

SAFCO[®]

PRICE LIST

2022

July 6, 2022

Our Locations

Safco® is excited to provide you with a variety of workspace solutions that will help make your workday easier, more comfortable and hopefully a little more fun. We're ready with an assortment of Quick Ship options and a robust service offering that will make us easier to do business with than ever before. So, read on and let us tell, and then show you how we can help with all your workspace needs.

Our Locations

Our distribution centers, manufacturing facilities and showrooms create a network built to provide a fast and easy customer experience.

Distribution Centers (DC's)

Our DC's give us the ability to ship our most popular Quick Ship products from a location near you. Need to know exactly where your product is shipping from? Simply contact our expert Customer Care team for a speedy answer to this and all of your Safco questions – even the ones you didn't know you had. Safco DC's are located in:

Windsor, VA
Riverside, CA

Showrooms

If you would like to see our products in-person we have two showroom locations filled with a variety of our products. If one of these locations doesn't fit into your travel schedule, simply let us know and we can direct you to one of our Rep Group partners' showrooms that are located throughout North America. Safco Showrooms are located in:

Milford, IA
Chicago, IL (Merchandise Mart)

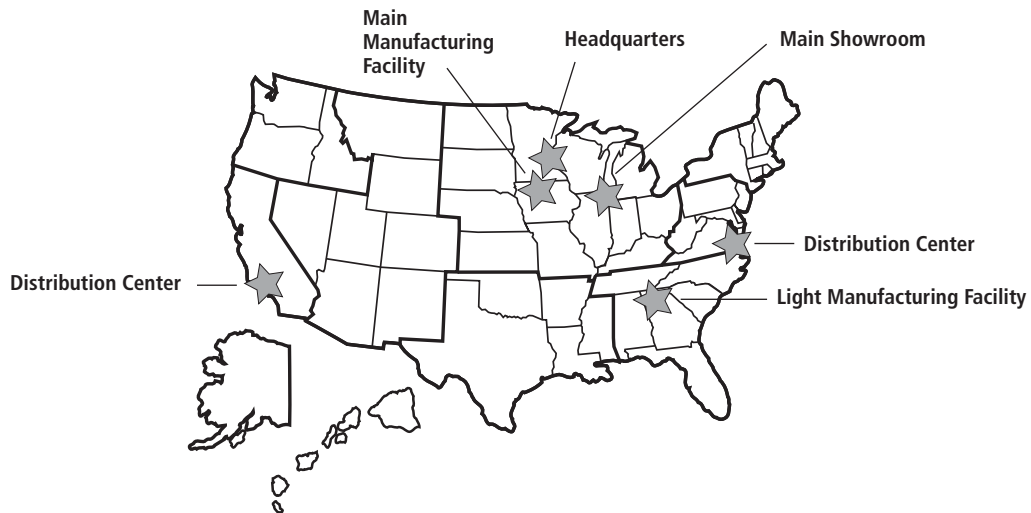
Manufacturing Facilities

Safco has a state-of-the-art manufacturing facility in Milford, IA. This plant allows us to build our legacy products more effectively and enable new product design for the future. Our Kennesaw, GA facility is a light manufacturing plant where all of our configured and custom upholstery seating is produced and our lockers are built. Safco manufacturing facilities are located in:

Milford, IA
Kennesaw, GA

Headquarters

Last, but certainly not least, is our headquarters in New Hope, MN (Minneapolis). This is where your orders get placed, calls and emails get answered, products designed, and marketing materials are produced. It's the place Safco calls home and where we will be waiting for your call should you need our assistance.




Space Planning Services

Our team of space planning experts provide workspace and storage solution designs that include our entire product offering. Plus, our design renderings showcase how Safco products will fit into your space and bring in color and textures so you can see what your space will look like – making guesswork a thing of the past. If you have any space planning questions, contact spaceplanning@safcoproducts.com or your local Safco Sales Rep Group.

Installation Services

Now you need someone to install all that great Safco product. We have you covered there as well. Go to our website and select "Find a Certified Installer" to find the best option for all your Safco installation needs. But we don't stop there. Our in-house Installation Manager will help with any questions to ensure your project goes smoothly from the time your product arrives until every last piece of hardware is in place.

48 Hour Quick Ship

What exactly is 48 Hour Quick Ship? 48 Hour Quick Ship means that items in this book identified with the  'Ships Within 48 Hours icon' will ship from one of our DC's within 48 hours of a complete Purchase Order being sent. Now you may be wondering what a complete Purchase Order means; It simply means it has all the information we need to submit an order such as color and feature choices, quantity, shipping information, etc. are present and accounted for.

- All dimensions shown in this publication are nominal.
- All illustrations and specifications in this publication are based on the latest product information available at date of publication.
- **Prices are subject to change without notice.** All orders are subject to prices in effect at the time of order.
- Safco Limited Lifetime Warranty applies unless otherwise noted.

Office Suites
Seating
Tables & Desks
Meeting Essentials
Personal Organization
Ergonomics
High Density Storage
Storage & Filing
Facilities
Technology Furniture
Art & Engineering
K-12 Education
SAFE Collection Addendum

DEFINITION:

Special Pricing is an additional discount from standard net pricing granted for a specific customer to be used on an identified project in a defined period of time, generally 90 days. Unless previously approved by Safco®, it will be for one purchase order and shipping to one location in a single shipment.

PURPOSE:

Special Pricing is extended to our Dealers at the sole discretion of Safco primarily for the purposes of improving our price position in competitive situations. It is understood that the basis for Special Pricing consideration is information that is gathered from our Dealers and Sales Representatives as well as our historical data. To this extent, it is critical that the information supplied by our Dealers and Sales Representatives is complete, accurate and timely.

GUIDELINES:

Requests will be considered on competitive projects of \$25,000 list and above. Discretion will be employed for high quantities of lower list price items, or with a specific strategic objective in mind. Safco reserves the right to deny or award requests for Special Pricing at any time to any Dealer.

PROCEDURE:

Safco processes Special Pricing requests on a first in, first out basis. Incomplete data will prevent us from processing the request and it will be returned to the Dealer or Sales Representative for completion prior to processing. We strive to provide fast responses to requests, and generally do so within 24 hours. Please allow more time, if possible. To request the Special Pricing Request Form, you may email your request to bids@safcoproducts.com or contact your Sales Representative.

The Special Pricing Request Form may be submitted electronically by emailing to bids@safcoproducts.com, or faxed to us at the number on the form. Electronic submission is preferred whenever possible. In special circumstances such as when traveling, computer breakdown, etc., we will process requests via phone, provided all information is complete, in order to provide you the best service possible.

EXCLUSIONS:

Special Pricing cannot be granted to Dealers solely for the purposes of improving margins in non-competitive circumstances, nor to place orders for stocked products. Once you have received the purchase order from your customer, Special Pricing requests for that project can no longer be processed. We reserve the right to request a copy of the purchase order from your customer for the purposes of confirming integrity of the process.

By requesting Special Pricing, Dealers and Sales Representatives confirm that they intend to, and will make reasonable efforts to sell the Safco products listed in the Special Pricing request to the named customer. If a Dealer or Sales Representative obtains Special Pricing for the purpose of competitively submitting an alternative competitive product to their customer, Special Pricing requests for that Dealer will be suspended indefinitely at Safco's sole discretion.

ORDER SUBMISSION:

In order for Special Pricing to be applied to the appropriate order, the order must reference the Bid Number supplied by Safco at the time of order placement. Failure to include the bid number will prevent Safco order entry from placing your order with the appropriate Special Pricing discount applied; standard discounts will then be used. Credits cannot be issued after Safco order entry has entered your order.

SPIRIT OF COOPERATION:

Safco appreciates the opportunity to partner with our Dealers and Sales Representatives in order to enjoy mutual business. It is our pledge to you to make every interaction as productive, fair, and enjoyable as possible. We sincerely appreciate your business and look forward to the many opportunities to work together in the future.

SETTING UP AN ACCOUNT WITH SAFCO

Becoming a Dealer/Distributor

Grow with Us! Simply visit www.safcoproducts.com to apply for Dealership/Distributorship.

FREIGHT POLICY - Effective January 3, 2022

FREIGHT

Prepaid on all orders of \$1,500 Net or more.
Orders less than \$1,500 Net:
LTL: \$150 Flat rate
Small Parcel: \$25 Flat rate
Orders containing both LTL and small parcel: \$150 flat rate

Special routing request fees for LTL (Accessorial Charges):

- Call before Delivery – Included. Please specify at order entry.
- Lift Gate Assistance – \$125 for orders requiring a lift gate (no loading dock).
- Inside Delivery – \$50 for delivery to threshold only of first door.
 - Does not include put in place, un-carton, assembly, or trash removal.
 - Local restrictions may apply.
- Additional redelivery or storage charges may apply if special routing requests are not specified ahead of time and additional trips are required.
- Contact Customer Service at info@safcoproducts.com for a quote on Expedited Service (guaranteed date and time of delivery), or larger volume orders or special services requested over 2,000 lbs.
- Safco is not responsible for issues or costs arising from carrier transit delays, missed delivery appointments, etc.

MINIMUM ORDERS

No minimum order requirement, however, all orders must be placed in full carton quantities.

THE FOLLOWING ICONS ARE USED THROUGHOUT THIS PUBLICATION:



New Product



Ships Within 48 Hours



Shippable by Small Package Carrier



General Services Administration



Meets ANSI/BIFMA Standards



PROP 65 Warning

Our warranty pledges excellence in the quality of our products. It helps protect our customer's investments and extends our continuing dedication to our customers after their initial investment.

LIMITED LIFETIME WARRANTY

Safco® warranty obligation: We pledge to repair or replace, at Safco's option, any Safco product or component that is defective in material or workmanship for as long as you, the original purchaser, own it. This warranty is subject to the provisions below.

LIABILITY LIMITATIONS

The following listed parts, components and supplies are covered under warranty in accordance with the below schedule following the product purchase date.

Ten Years: Seating controls and cylinders, Rumba™, Cha-Cha™, electric height-adjustable table series laminates, and wood seating components. All parts (excluding motor) on the XR, ML and E Series Height-Adjustable Tables.

Five Years: Glides, casters, polymer-based components, seating upholstery (fabrics and leather), foam, armrests, chrome seating components, user-adjustable work surface mechanisms, laminates, veneer finishes and other covering materials, drawer glides, electrical components, Event Series, cabinets or mobile systems, components that are either moving parts or controls (guides that are in contact with moving parts), and motors on the ML-Series, E-Series, and XR-Series Height-Adjustable Tables.

Three Years: Outdoor Products (Evos™, Canmeleon™ and CoGo™ Product Lines), High Density 4-Post wire shelving and wire components, and electrical components, Dry Erase Surfaces.

WARRANTY SUBJECT TO EXCLUSIONS

Exclusions pertaining to this warranty are as follows but are not limited to:

- Normal wear and tear
- Product or product components utilized with the intent to rent or lease
- Freight damages: Safco is not liable for any product damages sustained during shipping or handling operations. Safco provides specific policies and requirements regarding shipping and handling, and reserves the right to review and address product distribution matters separately.
- Product negligence: A product is not considered defective due to misuse or improper installation. Safco products must be installed, used and maintained in accordance with product instructions and warnings.
- Alterations or attachments to the product that were not approved by Safco
- All COM Fabric is not covered under this warranty
- All corrugated products or components
- Use of non-multiple shift products for multiple shifts
- Products purchased through a discontinued products promotion/liquidation

Safco's warranty obligation is limited to normal use upon receipt of our products.

SEATING USAGE

Normal commercial usage for seating is defined as the equivalent of a single shift, forty (40) hour work week. To the extent that a seating product is used in a manner exceeding this, the applicable warranty period will be reduced in a pro-rata manner.

Models warranted for multiple shifts:

- Task Master® Industrial Series
- Soft Tough™ Series
- WorkFit™ Polyurethane Series
- Uber™ Series (500 lbs.)
- Alday™ Intensive-Use (500 lbs.)
- Vue™ Intensive-Use (500 lbs.)

WARRANTY PROCEDURES

Please follow the warranty procedures described below:

1. Once a defect has been discovered, the original purchaser must contact Safco® immediately (within 30 days of defect detection), in writing, with the serial number(s) (if applicable), date code and model number from the product(s) in question.
2. Upon inspection of the product(s), Safco® will collect all relevant information necessary for review of the request.
3. Product replacement and replacement parts will be authorized by a Customer Care representative if acknowledged to be necessary under product warranty eligibility conditions.

SPECIFIC LIMITATIONS REGARDING COLOR VARIATIONS, FABRICS AND FINISHES

Natural products have varying grains and colors. Due to such natural variations occurring in materials such as wood and leather, these characteristics are not considered defects. Safco does not warrant the color-fastness or matching of colors, grains or textures of such materials. Materials supplied, selected or provided by the customer (COM) are not warranted.

Buyer is responsible for freight to and from factory on all warranty claims. Any description of the goods sold hereunder, including any reference to Buyer's specifications and any description in catalogs, circulars and other written or digital material published by Safco is for the sole purpose of identifying goods and shall not create an express or implied warranty that the goods shall conform to such description.

THERE ARE NO OTHER WARRANTIES, AND SAFCO DISCLAIMS ALL IMPLIED WARRANTIES INCLUDING WARRANTIES OF MERCHANTABILITY, FITNESS FOR A PARTICULAR PURPOSE AND FREEDOM FROM PATENT INFRINGEMENT. NO AGENT, EMPLOYEE OR REPRESENTATIVE OF SAFCO HAS ANY AUTHORITY TO BIND SAFCO TO ANY AFFIRMATION, REPRESENTATION OR WARRANTY EXCEPT AS STATED HEREIN.

SAFCO SHALL HAVE NO LIABILITY FOR INDIRECT, INCIDENTAL, CONSEQUENTIAL OR SPECIAL DAMAGES OF ANY KIND. THESE LIMITATIONS ARE AGREED ALLOCATIONS OF RISK. UNDER NO CIRCUMSTANCES SHALL SAFCO'S LIABILITY WITH REGARD TO THE SALE OR USE OF THE PRODUCTS EXCEED THE PURCHASE PRICE PAID BY THE BUYER FOR THE PRODUCTS. TERMS AND CONDITIONS OF THIS WARRANTY ARE SUBJECT TO CHANGE WITHOUT NOTICE.

Note: Safco® does not require the customer to fill out a warranty registration card. Please keep all purchase documents for the product in event the warranty is needed. Contact our Customer Care team for any warranty assistance at info@safcoproducts.com or (888) 971-6225.

Sales Policies

All orders with future ship dates will reflect current pricing within 90 days.

CASH TERMS

1%-15 Net 30. For cash discount, remittance must be made 15 days following invoice date. Net amount due 30 days following invoice date.

FACTORY RETURNS

All merchandise requesting to be returned must first be approved and issued a Return Goods Authorization (RGA) number. Except for defective merchandise, all factory returns must be shipped freight prepaid and are subject to a 25% recartoning/restocking charge which includes any charges for outgoing freight paid by Safco®.

We are unable to accept returns of any items not in the original cartoning, broken cartons and non-standard merchandise or in unsaleable condition. Return authorization label must be attached to return carton. Returns must be made within one (1) year in resalable condition, and in original Safco cartons. All product must be returned within 30 days of return authorization date or RGA will be cancelled.

Mobile Aisle™, Custom Upholstered Seating, 4-Post Shelving, all high-density filing products and Mailflow Systems® products are considered custom and cannot be returned. Please contact Customer Care at info@safcoproducts.com or 888-971-6225 to receive a Return Goods Authorization number to include on each of the cartons being returned.

ORDER CANCELLATION

Orders which have entered any stage of production cannot be cancelled. Requests for cancellation are not accepted until acknowledged by Safco. In the event cancellation is accepted by Safco Products, cancellation charges may apply and may be in the amount of the entire order.

FREIGHT DAMAGE

All shipments must be carefully inspected upon receipt by the assigned freight forwarder to ensure all items are in satisfactory condition before signing the bill of lading. If there is visible damage or shortage, it must be noted on the bill of lading. If not notated, we will be unable to file a claim with the carrier due to their policies. Visible damage or shortage must be reported within 24 hours of receipt of goods by the freight forwarder.

FINISHES

Photographic swatches have been provided to represent the many options you have when selecting a Safco product. Swatches should be used for reference only. If complementing an existing work environment is important, please request finish samples online at www.safcoproducts.com or contact our Customer Care Team at info@safcoproducts.com.

DESIGN

We reserved the right to make changes in design and material, as well as discontinuance of parts and units when such action is deemed to be an improvement in design, function and/or construction.

Statement of Quality

Statement of Quality

At Safco®, we understand that quality extends beyond simple function and we are committed to the highest level of satisfaction in the manufacture, sale and support of our products. From concept to delivery, we integrate high levels of quality as our standard and work hard to impress our customers every day. We strive for continuous improvements in all areas of product and service by regarding our quality programs as an integral part of the company's improvement process. Safco's quality program works to provide products that meet or exceed the quality standards our customers expect.

As an industry leader, Safco aims to set high environmental and safety standards by offering a large collection of third-party tested products that meet standards set forth by BIFMA, UL, the State of California, and others.

ENVIRONMENTAL COMMITMENTS

Safco not only holds itself to strict environmental standards, but we also require suppliers to follow these standards as a total supply chain initiative. Suppliers play an important role in Safco's long-standing commitment to perform operations in a manner consistent with sound health, safety and environmental management practices. Because of this, suppliers are not only expected to comply with applicable health, safety and environmental laws and regulations, they are expected to seek continuous improvement within these realms.

Safco continues to become an environmentally conscious company with the intention to offer more products that our customers can feel good about, and responsible practices that encourage sustainability, helping us obtain a proud standing in our community and the planet.

OPERATIONS

Safco advocates continuous improvement in the realms of efficient recycling and/or disposal of waste materials and improving treatment and control of waste emissions affecting air, water and soil. Safco also encourages the practice of waste reduction operations such as machine efficiency, raw material utilization, conservation of soil, air, water quality, biodiversity, wildlife and aquatic habitats, the practice of sustainable forest management policies where applicable, end-of-life treatment recommendations, raw material and recycled content regulation, and legal compliance with environmental legislation.

Table of Contents



TIP: To jump to a specific section, click on the section title

Office Suites	Page
Aberdeen® Laminate Series.....	12-18
Aberdeen® Laminate Series Idea Starters.....	18
CSII™ Modular Desking	33-44
CSII™ Overhead Storage & Pedestals	42-43
CSII™ Lateral Files	43
CSII™ Reception & Reception Typical.....	44
CSII™ Typical.....	45-47
Communication Station® Freestanding Worktables.....	48
Resi® Benches & Privacy Panels	49
Even™ Worktables & Accessories.....	50-53
Medina™ Laminate Series	19-23
Medina™ Laminate Series Idea Starters	24
Mirella™ Laminate Series	25-27
Mirella® Laminate Series Idea Starters.....	28
Sterling Laminate Series.....	29-31
Sterling Series Idea Starters	32
Power and Data Options/Grommet Options.....	54
Casegood Handle Options.....	54

Seating	Page
3200 Task Seating	74
Active Seating.....	88-89
Stabilizing Footrest	88
Alday™ 24/7 Task Seating.....	77
Apprentice II Extended-Height Seating	75
Ball Chairs.....	89 & 276
Runtz™ Ball Chair & Swivel Ball Chair.....	89 & 276
Zenergy™ Ball Chair	89 & 276
Zenergy™ Swivel Ball Chair.....	89 & 276
Bandi™ Stack Chair	79
Bosk™ Wood Stack Chair & Bosk™ Wood Stool	79
CoGo™ Steel Indoor/Outdoor Stack Chair & Benches.....	82
Currant™ Stack Chair & Bistro Stools	80
Diesel Industrial Stools.....	85-278
Escalate Stacking Chairs	80
Event Series Heavy-Duty Folding/Stacking Chairs	81
Flaunt™ Manager Chair.....	74
Flaunt™ Guest Chair.....	81
Lab Stool Seating	86
Lineage™ Big & Tall Seating	77
Lounge Series Furniture	83-85
Resi® Collection	83
Santa Cruz® Lounge Series.....	84
Soft Seating	84 & 277
Mirella™ Lounge.....	85
Resi® Lounge	85
Medina™ Seating Collection.....	72, 73
Medina™ Task Seating.....	74
Medina™ Extended-Height Seating.....	75
Medina™ Guest and Conference Seating	80
Metro™ Extended-Height Task Seating.....	75
Mezzo™ Task Seating	74
Moto™ Stack Chair.....	81
Next™ Stack Chair & Bistro Height Chair	81
Optimus™ Big & Tall Seating	78
Pique™ Stack Chair.....	82
Poise™ Task Seating.....	75
Precision Extended-Height Seating	75 & 76
Reve™ Guest Seating	60
Reve™ Sled Base Seating With Tablet Arm	61

Seating	Page
Reve™ Manager Seating (Task Chairs)	62
Reve™ Bistro-Height Seating.....	63
Reve™ Counter-Height Seating	63
Safo® Stack Chair	82
Sassy® Series Stack Seating.....	64
Sassy® Series Bistro-Height Seating	65
Sassy® Task Seating.....	66
Seating Features & Fabric Grade Program.....	55-59
Serenity™ Big & Tall Seating.....	78
Shell™ Desk Chair & Extended-Height Seating	75 & 76
SitStar™ Seating	86 & 278
Soft Seating	84 & 277
Soft Tough™ Workbench Seating	87
Steel Stool Seating.....	86 & 278
Task Master® Office Stool & Workbench Seating	87
Thesis™ Training Chairs-Static Back & Flex Back	67
Thesis™ Flex Back Extended-Height Task Chair	67 & 76
Twixt™ Active Seating Chair – Seating & Extended-Height	88 & 277
Twixt™ Mid- & Extended-Height Saddle Stools	88 & 277
Two-Tier Chair Cart	81
Uber™ Big & Tall Seating	78
Valoré® Training Series	68
Valoré® Training Series - High-Back.....	68
Valoré® Training Series - Mid-Back.....	69
Valoré® Height-Adjustable Task Chair	69
Vue™ Intensive-Use Task Seating	75
Vue™ Mesh Extended-Height Task Seating.....	76
Vy™ Stack Guest Seating.....	70
Vy™ Bistro-Height Seating.....	71
Vy™ Counter-Height Seating	71
WorkFit™ Polyurethane Seating.....	87

Tables & Desks - Tables	Page
Aberdeen® Conference Tables	17
Bistro Series Tables.....	101-102 & 283
Cha-Cha™ Square & Round Tables	100
CoGo™ Outdoor/Indoor Tables	82
Conference/Training Room Accessories	111
Corisca® Conference Tables.....	107
CSII™ Conference Tables.....	108
E-Series	104-105
Event Series Folding/Stacking Multi-Purpose Tables.....	112
Flip-N-Go® Tables.....	92-93
Height-Adjustable Tables.....	98 & 282
Impromptu™ Mobil Training Tables.....	91
Impromptu™ Table Accessories.....	111
Medina™ Conference Tables.....	22
Mirella™ Conference Tables.....	27
ML-Series Height-Adjustable Tables	103-104
Napoli® Conference Tables	109
Oasis™ Teaming Tables	99
Rumba™ Nesting Tables	96
Rumba™ Fixed Leg Tables.....	97
Rumba™ T-Leg Caps	97
Sorrento Conference Tables.....	109
Spark™ Teaming Tables.....	99
Sterling Conference Tables	31
Sync™ Tables	94-95 & 284
Training Table Power Options.....	110
Universal Table Hooks	111
XR-Series.....	105-106



TIP: To jump to a specific section, click on the section title

Tables & Desks - Desks Page

Adjustable Computer table 120
 AlphaBetter® Desks & Stools 114-115 & 279-280
 Brio™ Standing Desk 117
 Defy™ Electric Adjustable-Height Desk..... 118
 Eastwinds Furniture 119
 Portrait PC Desk Cart 119
 Argo PC Workstation..... 119
 FPD Computer Table..... 119
 Laptop Caddy..... 119
 Mobile Arch Computer Desk 119
 Elevate™ Standing-Height Desks 117
 Empire Mobile PC Station 119
 Flip & Nest Desks 116 & 281
 Mirella™ SOHO Desks..... 118
 Mood™ Standing-Height Desk..... 120
 Mood™ Storage Pedestal 120
 Mood™ Bookcase..... 120
 Muv™ Adjustable-Height Desks..... 116
 Muv™ Fixed-Height Desks 116
 Ready Collection - Desk, Large & Small Storage Cabinets..... 120
 Resi® Office - Desk, Cabinet, Wardrobe & Hutch 119
 Reversible Top Computer Desks 113
 Roam™ Touchdown Workstation 117
 Scoot™ Standing-Height Desk with Rotating Work Surface..... 117
 Scoot™ Steel Desks..... 117
 Scoot™ Desk..... 117
 Scoot™ Stand-Up Desk 117
 Ultimate Gaming Desk 120
 Studio Desks 116
 Table Desk..... 116
 Verve™ Standing Desk..... 117
 Vum™ Pneumatic Standing Desk..... 117
 Wire Desk..... 116 & 281
 Xpressions™ Computer Desks 117

Meeting Essentials Page

Coat Hooks & Coat Hangers 129-130
 Coat Racks & Wall Racks..... 126-128
 Height-Adjustable Media/Design Centers 123
 Hospitality – Steel Refreshment Carts..... 125
 Hospitality – Wood Refreshment Carts..... 125
 Impromptu® Acrylic Screens 121
 Mobile Whiteboard 121 & 281
 Rumba™ & Impromptu® Collaboration Screens..... 121 & 281
 Onyx™ Break Room Organizers 124
 Multimedia & AV Carts..... 122
 Onyx™ Mesh Marker Holders 121
 Presentation Stands & Lecterns..... 122-124
 Write Way Dry Erase Message Signs 130

Personal Organization Page

Desk Organization..... 134-135
 Impromptu® Machine Stands..... 131
 Machine Stands 131-133
 Muv™ Printer/Machine Stands 131
 Onyx™ Desk Organization 135
 Onyx™ Magnetic Mesh Panel Organizers 142
 Onyx™ Mesh Desktop Organizers..... 135-138
 Onyx™ Mesh Desktop Tub and Box File Organizers 138
 Onyx™ Mesh Hanging Storage Organizers 137

Personal Organization Page

Onyx™ Mesh Wall Organizers..... 141
 Onyx™ Power Mesh Desktop Organizers..... 136
 Onyx™ Under Desk Machine Stands..... 133
 PanelMate® – Dry Erase Board..... 141
 Plastic Desk Accessories..... 134
 Rolling Storage Cart..... 133
 Scoot™ Printer Stands 132
 Steel Book Storage..... 139
 Steel Combination Desk Organizers 139
 Steel Desk Organizers 139
 Steel Machine Stands..... 132
 Steel – Wall Pocket Organizers 141
 Suggestion Boxes..... 140
 Wave Desk Accessories 139
 Wave Printer Stands..... 132
 Wood Desktop Organizers..... 134
 Wood Machine Stands 131

Ergonomics Page

Anti-Fatigue Mat..... 147
 Backrests..... 148
 CPU Holders..... 143
 Electric Desktop Sit/Stand Desks 144
 Ergonomic Accessories – Monitor Arms & Supports..... 145
 Footrests 146
 Height-Adjustable Keyboard Mechanism 143
 Keyboard Supports..... 143
 LED Task Lighting 145
 Monitor Stands 143

High Density Storage Page

ARC™ Rotary Files 176
 ARC™ Rotary File – Components..... 177-179
 File Harbor Cabinets..... 170-171
 File Harbor Cabinet Components 171-173
 File Harbor Cabinets on Kwik-Track Typicals 174
 Flip-n-File™ Cabinets 179
 Flip-n-File™ Cabinets on Kwik-Track 179
 Flip-n-File™ Insertables® Systems 180
 Forms/Storage Cabinets 175
 Heavy-Duty Shelving 168-169
 High-Density Storage Space Planning Services Information 149
 Lateral Files..... 181
 Lateral Files on Kwik-Track..... 181
 Mobile Aisle 1000™ 150
 Mobile Lite Typicals..... 151-152
 4-Post Shelving 153-158
 4-Post Shelving Components 159-162
 4-Post Shelving Security Components 163
 4-Post Shelving with Roll Out Drawer Typicals..... 164
 4-Post Shelving - Specifications 165
 4-Post Shelving on Kwik-Track..... 166-167

Storage & Filing Page

Clear2c™ Literature Displays 189
 Expose™ Literature Displays..... 189
 Hospitality Cabinets 186
 Literature Display – Steel 191

Office Suites
 Seating
 Tables & Desks
 Meeting Essentials
 Personal Organization
 Ergonomics
 High Density Storage
 Storage & Filing
 Facilities
 Technology
 Furniture
 Art & Engineering
 Education
 K-12
 SAFE Collection Addendum

Table of Contents



TIP: To jump to a specific section, click on the section title

Storage & Filing	Page
E-Z Stor® Steel Literature Organizers	192
E-Z Stor® Steel Project Organizers.....	192
Value Sorter® Steel Literature Organizers.....	192
Wood/Corrugated Literature Organizers	193
E-Z Stor® Wood Literature Organizers	193
Wood Adjustable Literature Organizers	193
Luxe™ Literature Displays.....	186
Mobile Book Carts	195
Mobile File Carts	195-197
Wire Mobile File Carts.....	197
Wire Utility Cart.....	195
Scoot™ Steel Utility Cart	195
Mobile Carts	196
Mesh Mobile File Carts	196
Steel Tub Files	196
Scoot™ Mobile Carts	197
Wire Mobile File Cart	195
Onyx™ Mesh Display Racks.....	190-191
Onyx™ Mesh Mobile File Carts	197
Resi® Storage	182-183
Free Standing Lockers	182
A-Frame Workstation Lockers and Locker Options	183
Reveal™ Literature Displays	187-188
Reveal™ Tabletop Display	188
Steel Lockers	184
Steel Storage Cabinets.....	185
Steel Mini Pedestals	197
Steel Mobile File Carts	197
Wood Literature Displays	190
Steel Literature Displays.....	190
ValueMate® Steel Bookcases	194

Facilities	Page
Archival & Boltless Shelving.....	208
Black Speckle Waste Receptacles – Push & Open Top	199
Canmeleon™ Indoor/Outdoor Series Waste Receptacles.....	202
Canmeleon™ Pentagon Indoor/Outdoor Series Receptacles	202
Commercial Wire Shelving	209
Dome Top Receptacles	201
Evos™ Series Indoor/Outdoor Steel Receptacles.....	203
Hand Trucks.....	211
Economy Hand Trucks	211
Platform Trucks	212
Industrial Wire Shelving	209
Mailflow Systems®	214-225
Mailflow Systems® Specialized Sorters	226
Mailflow Systems® Shelves, Shelf Support & Accessories.....	227-229
Mailflow Systems® Tables, Storage Tables & Consoles	230-231
Mailflow Systems® Adjustable Shelf Kits & Accessory	232
Mailflow Systems® Build-Your-Own Shipping Workstations.....	233
Mailflow-to-Go™ Tables, Sorters & Cabinets	234-235
Mailroom Carts	212
Mailroom Sorters & Tables	213
Mixx™ Recycling Center	207
Nook™ Waste Receptacles.....	199
Onyx™ Steel Mesh Waste Receptacle	203
Open Top Receptacles	198
Public Square® Recycling Receptacles.....	206
Recycling Centers.....	205
Recycling Receptacles.....	205
At-Your-Disposal® Recycling Centers	205

Facilities	Page
Reflections by Safco® Dome Top & Square Receptacles.....	198
Steel Shelving – Commercial & Industrial	210
Step-On Receptacles – Ellipse & Square.....	200-201
Plastic Step-On Receptacles	200
Stainless Step-On Receptacles	201
Trifecta® Waste Receptacles	207
Twist™ Indoor/Outdoor Waste Receptacles.....	201
Waste Receptacles	204
Smoker Receptacles	203
At-Your-Disposal® Waste Receptacles	203
Half Round Waste Receptacle	203
Onyx™ Mesh Round Waste Receptacles	204
Bubble Round Waste Receptacles	204
Round Waste Receptacles	204
Rectangular Waste Receptacles	204

Technology Furniture	Page
Maytrix® LAN Racking System	256-261
Maytrix® LAN Racking System – Components & Accessories.....	259-261
S/E Cabinet.....	261
Techworks® Technical Furniture - Idea Starters	236-237
Techworks® Benches	238-242
Techworks® High Pressure Laminate (HPL) Benches	238-239
Techworks® Stainless Steel Surface Benches.....	238-239
Techworks® Butcher Block Benches	240-241
Techworks® Benches with ESD Laminate Surface	242
Techworks® Tables	252-253
Techworks® High Pressure Laminate (HPL) Tables.....	252
Techworks® Stainless Steel Surface Tables	252
Techworks® Butcher Block Tables.....	253
Techworks® Tables with ESD Laminate Surface	253
Techworks® Organizer Frames	243
Techworks® Shelves	244-245
Techworks® Accessories	246-250
Techworks® Hanging Bar & Keyboard Options.....	245
Techworks® Service Bar, Power Strips, Telecom Channel & Plates	246
Techworks® Parts Bin Strip.....	247
Techworks® Suspended Tote Holders & Tote Kits.....	247
Techworks® Flat Panel Monitor Arms.....	249
Techworks® Free Standing & Overhead Storage.....	247
Techworks® Cable Management & ESD Accessories	248
Techworks® Overhead Lighting, Task Lighting.....	248
Techworks® Utility Drawer & Pull Out Writing Shelf.....	247
Techworks® Peg Boards, Whiteboards & Fabric Screens	249-251
Techworks® Storage Center.....	254
Techworks® Storage Center – Components	254-255

Art & Engineering	Page
Drafting Tables	263
Economy Art Storage.....	268
Facil Flat Files – 5 Drawer	267
Flat Files – 5 & 10 Drawer – Designer Colors.....	266
Futur-Matic® Drawing Tables	263
MasterFile 2 –High Density Vertical Storage	267
Media Storage	269
Ranger® 4-Post Drawing Tables.....	262
Roll Filing Systems	268-269
Steel Flat Files – 5 & 10 Drawer.....	265
Flat File Accessories	265
Vertical Hanging Files.....	264



TIP: To jump to a specific section, click on the section title

K-12 Education	Page
AlphaBetter® Desks & Stools	279-280
Ball Chairs.....	276
Runtz™ Ball Chair.....	276
Runtz™ Swivel Ball Chair.....	276
Zenergy™ Ball Chair	276
Zenergy™ Swivel Ball Chair	276
Bistro Series Peanut Tables.....	283
Diesel Industrial Stools.....	278
Diesel Adjustable-Height.....	278
Diesel Low Base with Back	278
Fidget™ Active Stool	277
Learn Height-Adjustable Tables.....	282
Learn Nesting Trapezoid & Rectangle Desk	281
Rumba™ Collaboration Screen	281
Mobile Whiteboard	281
Safco® Soft Seating	277
SitStar™ Seating	278
Steel Stool Seating.....	278
Sync™ Conference/Training Tables	284
Twixt™ Active Seating Chair – Seating & Extended-Height	277
Whiffle Mobile Storage Units.....	270-275
Whiffle Mobile Storage Typicals.....	273-275
Wire Desk.....	281
Wood Adjustable Literature Organizers.....	281

Safe Collection Addendum **Page**

Wellness Screens & Panels	
Hand Sanitizer Stand, Modular Guards, Temperature Stations	285

Sales Resources:

Corporate Laminate & Paint Program	10
Custom Request Form	11
Seating Features & Fabric Grade Program.....	55-59
CSL (Customer Specified Laminate).....	90
Product Index by Model Number	286



Corporate Laminate and Paint program

For many Safco® product lines, standard Corporate Color Program is available. Select product lines have limited finish options and are noted individually within each product section. For examples of standard finishes, please refer to our Resources section on www.safcoproducts.com.

Powdercoat Paint Colors

Our standard paint offering is available on 4-Post, Arc Rotary, CSII™, File Harbor, E Series Tables, Forms/Storage, Mailflow, Maytrix®, and High-Density Mobile Storage.

Refer to ordering guidelines on the product pages as some exceptions may apply.

Black	Desert Sage	Medium Blue	Mist	Navy
Tech Silver	Textured Black	Textured Graphite	Textured Gray	White

Note: Mailflow-to-Go® is available in Pebble Gray. CSII™ lateral files are available in Black, Medium Tone, Desert Sage and Mist paint options only.

High Pressure Laminates (HPL) and Edge Band Colors

All HPLs are available on the following product lines: Flip N Go, Sync, Bistro, ML, E-Series and XR Height Adjustable Tables, Maytrix®, CSII™, Arc Rotary, and Mailflow

Refer to ordering guidelines on the product pages as some exceptions may apply.

High Pressure Laminates (HPL)

Asian Night	Columbian Walnut
Asian Sand	Designer White
Biltmore Cherry	Fashion Gray
Black	Fusion Maple

High Pressure Laminate Edge Band Colors

Black	Designer White	Ice Gray
-------	----------------	----------

Note: *Gray ESD is only available on TechWorks® and Maytrix® product lines.
*Storm Gray Matrix and Stainless Steel only available on TechWorks®.

Thermally-Fused Laminates (TFL) and Edge Colors

All TFLs are available on the following product lines: Flip N Go, Sync, Bistro, E Series Tables, and Arc Rotary.

Refer to ordering guidelines on the product pages as some exceptions may apply.

Thermally-Fused Laminates (TFL)

Anthracite	Birch	Fog Gray	Folkstone
Mocha	Regal Mahogany	Speckled Gray Matrix	

Thermally-Fused Laminate Edge Band Colors

Black	Ice Gray	Taupe
-------	----------	-------

Note: Mailflow-to-Go® is only available in Birch with Ice Gray edging. Eastwinds product line is available in Anthracite and Medium Cherry only.

Custom Product Request Form

All requests for customization of product, sizes and finishes must have prior approval.
Please email specials@safcoproducts.com

Dealer Name _____

Dealer Address _____

City, State, Zip _____

Safco Sales Representative _____

Project Name _____

Expected Time Line _____

Install Date _____

Is this a standards program Yes or NO If Yes, Length of Standards _____

Laminate/Paint Manufacturer _____

Laminate or Paint Manufacturer Phone Number () _____

Laminate or Paint Name _____

Laminate or Paint Number _____

Safco Model/Series Number _____

Quantity _____

Is there a desired top and bottom to the laminate application? Yes ___ No ___

If yes, clearly specify how laminate is to be applied

Please Note:

- Due to standard laminate sheet sizes, most laminates will need to be applied in a horizontal orientation.
- Limited Lifetime Warranty does not extend to Customer Custom Options
- All Custom Options must be approved by Safco's Specials Department before Purchase Order submission

We require 3 sample chips mailed for all color matches along with form to:

Safco Products Company
9300 West Research Center Road
New Hope, MN 55428

Attn: Specials



Casegoods - Laminate and Veneers

Safco® Products marketing materials are designed to be used as sales tools for our Dealer network.

LAMINATES	Cherry	Gray Steel	Mahogany	Maple	Mocha	Sand Dune	Southern Tobacco	Stone Gray	Textured Brown Sugar	Textured Driftwood	Textured Mocha	Textured Sea Salt	White Ash
Aberdeen		LGS			LDC								
Medina		LGS			LDC							TSS	
Mirella						SDD	STO	SGY					WAH
Sterling										TDW	TDC		
veneers	Bourbon Cherry	Charcoal	Espresso	Mahogany	Sierra Cherry								
Napoli		CGR		MAH	CRY								
Sorrento	SCR		ESP										
Corsica - Conference Tables				MAH	CRY								

Aberdeen® Laminates

Aberdeen provides exceptional abrasion and stain resistance along with technology and cable friendly components.

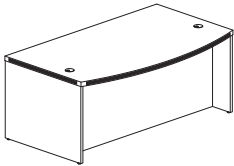
Laminate Options: Mocha-LDC and Gray Steel-LGS.

CARB Compliant: Aberdeen's core materials comply with Phase 2 of CARB's formaldehyde emission limits of composite wood materials.

• Horizontal surfaces feature fluted 3 MM PVC edge

• Recommended under-cabinet LED Task Light is model EZDP. Other LED Task/Desk lighting is available in the Ergonomics section page 149

BOW FRONT DESK

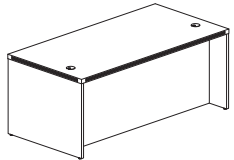


- 1½" thick work surface
- Full-height, vertical grain, modesty panel included

- Modesty panel is recessed 14½" at center
- Two grommets in surface, standard

Model No.	Description	Dimensions	Weight	List Price
ABD7242	72" Bowfront Desk	72"W x 42"D x 29½"H	233	1,505.00

CONFERENCE FRONT DESK

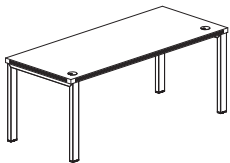


- 1½" thick work surface
- Modesty panel is recessed 8½" at center

- Full-height, vertical grain, modesty panel included
- Two grommets in surface, standard

Model No.	Description	Dimensions	Weight	List Price
ARD7236	72" Rectangular Conference Desk	72"W x 36"D x 29½"H	215	1,303.00

TABLE DESK

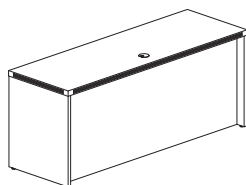


- Silver Base
- Not available in Maple

- Standard with two grommet holes for cable management

Model No.	Description	Dimensions	List Price
ABTDS72	Table Desk with Straight Top	72"W x 30"D x 29½"H	1,356.00

CREDENZA



- 1½" thick work surface
- One grommet in surface, standard
- Full-height, vertical grain, modesty panel included

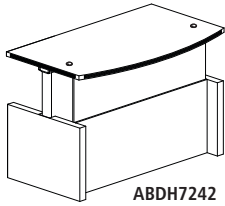
- Mouse hole in modesty panel for cable pass through
- Modesty panel is recessed 3" for outlet clearance

Model No.	Description	Dimensions	Weight	List Price
ACD7224	72" Credenza	72"W x 24"D x 29½"H	160	1,052.00

- Adjusts easily from 29½ - 49¼"
- Surfaces are abrasion and stain resistant for durability
- Includes built-in Brushed Nickel grommets to connect to power with ease
- All pieces feature durable 1½" thick work surfaces, with a distinctive fluted edge and vertical grain modesty panels
- Pieces coordinate with Aberdeen® Desking, Conference and Reception Furniture
- Drive System 110V, 60Hz AC input 120V DC motor draws a maximum of 3 amps for quick and easy movement

- Moves at a speed of ¾" per second for quick adjustment
- Control Switch has Up/Down Buttons with four position memory; sold as standard for ease of reconfiguration
- Dual motor system base
- Hidden Modesty Panel will rise as the Desk rises
- **Laminate Options:** Gray Steel-LGS, Mocha-LDC

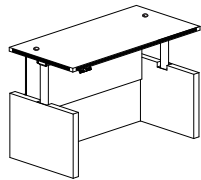
Aberdeen Height-Adjustable Bow Front Desk 



- Dual motor base
- Hidden Modesty Panel will rise as the Desk rises

Model No.	Description	Dimensions	Weight	List Price
ABDH7242	72" Bow Front Desk with Base	72"W x 42"D x 29½ - 49¼"H	317	3,444.00

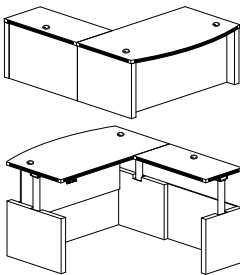
Aberdeen Height-Adjustable Conference Front Desk 



- Dual motor base
- Hidden Modesty Panel will rise as the Desk rises


Model No.	Description	Dimensions	Weight	List Price
ARDH7236	72" Conference Front Desk with Base	72"W x 36"D x 29½ - 49¼"H	310	3,276.00

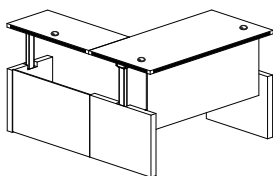
Aberdeen Height-Adjustable Bow Front Desk with Return 



- Dual motor system base
- Hidden Modesty Panel will rise as the Desk rises
- No hidden modesty panel on the return
- Non-Handed return is 24" deep, mount on left or right side

Model No.	Description	Dimensions	Weight	List Price
AT56	72 x 42" Bow Front Desk with Return with Base	72"W x 90" D x 29½ - 49¼"H	434	4,919.00

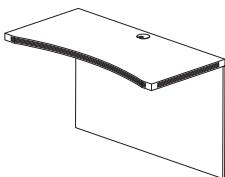
Aberdeen Height-Adjustable Straight Front Desk with Return 



- Dual motor base
- Hidden Modesty Panel will rise as the Desk rises
- No hidden modesty panel on the return
- Non-Handed return is 24" deep, mount on left or right side

Model No.	Description	Dimensions	Weight	List Price
AT58	72 x 36 Straight Front Desk with Return and Base	72"W x 84"D x 29½ - 49¼"H	427	4,754.00

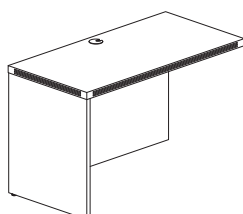
BRIDGE  



- Universal mounting to right or left side of Desk
- Not free-standing. Requires connection to Credenza and Desk
- 1½" thick work surface
- Full-height, vertical grain modesty panel included
- Modesty panel is flush against Bridge
- One grommet in surface, standard
- Mouse hole in modesty panel for cable pass through

Model No.	Description	Dimensions	Weight	List Price
ACB4224	42" Curved Bridge	42"W x 24"D x 29½"H	63	597.00

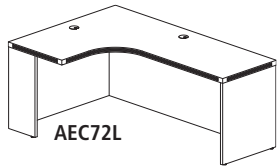
RETURN  



- Returns are non-handed
- Not free-standing. Requires connection to Credenza, Desk or Extended corner
- Mouse hole in modesty panel for cable pass through
- Modesty panel is flush against Return
- One grommet in surface, standard
- 1½" thick work surface
- Full-height, vertical grain modesty panel included

Model No.	Description	Dimensions	Weight	List Price
AR4224	42" Return	42"W x 24"D x 29½"H	96	677.00

EXTENDED CORNER

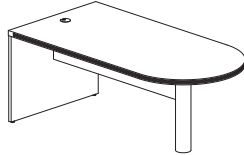


- 1½" thick work surface
- Full-height, vertical grain, modesty panel included
- Modesty panel is recessed 3" for outlet clearance on Desk side and flush on return side

- Two grommets in surface, standard
- Mouse hole in modesty panel (Desk side) for cable pass through

Model No.	Description	Dimensions	Weight	List Price
AEC72L	72" Left Extended Corner Table	72"W x 48"D x 24"D Return x 29½"H	218	1,679.00
AEC72R	72" Right Extended Corner Table	72"W x 48"D x 24"D Return x 29½"H	218	1,679.00

FREESTANDING PENINSULA DESK

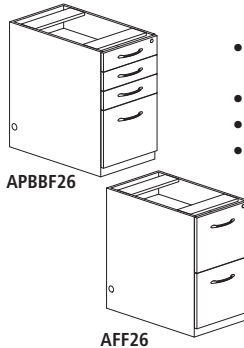


- 1½" thick work surface
- Modesty panel is 12"H
- One grommet in surface, standard

- Mouse hole in modesty panel for cable pass through
- Does not accommodate a center drawer

Model No.	Description	Dimensions	Weight	List Price
APT7236	72" Freestanding Peninsula	72"W x 36"D x 29½"H	172	1,451.00

PEDESTAL FILE FOR DESK

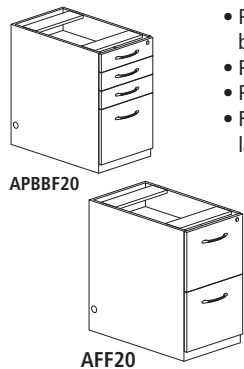


- Pedestals have integrated cable management access at top and bottom of Pedestals
- Pedestal tops are unfinished. Must be attached to underside
- Pedestals cannot be used with height-adjustable desks
- Feature dual-purpose pencil drawers for storing supplies or laptops

- All locks are keyed alike. Lock cores are removable for keying suites individually
- Curved metal pulls with Brushed Nickel finish
- File drawers accommodate letter- or legal-size hanging file folders
- Pedestals ship fully assembled

Model No.	Description	Dimensions	Weight	List Price
APBBF26	Desk Pencil/Box/Box/File Pedestal	15¼"W x 26½"D x 27½"H	90	1,126.00
AFF26	Desk File/File Pedestal	15¼"W x 26½"D x 27½"H	86	1,076.00

PEDESTAL FILE FOR CREDENZA/RETURN/EXTENDED CORNER




- Pedestals have integrated cable management access at top and bottom of ped
- Ped tops are unfinished. Must be attached to underside of surface
- Pedestals cannot be used with height-adjustable desks
- Feature dual-purpose pencil drawers for storing supplies or laptops

- All locks are keyed alike. Lock cores are removable for keying suites individually
- Curved metal pulls with Brushed Nickel finish
- File drawers accommodate letter or legal size hanging file folders
- Pedestals ship fully assembled

Model No.	Description	Dimensions	Weight	List Price
APBBF20	Credenza Pencil/Box/Box/File Pedestal	15¼"W x 20"D x 27½"H	75	1,000.00
AFF20	Credenza File/File Pedestal	15¼"W x 20"D x 27½"H	74	951.00

LATERAL FILE FOR CREDENZA/RETURN/EXTENDED CORNER




- Credenza Laterals slide easily under any surface
- Credenza Lateral top is unfinished
- Drawers can support up to 2 lbs. per inch

- Curved metal pulls with Brushed Nickel finish
- All locks are keyed alike. Lock cores are removable for keying suites individually

Model No.	Description	Dimensions	Weight	List Price
ACLF36	36" Credenza Lateral File	36"W x 20"D x 27½"H	126	1,377.00

FREESTANDING LATERAL FILE



- 1½" surface allows it to be used alone or next to any Credenza or Return
- Drawers can support up to 2 lbs. per inch
- Drawers can be configured for front-to-back or side-to-side filing

- Curved metal pulls with Brushed Nickel finish
- All locks are keyed alike. Lock cores are removable for keying suites individually

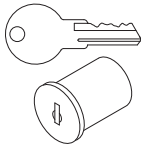
Model No.	Description	Dimensions	Weight	List Price
AFLF36	36" Freestanding Lateral File	36"W x 24"D x 29½"H	240	1,753.00



REPLACEMENT LOCK CORES

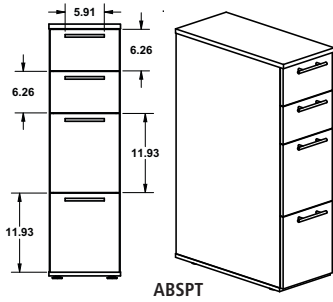


- Allows pedestals and laterals to be keyed uniquely for up to fifteen different workstations
- Master key available
- Must purchase a core removal tool to change locks cores


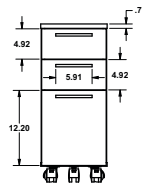


Model No.	Description	Weight	List Price
REALCC0311 through REALCC0325	Replacement Core with Keys, Silver	1	42.00
REALCRK	Core Removal Tool	1	42.00
REALCMK	Master Key	1	42.00

SKINNY PEDESTAL

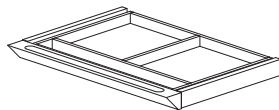


Model No.	Description	Dimensions	Weight	List Price
ABSP	Skinny Pedestal	10¼" W x 23" D x 24½" H	53	588.00
ABSPT	Skinny Pedestal (Tall)	10¼" W x 23" D x 38½" H	86	735.00



- Front 3 casters are 2" high locking casters
- Available in Aberdeen® laminate colors

CENTER DRAWER

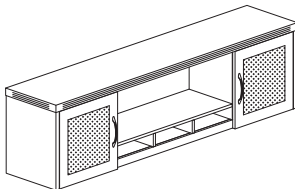


- Solid wood frame construction
- Drawer operates smoothly on full-extension ball bearing suspension

- Available in Graphite with Black drawer front only

Model No.	Dimensions	Weight	List Price
ACD	25" W x 18" D x 2" H Assembled	13	299.00
ACD530	25" W x 12½" D x 2" H Use with 30" D Height-Adjustable Desks	13	296.00

WALL MOUNT HUTCH

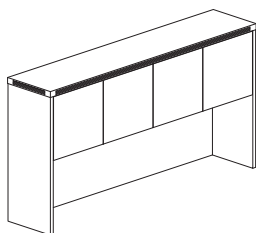


- Two textured glass doors, central opening and pigeon hole slots
- Central opening sized for binder storage

- Wall mounting brackets included
- Curved metal pulls with Brushed Nickel finish
- 150 lb. weight capacity

Model No.	Description	Dimensions	Weight	List Price
AWG72	72" Wall Mount Hutch	72" W x 15" D x 19⅞" H	121	1,264.00

HUTCH WITH WOOD DOORS

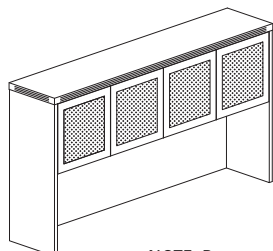


- Features four cabinet styled doors with self-closing hinges
- Back panel features two cable grommets

- 21½" clearance between work surface and bottom of shelf
- Accepts optional Fabric Tack Panel and Task Light

Model No.	Description	Dimensions	Weight	List Price
AHW72	72" Hutch with Wood Doors	72" W x 15" D x 39⅞" H	142	1,283.00

HUTCH WITH GLASS DOORS



- Glass is tempered for safety and durability
- Features four cabinet styled doors with self-closing hinges
- Back panel features two cable grommets

- 21½" clearance between work surface and bottom of shelf
- Accepts optional Fabric Tack Panel and Task Light

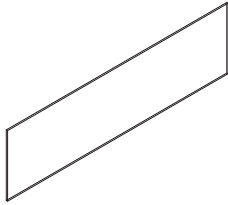
Model No.	Description	Dimensions	Weight	List Price
AHG72	72" Hutch with Glass Doors	72" W x 15" D x 39⅞" H	142	1,753.00

NOTE: Recommended under-cabinet LED Task Light is model EZDP. Other LED Task/Desk lighting is available in the Ergonomics section page 149.



These products are subject to California Proposition 65. Please visit the product detail page on our website for specific information.

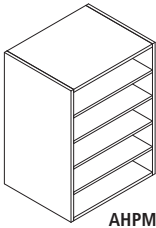
HUTCH TACK PANEL



- Attaches to Hutch back panel using adhesive tape
- Allows for access to the Hutch's grommet for cable management
- Available in Black fabric only

Model No.	Description	Dimensions	Weight	List Price
AFTP72	72" Fabric Tack Panel	69¾"W x ½"D x 19¼"H	6	349.00

PAPER MANAGEMENT ORGANIZERS

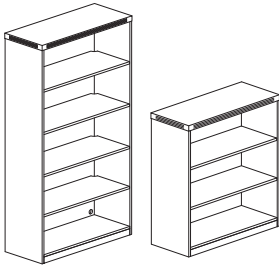


AHPM

- Can accommodate legal-sized documents
- Sized to fit under Hutch

Model No.	Description	Dimensions	Weight	List Price
AHPM	Horizontal Paper Management	15"W x 11¼"D x 20¼"H	32	349.00

BOOKCASES



AB5536

AB3536

- Shelves are adjustable on 1¼" increments with 5" of total adjustment
- Shelves contain corner mouse holes for vertical cable management
- Back panel provides grommet for wall access
- Quarter Round Bookcase shelf support 25. lbs per shelf
- Standard Bookcases support 75 lbs. per shelf, evenly distributed

Model No.	Description	Dimensions	Weight	List Price
AB5536	5 Shelf Bookcase (1 fixed shelf)	36"W x 15"D x 68¾"H	175	1,177.00
AB3536	3 Shelf Bookcase	36"W x 15"D x 39⅞"H	117	977.00

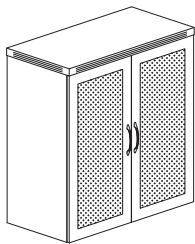
PERSONAL STORAGE TOWER



- Includes 7¾" wardrobe section with a hanging rod and four adjustable shelves
- Storage section includes two adjustable shelves on 1¼" increments with a total of 5" of adjustment
- File section includes two file drawers
- Curved metal pulls with Brushed Nickel finish. Additional pull options available
- Ships in two cartons

Model No.	Description	Dimensions	Weight	List Price
APST	Personal Storage Tower	24"W x 24"D x 68¾"H	248	2,006.00

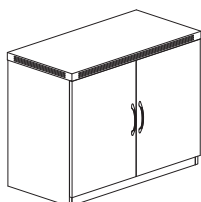
GLASS DISPLAY CABINET



- Glass is tempered for safety and durability
- Two (2) adjustable shelves on 1¼" increments with a total of 5" of adjustment
- Curved metal pulls with Brushed Nickel finish. Additional pull options available
- Grommet in back panel for wall access
- Mouse hole in shelf to permit vertical routing of cables

Model No.	Description	Dimensions	Weight	List Price
AGDC	Glass Display Cabinet	36"W x 18"D x 39¾"H	135	1,624.00

STORAGE CABINET

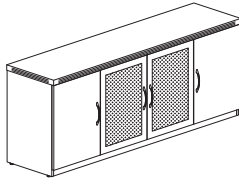


- Self-closing hinged doors
- One shelf adjustable on 1¼" increments with a total of 5" of adjustment
- Shelf contains corner mouse hole for vertical cable management
- Mouse hole in back panel for wall access
- Curved metal pulls with Brushed Nickel finish. Additional pull options available

Model No.	Description	Dimensions	Weight	List Price
ASC	Storage Cabinet	36"W x 18"D x 29½"H	132	1,251.00

Office Suites
Seating
Tables & Desks
Meeting Essentials
Personal Organization
Ergonomics
High Density Storage
Storage & Filing
Facilities
Technology Furniture
Art & Engineering
K-12 Education
SAFE Collection Addendum

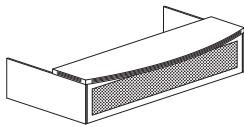
LOW WALL CABINET



- Self-closing hinged doors
- One shelf per compartment adjustable on 1/4" increments with a total of 5" of adjustment. (3 shelves total)
- Shelves contain corner mouse hole for vertical cable management
- Mouse hole in back panel for wall access
- Curved metal pulls with Brushed Nickel finish standard. Additional pull options available

Model No.	Description	Dimensions	Weight	List Price
ALC	Low Wall Cabinet	72"W x 18"D x 29 1/2"H	173	2,257.00

RECEPTION ACCESSORIES



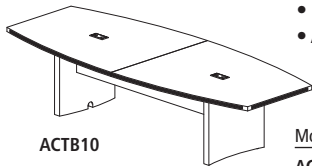
- For main reception Desk. To be used on ARD7236 page 11
- Textured glass front panel
- 1 1/8" thick bow front transaction counter. 6" overhang

Model No.	Description	Dimensions	Weight	List Price
ARDTC	72" Reception Transaction Counter	72"W x 42"D x 15 1/2"H	113	1,177.00

CONFERENCE TABLES



- 1 1/2" thick work surface
- Surfaces feature hollow core construction
- Boat-shaped conference tables standard with two grommets (6' has one centered grommet, 18' has 3 grommets)
- Boat-shaped conference tables accept power module for power and data access
- Round conference tables have one round grommet
- Conference table legs have cable chimney for concealed cable management from surface to floor
- Tops larger than 96" have multi-piece top surfaces connected via steel cam post and steel connecting plates
- Large conference tables ship in multiple cartons
- Structural modesty panel conceals horizontal cable management
- ACTB18 not available in Gray Steel

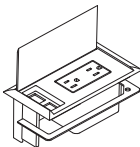


ACTB10



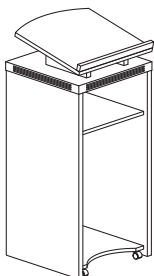
ACTR42

Model No.	Description	Dimensions	Weight	List Price
ACTB18	18' Conference Table, Boat Top	216"W x 48"D x 29 1/2"H	650	5,973.00
ACTB12	12' Conference Table, Boat Top	144"W x 48"D x 29 1/2"H	500	3,469.00
ACTB10	10' Conference Table, Boat Top	120"W x 48"D x 29 1/2"H	416	2,903.00
ACTB8	8' Conference Table, Boat Top	96"W x 48"D x 29 1/2"H	344	2,399.00
ACTB6	6' Conference Table, Boat Top	72"W x 36"D x 29 1/2"H	233	1,654.00
ACTR42	42" Round Conference Table	42"Dia x 29 1/2"H	105	1,168.00



Model No.	Description	List Price
SPM	6 1/4"W x 4"D x 1 1/2"H Optional Power Module, UL Listed [includes RJ11-Cat 3 coupler (phone) and RJ45 coupler (data)] – 6' power cord	448.00

LECTERN



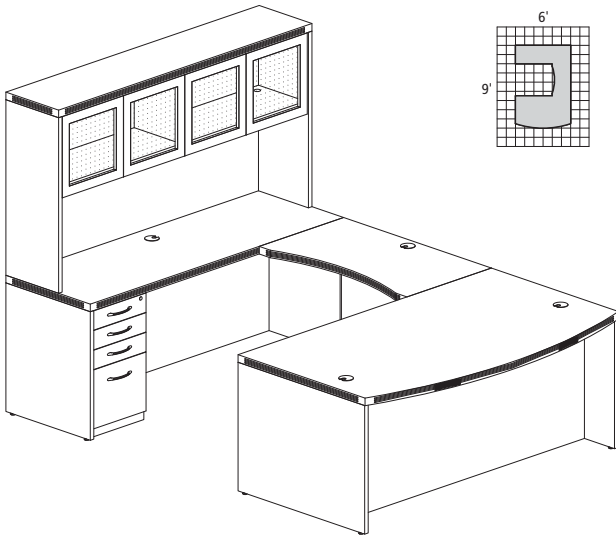
- One fixed shelf
- Four casters concealed in lectern base, non-locking
- Angled stand has stop to prevent papers from sliding
- Top surface has a grommet for cable pass-through

Model No.	Description	Dimensions	Weight	List Price
ALCT	Lectern	18"W x 18"D x 44"H	78	966.00

Aberdeen® Idea Starters

Safco® Products marketing materials are designed to be used as sales tools for our Dealer network.

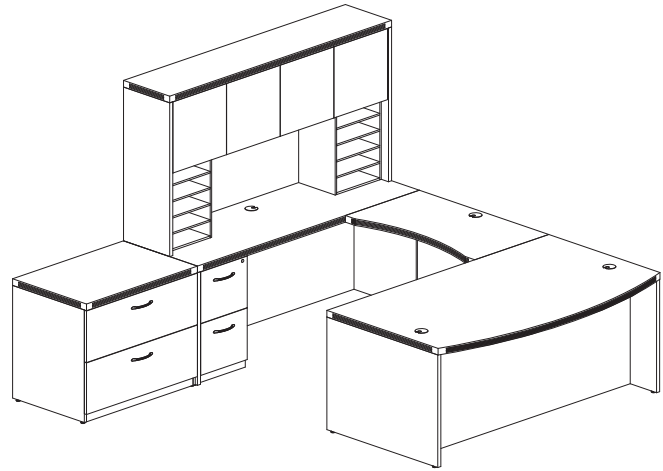
• Order components separately.



ABERDEEN IDEA STARTER #1

Consists of:

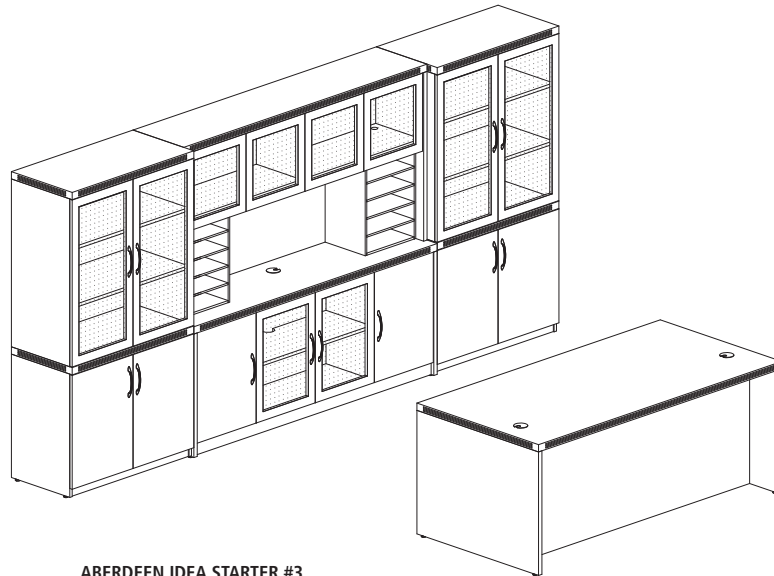
QTY.	MODEL NO.	DESCRIPTION	LIST PRICE EACH
1	ABD7242	Bowfront Desk, 72 x 42"	1,505.00
1	ACD7224	Credenza, 72 x 24"	1,052.00
1	ACB4224	Contour Bridge, 42 x 24"	597.00
1	APBBF26	Desk Pencil/Box/Box/File Pedestal	1,126.00
1	APBBF20	Credenza Pencil/Box/Box/File Pedestal	1,000.00
1	AHG72	Hutch with Glass Doors, 72"W	1,753.00
			7,033.00



ABERDEEN IDEA STARTER #2

Consists of:

QTY.	MODEL NO.	DESCRIPTION	LIST PRICE EACH
1	ABD7242	Bowfront Desk, 72 x 42"	1,505.00
1	ACB4224	Contour Bridge, 42 x 24"	597.00
1	ACD7224	Credenza, 72 x 24"	1,052.00
1	APBBF26	Desk Pencil/Box/Box/File Pedestal	1,126.00
1	AFF20	Credenza File/File Pedestal	951.00
1	AFLF36	Freestanding Lateral File, 36 x 24"	1,753.00
1	AHW72	Hutch with Wood Doors, 72"W	1,283.00
2	AHPM	Horizontal Paper Management	349.00
			8,965.00



ABERDEEN IDEA STARTER #3

Consists of:

QTY.	MODEL NO.	DESCRIPTION	LIST PRICE EACH
1	ARD7236	Rectangular Conference Desk, 72 x 36"	1,303.00
1	APBBF26	Desk Pencil/Box/Box/File Pedestal	1,126.00
1	AFF26	Desk File/File Pedestal	1,076.00
1	ALC	Low Wall Cabinet	2,257.00
2	ASC	Storage Cabinet	1,251.00
2	AGDC	Glass Display Cabinet	1,624.00
1	AHG72	Hutch with Glass Doors, 72"W	1,753.00
2	AHPM	Horizontal Paper Management	349.00

13,963.00



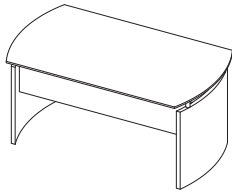
MEDINA DESK SYSTEM

Laminate Options: Gray Steel-LGS, Mocha-LDC and Textured Sea Salt-TSS.

CARB Compliant: Core materials comply with Phase 2 of CARB's formaldehyde emission limits of composite wood materials.

- All Desk, Return and Extension work surfaces are 1" thick with a distinctive beveled edge
- All locks are keyed-alike and feature removable cores for installing "keyed-different" locks after-market
- PVC edge
- All floor supported models include steel threaded leveling glides.
- Models in all finishes are available on both the Quick Ship and Freight delivery programs with no quantity limitations
- Recommended under-cabinet LED Task Light is model EZDP. Other LED Task/Desk lighting is available in the Ergonomics section page 149

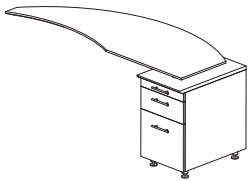
CURVED DESK 



- Floating Top with Silver supports
- Silver modesty panel
- Curved end panels reflect curved ends of work surface

Model No.	Dimensions	Weight	List Price
MND72	72"W x 36"D x 29½"H Curved Ends	132	1,175.00


CURVED DESK RETURN WITH PENCIL/BOX/FILE PEDESTAL 



- Works only with MND63 and MND72
- Creates L-shaped work surface when attached to Desk
- Gang-lock features removable core
- Available for right or left side of Desk
- Supported by Return Pencil-Box-File Pedestal
- Stands off on Silver legs

Model No.	Description	Dimensions	Weight	List Price
MNRTPR	63" Right Return	63"W x 24"D x 29½"H	119	1,257.00
MNRTPL	63" Left Return	63"W x 24"D x 29½"H	119	1,257.00

CURVED DESK EXTENSION 



- Works only with MND63 and MND72
- Available for right or left side of Desk
- Supported by Silver stand offs

Model No.	Description	Dimensions	Weight	List Price
MNEXTR	Right Extension	47"W x 28"D x 29½"H	49	712.00
MNEXTL	Left Extension	47"W x 28"D x 29½"H	49	712.00

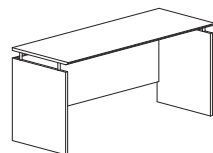
BRIDGE 



- Works only with MND63 and MND72
- Not free standing. Requires connection to Credenza and Desk
- Features modesty panel

Model No.	Description	Dimensions	Weight	List Price
MNBDGR	Right Hand Bridge	48"W x 24"D x 29½"H	62	590.00
MNBDGL	Left Hand Bridge	48"W x 24"D x 29½"H	62	590.00

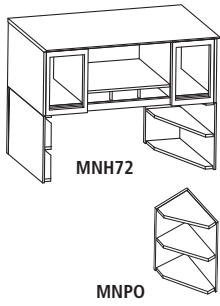
CREDENZA 



Model No.	Dimensions	Weight	List Price
MNCN272	72"W x 20"D x 29½"H	110	765.00

Note: Credenza can be used with both the Curved Desks and Straight Desks.

HUTCH 

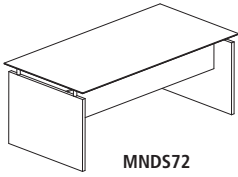


- Frosted glass doors with Silver frames
- Two open compartment slots
- Fully assembled
- Wall mounted or sits on corner supports
- Two corner supports are needed to support a hutch

Model No.	Description	Dimensions	Weight	List Price
MNH63	63" Hutch	63"W x 15"D x 18¼"H	128	1,211.00
MNH72	72" Hutch	72"W x 15"D x 18¼"H	132	1,409.00
MNPO *	Corner Support	15"W x 15"D x 20"H	33	191.00

* Two corner supports are needed to support a hutch.
Note: Hutches can be used with both the Curved Desks and Straight Desks.

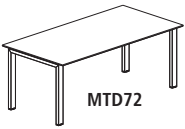
STRAIGHT DESK 



- Floating Top with Silver supports
- Silver modesty panels

Model No.	Dimensions	Weight	List Price
MND563	63"W x 36"D x 29½"H, Rectangle	128	1,115.00
MND572	72"W x 36"D x 29½"H, Rectangle	132	1,175.00

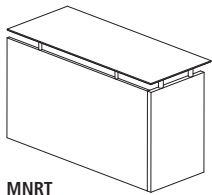
TABLE DESK 



- No grommets
- Silver Base

Model No.	Description	Dimensions	List Price
MTD72	Table Desk with Straight Top	72"W x 36"D x 29½"H	1,248.00

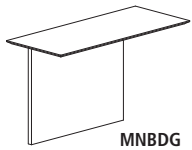
UNIVERSAL RETURN 



- Works only with MND563 and MND572
- Creates L-shaped work surface when attached to Desk
- Full modesty panel

Model No.	Description	Dimensions	Weight	List Price
MNRT	Non-Handed Return	48½"W x 20"D x 29½"H	119	602.00

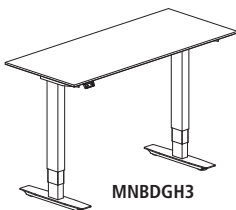
NON-HANDED STRAIGHT BRIDGE 



- Works only with MND563 and MND572
- Not free standing. Requires connection to Credenza and Desk
- Features modesty panel

Model No.	Description	Dimensions	Weight	List Price
MNBDG	Non-Handed Straight Bridge	48½"W x 20"D x 29½"H	62	590.00


Medina™ Height-Adjustable Bridge 



- Return includes (1) 3-Stage ML-Series Height-Adjustable Base with (1) pair of 18" feet with brackets
- Modesty Panel cannot be used when using the Height-Adjustable Base
- **Laminate Options:** Gray Steel-LGS, Mocha-LDC, Textured Sea Salt-TSS
- Freestanding unit; not attached to Credenza and Desk
- Leave 1" clearance on each side between Desk or Credenza and Bridge when assembled to allow table to move free of obstruction

Model No.	Description	Dimensions	Weight	List Price
MNBDGH3	48" Non-Handed Straight Bridge with 3-Stage Height-Adj. Base	48"W x 20"D x 24½" to 50"H	127	2,158.00

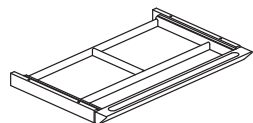
MOBILE PEDESTALS



- Accommodate letter sized hanging file folders only
- Drawers operate smoothly using full-extension ball-bearing suspensions
- Fits under Credenzas
- 2" dual-hooded casters

Model No.	Description	Dimensions	Weight	List Price
MNBBF	Box/Box/File	15½"W x 18"D x 26¾"H	70	772.00
MNFF	File/File	15½"W x 18"D x 26¾"H	68	712.00


CENTER DESK DRAWER



- Solid wood frame construction
- Drawer operates smoothly using full-extension ball-bearing suspension
- Available in Graphite with Black drawer front only

Model No.	Dimensions	Weight	List Price
ACD	25"W x 18"D x 2"H	13	299.00
ACDS30	25"W x 12½"D x 2"H Use with 30"D Height-Adjustable Desks	13	296.00

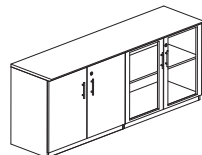
LATERAL FILE



- Accommodates letter- and legal-sized hanging file folders
- Includes counter-weight for stability when in use
- Gang-lock features removable core enabling keyed-alike suites
- Drawers operate smoothly using full-extension ball-bearing suspensions

Model No.	Description	Dimensions	Weight	List Price
MVLF	File/File Lateral	36"W x 20"D x 29½"H Assembled	180	1,468.00

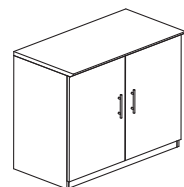
LOW WALL CABINET WITH DOORS



- Sets of doors lock separately. Keyed alike
- Includes one adjustable shelf on each side

Model No.	Description	Dimensions	Weight	List Price
MVLC	Wood/Glass Door Combination	72"W x 20"D x 29½"H	190	1,707.00

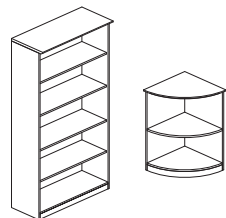
STORAGE CABINET



- Self-closing hinged doors
- One (1) shelf adjustable on ¼" increments
- Mouse hole in back panel for wall access
- Shelf contains corner mouse hole for vertical cable management

Model No.	Description	Dimensions	Weight	List Price
MSC	Storage Cabinet	36"W x 20"D x 29½"H	96	1,217.00

BOOKCASES



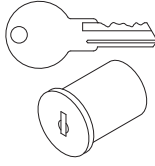
- Open shelves for convenient storage
- Choice of two or five shelf units
- Adjustable shelves
- 1" thick shelves
- MVB5 supports 75 lbs. per shelf, evenly distributed
- MVBQ2 supports 25 lbs. per shelf, evenly distributed

Model No.	Description	Dimensions	Weight	List Price
MVB5	5 Shelf	36"W x 13"D x 68"H	145	1,027.00
MVBQ2	2 Shelf ¼ - Round	20"W x 20"D x 29½"H	36	378.00

REPLACEMENT LOCK CORES



- Allows pedestals and laterals to be keyed uniquely for up to ten different workstations
- Master key available
- Must purchase a core removal tool to change locks cores



Model No.	Description	Weight	List Price
REALCC0311 through REALCC0325 (Silver)	Replacement Core with Keys	1	42.00
REALCRK	Core Removal Tool	1	42.00
REALCMK	Master Key	1	42.00

MEDINA CONFERENCE TABLES



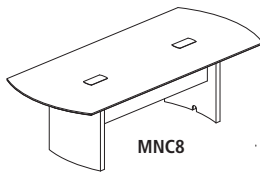
Laminate Options: Gray Steel-LGS, Mocha-LDC and Textured Sea Salt-TSS

- Cutout designed to support PM33 listed below
- 250 lb. weight capacity
- Grommet hole cutout size is 4 x 8"
- Conference table legs have cable chimney for concealed cable management from surface to floor

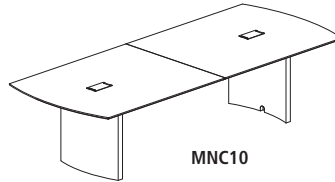


MNCR48

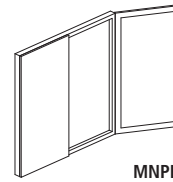
Model No.	Description	Dimensions	Weight	List Price
MNCR48	Round Conference Table	48" Diameter x 29½" H	135	1,045.00
MNC8	8' Conference Table	96"W x 42"D x 29½" H	236	1,923.00
MNC10	10' Conference Table	120"W x 48"D x 29½" H	306	2,626.00
MNC12	12' Conference Table	144"W x 48"D x 29½" H	358	3,143.00
MNC14	14' Conference Table	168"W x 48"D x 29½" H	399	3,662.00
MNPB	Presentation Board	48"W x 48"H x 3¼"D	110	1,213.00



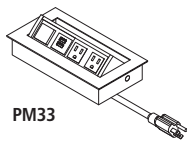
MNC8






MNC10



MNPB



PM33

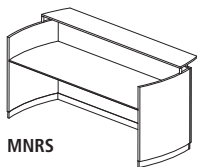
Model No.	Description	Weight	List Price
PM33   	Power and USB Module with two Power and two USB Outlets (Black-BLK or Silver-SLV) add suffix BLK or SLV after model number (example: PM33BLK) Outside dimension: 8.33" w x 4.40" d, Inside: 6.60" w x 2.75" d	4	1,034.00

MEDINA RECEPTION FURNITURE



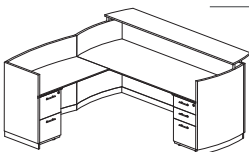
Laminate Options: Gray Steel-LGS, Mocha-LDC and Textured Sea Salt-TSS

- Universal Return
- ¾" frosted, tempered glass
- All Reception Station typicals include a center drawer



MNRS

Model No.	Description	Dimensions	Weight	List Price
MNRS	Reception Station (No Pedestals)	87¼"W x 37¼"D x 42¾"H	360	4,827.00
MNRSBF	Reception Station with Box/Box/File, File/File	87¼"W x 37¼"D x 42¾"H	520	6,314.00
MNRSBFB	Reception Station with Return, Box/Box/File, File/File	87¼"W x 37¼"D x 42¾"H Desk 48"W x 25"D x 39¼"H Return	882	7,593.00
MNRBBF	Reception Box/Box/File (Pedestal only)	15½"W x 18"D x 27½"H	77	772.00
MNRFF	Reception File/File (Pedestal only)	15½"W x 18"D x 27½"H	75	712.00



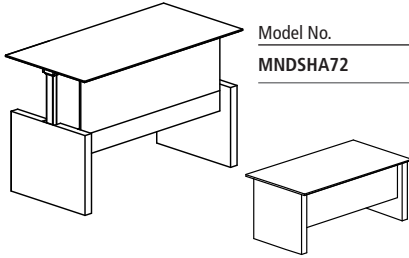
MNRSBFB



MEDINA™ HEIGHT-ADJUSTABLE FRONT DESKS

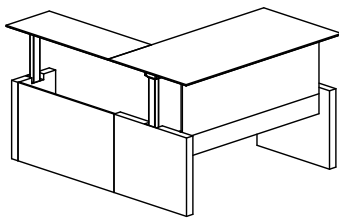
- Desks easily adjust from 29½ - 49¼"
- All work surfaces are 1" thick with a distinctive beveled edge and Silver detail
- All pieces coordinate with Medina™ Desking, Conference and Reception Furniture
- Drive System 110V, 60Hz AC input 120V DC motor draws a maximum of 3 amps for quick and easy movement
- Moves at a speed of ¾" per second for quick adjustment
- Control Switch has simple Up/Down Buttons; sold as standard for ease of reconfiguration
- **Laminate options:** Gray Steel-LGS, Mocha-LDC, Textured Sea Salt-TSS

Medina™ Height-Adjustable Straight Front Desk

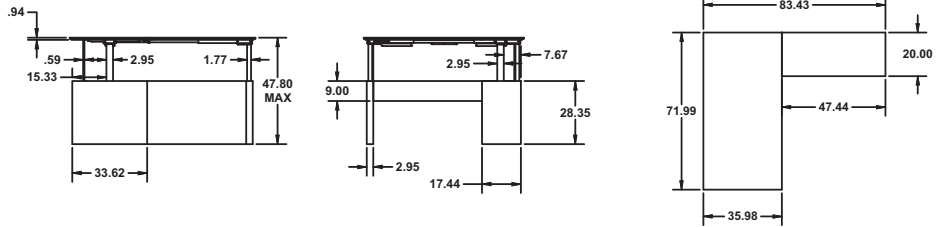


Model No.	Description	Dimensions	Weight	List Price
MNDSHA72	72" Straight Front Desk	72"W x 36"D x 29½ - 49¼"H	257	3,192.00

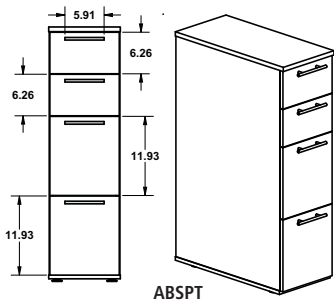
Medina™ Height-Adjustable Straight Front Desk & Return



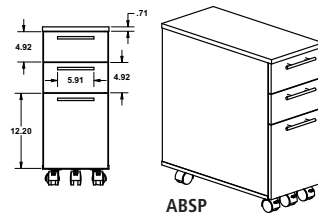
Model No.	Description	Dimensions	Weight	List Price
MNT51H	72" Straight Front Desk with Return	72"W x 84"D x 29½ - 49¼"H	364	4,415.00



SKINNY PEDESTAL



Model No.	Description	Dimensions	Weight	List Price
ABSP	Skinny Pedestal	10¼"W x 23"D x 25½"H	53	588.00
ABSPT	Skinny Pedestal (Tall)	10¼"W x 23"D x 38½"H	82	735.00

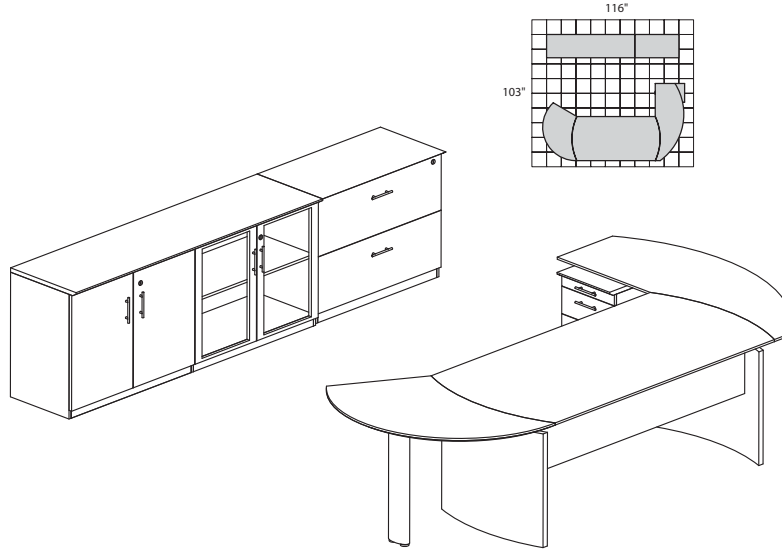


- Front 3 casters are 2" high locking casters
- Available in Medina™ laminate colors

Medina™ Laminate Series Idea Starters

Safco® Products marketing materials are designed to be used as sales tools for our Dealer network.

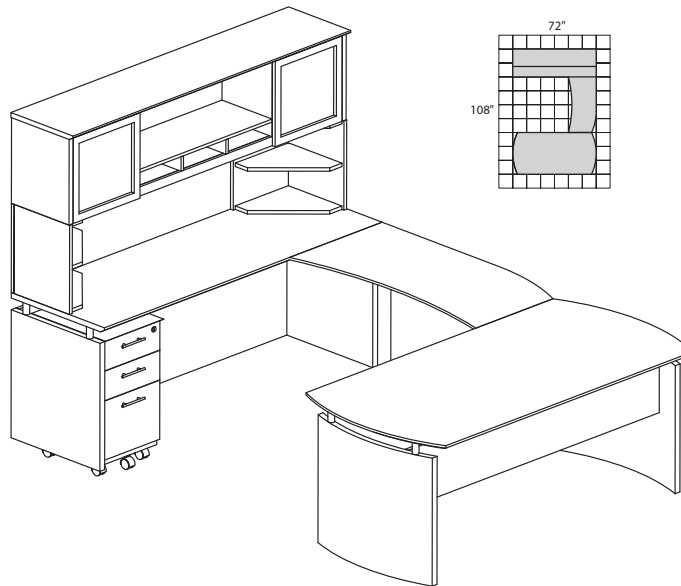
• Order as components



MEDINA SERIES – IDEA STARTER #1

Consists of:

QTY.	MODEL NO.	DESCRIPTION	LIST PRICE EACH
1	MND72	72"W Desk	1,175.00
1	MNEXTR	Curved Desk Extension	712.00
1	MNRTPL	Curved Desk Return with P/B/F Pedestal	1,257.00
1	ACD	Center Drawer	299.00
1	MVLC	Low Wall Cabinet	1,707.00
1	MVLF	Lateral File	1,468.00
			6,618.00



MEDINA SERIES – IDEA STARTER #2

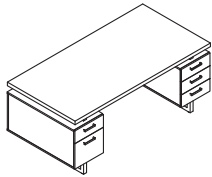
Consists of:

QTY.	MODEL NO.	DESCRIPTION	LIST PRICE EACH
1	MND72	72"W Desk	1,175.00
1	ACD	Center Drawer	299.00
1	MNBDGL	Bridge Left-Hand	590.00
1	MNCNZ72	72"W Credenza	765.00
1	MNH72	72"W Hutch	1,409.00
1	MNBBF	Box/Box/File Pedestal	772.00
2	MNPO	Corner Supports	191.00
			5,392.00

The Mirella™ laminate Desking series has a contemporary design with finishes and accents that provide a residential look

- Desks and Credenzas feature a floating 1½" thick work surface on top of Black or Silver Standoffs (color based on laminate option)
- Desks and Credenzas feature decorative corner accents and double pedestal design
- Pedestal has option of integrated power module with 2 USB ports in top drawer, power module sold separately
- Pedestal comes keyed alike; for additional keying options contact Safco® Customer Care
- Available in **Standard Laminate:** Sand Dune-SDD, Southern Tobacco-STO laminate
Premium Laminate: White Ash-WAH or White Ash with Stone Gray-SGY (work surface)
- Brushed Silver legs and accents for Stone Gray and White Ash options; Black powder coat legs and accents for Sand Dune and Southern Tobacco
- Refer to Mirella Spec Guide for additional configurations which must be ordered as components

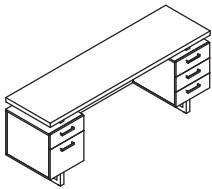
FREESTANDING DESKS



- Double pedestal design with Box/Box/Box and Box/File style
- Includes center drawer under desktop surface
- Includes laminate modesty panel for privacy

Model No.	Description	Dimensions	List Price	
			Standard Laminate	Premium Laminate
MRDBF7236	Double Pedestal Desk, BBB/BF	72"W x 36"D x 29½"H	3,041.00	3,134.00

FREESTANDING CREDENZAS



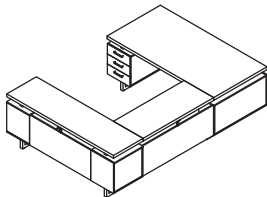
- Highly configurable with multiple pedestal options available
- Includes modesty panel

Model No.	Description	Dimensions	List Price	
			Standard Laminate	Premium Laminate
MRCBF7220	Double Pedestal Credenza, BBB/BF	72"W x 20"D x 29½"H	2,106.00	2,247.00

U-SHAPED CONFIGURATIONS



- Use Bridge Configuration to create a 'U' workstation
- Includes center drawer under desktop surface
- Includes modesty panel

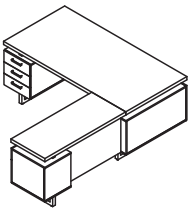


Model No.	Description	Dimensions	List Price	
			Standard Laminate	Premium Laminate
MRUSBF7236	Double Pedestal Desk, BBB/BF with 42"W Bridge 72"W x 20"D x 29½"H Credenza	72"W x 36"D x 29½"H Desk 42"W x 20"D x 29½"H Bridge	4,841.00	5,044.00

L-SHAPED CONFIGURATIONS



- Use Non-Handed Return Configuration to create a 'L' workstation
- Includes center drawer under desktop surface
- Includes modesty panel
- Includes pedestal with BBB/BF/False design options



Model No.	Description	Dimensions	List Price	
			Standard Laminate	Premium Laminate
MRLSBF7236	Double Pedestal Desk, BBB/BF with 42"W Return	72"W x 36"D x 29½"H Desk 42"W x 20"D x 29½"H Return	3,845.00	3,922.00



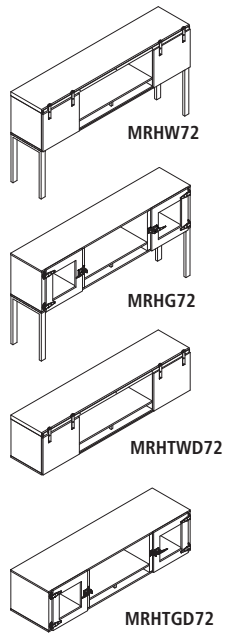
MRPM

MRPM	Power Module with 2 Power and 2 USB Outlets		-	165.00
------	---	--	---	--------

Mirella™ Laminate Series

Safco® Products marketing materials are designed to be used as sales tools for our Dealer network.

HUTCHES



- Hutches come with the choice of smoked or frosted glass doors with decorative hinges and latches or wood doors with sliding barn door hardware
- Available in Standard Laminate Southern Tobacco-STO, Sand Dune-SDD and Premium Laminate White Ash-WAH
- Frosted glass doors for White Ash-WAH, Smoked glass door for Southern Tobacco-STO and Sand Dune-SDD

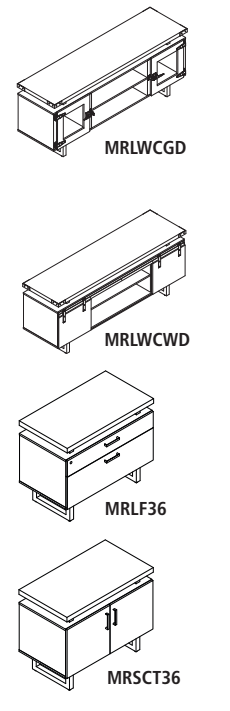
Model No.	Description	Dimensions	List Price Standard Laminate	List Price Premium Laminate
Hutch with Supports				
MRHW72	72" Hutch with Sliding Wood Doors	72"W x 15"D x 38"H	1,217.00	1,279.00
MRHG72	72" Hutch with Glass Doors	72"W x 15"D x 38"H	1,430.00	1,499.00

Wall Mounted Hutches

MRHTWD72	72" Hutch with Sliding Wood Doors	72"W x 15"D x 18"H	809.00	853.00
MRHTGD72	72" Hutch with Glass Doors	72"W x 15"D x 18"H	1,021.00	1,070.00

NOTE: Recommended under-cabinet LED Task Light is model EZDP.
Other LED Task/Desk lighting is available in the Ergonomics section page 209.

STORAGE OPTIONS

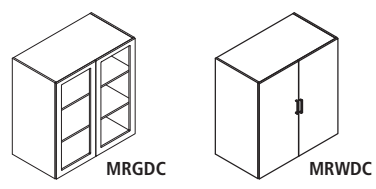


- Low Wall Cabinets feature two cabinets and two open shelves for compartmentalized storage
- Low Wall Cabinets come with the choice of smoked or frosted glass doors with decorative hinges and latches or wood doors with sliding barn door hardware
- Frosted glass doors for White Ash-WAH and Stone Gray-SGY (work surface), Smoked glass door for Southern Tobacco-STO and Sand Dune-SDD
- Lateral File includes one file drawer and one storage drawer
- Storage Cabinet (MRSC36) has one shelf with concealed storage
- Glass Door Display Cabinet (MRGDC) and Wood Door Storage Cabinet (MRWDC) include three storage shelves

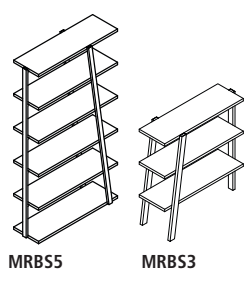
Model No.	Description	Dimensions	List Price Standard Laminate	List Price Premium Laminate
MRLWCGD	Low Wall Cabinet Glass Doors	72"W x 20"D x 29½"H	2,089.00	2,228.00
MRLWCWD	Low Wall Cabinet Wood Doors	72"W x 20"D x 29½"H	2,089.00	2,089.00
MRLF36	36" Lateral File	36"W x 20"D x 29½"H	1,522.00	1,623.00
MRSCT36	36" Storage Cabinet	36"W x 20"D x 29½"H	1,337.00	1,404.00

Display Cabinets - • Available in Standard Laminate Southern Tobacco-STO, Sand Dune-SDD and Premium Laminate White Ash-WAH

MRGDC	Glass Door Display Cabinet, sits on 36" cabinet	36"W x 20"D x 38"H	1,279.00	1,273.00
MRWDC	Wood Door Storage Cabinet, sits on 36" cabinet	36"W x 20"D x 38"H	1,006.00	1,006.00



Bookshelf



- Three or five shelf bookcase with open back
- Three-legged design
- Available in Standard Laminate Southern Tobacco-STO, Sand Dune-SDD and Premium Laminate White Ash-WAH

MRB53	3 Shelf Bookshelf - 3 shelves, no bottom shelf. Product sits on 36" cabinet. All Shelves 1" thick	36"W x 13½"D x 38"H	577.00	598.00
MRB55	5 Shelf Bookshelf - all Shelves 1" thick With Levelers on the bottom.	36¾"W x 13½"D x 67½"H	963.00	993.00

CONFERENCE ROOM TABLES

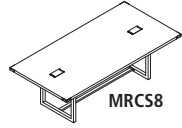


MR42R

- Standing- or sitting-height options available
- All Conference tables features a 1½" work surface
- Available: Standard Laminate Southern Tobacco-STO, Sand Dune-SDD and Premium Laminate White Ash-WAH, Stone Gray-SGY

- Brushed Silver legs and accents for White Ash and Stone Gray options; Black powder coat legs and accents for Southern Tobacco and Sand Dune

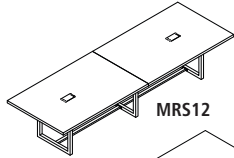
Conference - Sitting



MRCS8

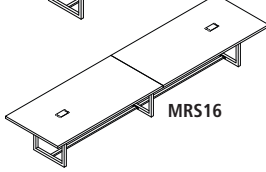
- Features a one-tier work surface with no floating top
- 2 cutouts and grommet covers included with 8 – 16' conference tables

- Cutout designed to work with the PM33 (PM33 is available in either Silver-SLV or Black-BLK)



MRS12

Model No.	Description	Dimensions	List Price	
			Standard Laminate	Premium Laminate
MR42R	Mirella 42" Round Conference Top and Base	42" Diameter x 29½" H	437.00	437.00
MRCS8	8 ft. Conference Table Sitting	96" W x 47¼" D x 29½" H	2,298.00	2,365.00
MRS12	12 ft. Conference Table - Sitting	144" W x 47¼" D x 29½" H	4,191.00	4,364.00
MRS16	16 ft. Conference Table - Sitting	192" W x 47¼" D x 29½" H	4,990.00	5,204.00
PM33	Power Module with 2 Power and 2 USB Outlets (Silver or Black)		1,034.00	

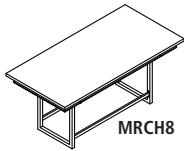


MRS16



PM33

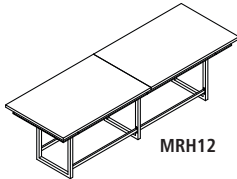
Conference - Standing



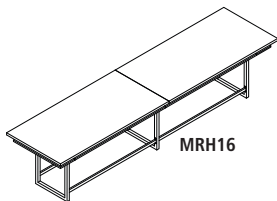
MRCH8

- Two – tier design (3¾" between tiers) allows for optional integrated power nested between tiers
- Table with 6 cutouts for power modules (sold separately) use with MRPM3
- MRPM3 includes three Power Modules per carton (1 standard and 2 daisy chain Power Modules)

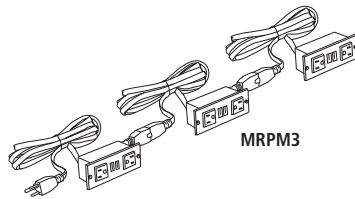
Model No.	Description	Dimensions	List Price	
			Standard Laminate	Premium Laminate
MRCH8	8 ft. Conference Table Standing	96" W x 47¼" D x 42" H	2,880.00	3,073.00
MRH12	12 ft. Conference Table - Standing	144" W x 47¼" D x 42" H	5,351.00	5,709.00
MRH16	16 ft. Conference Table - Standing	192" W x 47¼" D x 42" H	6,663.00	6,860.00
MRPM3BLK	Power Module with 2 Power and 2 USB Outlets 1 Daisy Chain (3 Power Modules per carton), Black			456.00



MRH12

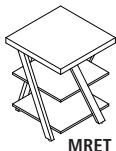


MRH16

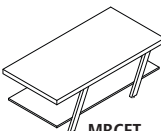


MRPM3

OCCASIONAL TABLES



MRET

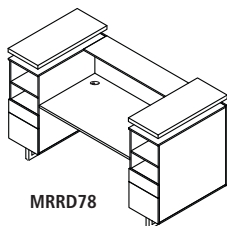


MRCFT

- Contemporary open design with slanted metal legs
- Bottom shelf for storage

Model No.	Description	Dimensions	List Price	
			Standard Laminate	Premium Laminate
MRET	End Table	20" W x 20" D x 25" H	708.00	756.00
MRCFT	Coffee Table	48" W x 23¼" D x 16" H	864.00	923.00

RECEPTION STATIONS



MRRD78

- Floating ½" thick tempered glass reception counter
- Frosted tempered glass top for White Ash options; Smoked glass top for Southern Tobacco & Sand Dune
- Available: Standard Laminate Southern Tobacco-STO, Sand Dune-SDD and Premium Laminate White Ash-WAH

- Features a floating 1½" thick surface
- Has a 2 Shelf/Box/File Pedestals for storage
- Includes center drawer under desktop surface

Model No.	Description	Dimensions	List Price	
			Standard Laminate	Premium Laminate
MRRD78	Reception Desk with Counter Top Glass	78" W x 36" D x 48" H	4,716.00	4,800.00

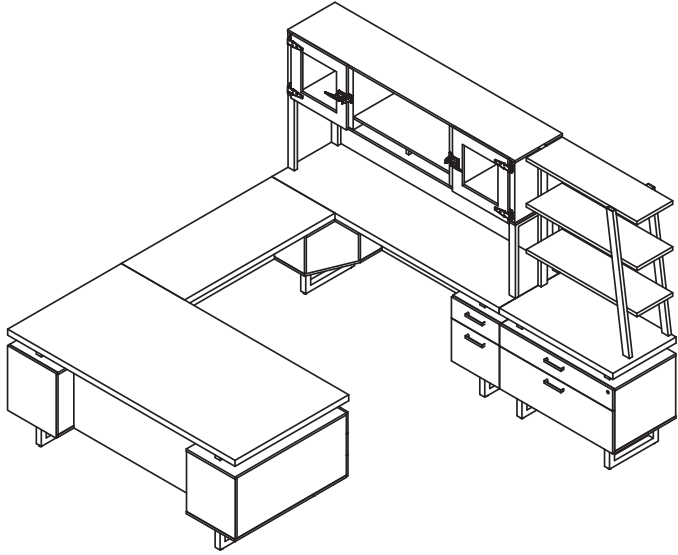


These products are subject to California Proposition 65. Please visit the product detail page on our website for specific information.

Mirella™ Laminate Series Idea Starters

Safco® Products marketing materials are designed to be used as sales tools for our Dealer network.

• Order as components



MIRELLA SERIES IDEA STARTER #1

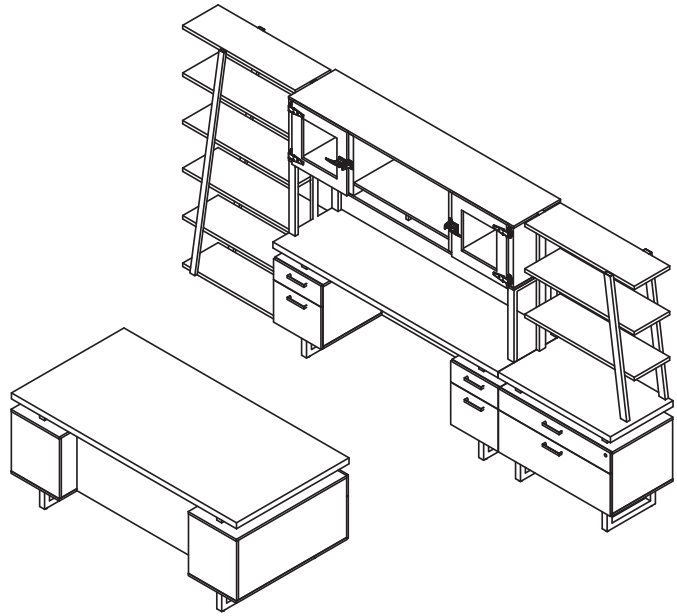
Consists of:

QTY.	MODEL NO.	DESCRIPTION	LIST PRICE EACH
1	MRUSBF7236	U-Shaped Double Pedestal Desk, BBB/BF 72"W x 36"D x 29½"H Desk 48"W x 20"D x 29½"H Bridge 72"W x 20"D x 29½"H Credenza	4,841.00
1	MRHG72	72"W Hutch with Glass Doors, 36"W x 20"D x 38"H	1,430.00
1	MRLF36	36"W Lateral File, 36"W x 20"D x 29½"H	1,522.00
1	MRBS3	3 Shelf Bookshelf, 36"W x 13½"D x 38"H	577.00
			8,370.00

MIRELLA SERIES IDEA STARTER #2

Consists of:

QTY.	MODEL NO.	DESCRIPTION	LIST PRICE EACH
1	MRDBF7236	Double Pedestal Desk, BBB/BF 72"W x 36"D x 29½"H Desk	3,041.00
1	MRCBF7220	Double Pedestal Credenza, BBB/BF 72"W x 20"D x 29½"H	2,106.00
1	MRHG72	Hutch with Glass Doors 72"W x 20"D x 38"H	1,430.00
1	MRLF36	36"W Lateral File, 36"W x 20"D x 29½"H	1,522.00
1	MRBS3	3 Shelf Bookshelf, 36"W x 13½"D x 38"H	577.00
1	MRBS5	5 Shelf Bookshelf, 36¾"W x 13½"D x 67½"H	963.00
			9,639.00

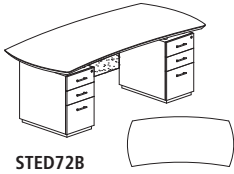


Chrome stand-offs and opaque acrylic modesty panels and doors complement the laminate finishes.

Laminate Options: Textured Mocha-TDC, Textured Driftwood-TDW.

CARB Compliant: Core materials comply with Phase 2 of CARB's formaldehyde emission limits of composite wood materials.

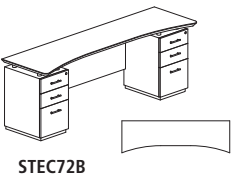
Double Pedestal Desk



- 1½" thick surface with knife edge profile
- Stand-offs are chrome and ship with pedestals
- 1/2 height recessed acrylic modesty panel included
- Drawer pulls are standard in Chrome

Model No.	Description	Dimensions	Weight	List Price
STED72B	72" Desk with (2) Box/Box/File Pedestals	72" W x 39" D x 29½" H	253	3,531.00

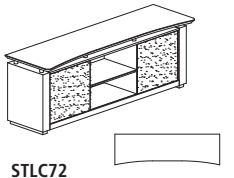
Double Pedestal Credenza



- 1½" thick surface with knife edge profile
- Drawer pulls are standard in Chrome
- Matching laminate modesty panel is recessed 2½" and provides 16¼" of knee clearance
- Stand-offs are Chrome and ship with pedestals

Model No.	Description	Dimensions	Weight	List Price
STEC72B	72" Credenza with (2) Box/Box/File Pedestals	72" W x 23" D x 29½" H	216	2,806.00
STEC72F	72" Credenza with (2) File/File Pedestals	72" W x 23" D x 29½" H	216	2,806.00

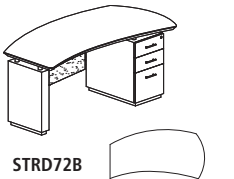
Low Wall Cabinet



- 1½" thick surface with knife edge profile
- Features Acrylic doors that slide effortlessly in Aluminum door tracks
- Each cabinet compartment includes one shelf
- Shelves are adjustable in 1¼" increments
- Back panel features a mouse hole for wall access in each compartment
- Shelves contain corner mouse hole for vertical cable management

Model No.	Description	Dimensions	Weight	List Price
STLC72	72" Low Wall Cabinet with Acrylic Doors	72" W x 23" D x 29½" H	229	2,147.00

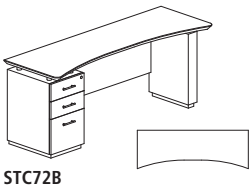
Single Pedestal Desk



- 1½" thick surface with knife edge profile
- Stand-offs are chrome and ship with pedestals
- 1/2 height recessed acrylic modesty panel included
- Drawer pulls are standard in Chrome

Model No.	Description	Dimensions	Weight	List Price
STRD72B	72" Right Handed Desk with (1) Box/Box/File Pedestal	72" W x 36" D x 29½" H	195	2,570.00

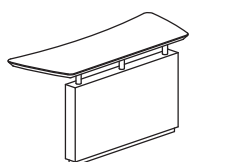
Single Pedestal Credenza



- 1½" thick surface with knife edge profile
- Stand-offs are Chrome and ship with pedestals
- 1/2 height recessed laminate modesty panel included
- Drawer pulls are standard in Chrome

Model No.	Description	Dimensions	Weight	List Price
STC72B	72" Credenza with (1) Box/Box/File Pedestals	72" W x 24" D x 29½" H	175	2,030.00

Non-Handed Bridge



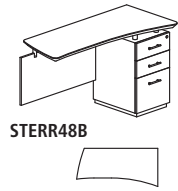
- 1½" thick surface with knife edge profile
- Non-handed, mounts to either left or right side of single pedestal Desk
- Not free-standing. Requires connection to single ped Desk and single ped Credenza
- Full height laminate modesty wall included

Model No.	Description	Dimensions	Weight	List Price
STEB	48" Curved Bridge	48" W x 21¼" D x 29½" H	76	780.00

Sterling Series

Safco® Products marketing materials are designed to be used as sales tools for our Dealer network.

Single Pedestal Desk Return



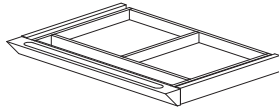
STERR48B

- 1 1/2" thick surface with knife edge profile
- Stand-offs are Chrome and ship with pedestals

- 1/2 height recessed acrylic modesty panel included
- Drawer pulls are standard in Chrome

Model No.	Description	Dimensions	Weight	List Price
STERR48B	Right Handed Desk with (1) Box/Box/File Pedestal	48"W x 24"D x 29 1/2"H	120	1,580.00
STERL48B	Left Handed Desk with (1) Box/Box/File Pedestal	48"W x 24"D x 29 1/2"H	120	1,580.00

Center Drawer

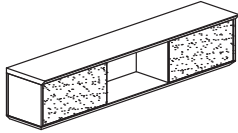


- Solid wood frame construction
- Drawer operates smoothly on full-extension ball bearing suspension

- Available in Graphite with Black drawer front only
- Compatible with Sterling Desks only
- Center Drawer will not work with Sterling Credenzas

Model No.	Description	Dimensions	Weight	List Price
ACD	Center Drawer	25"W x 18"D x 2"H	13	299.00

Wall Mounted Hutch

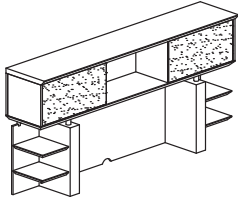


- Hutch comes with acrylic sliding doors
- Wall mounting brackets included

- Maximum 150 lb. weight capacity

Model No.	Description	Dimensions	Weight	List Price
STEH72	72" Wall Mounted Hutch with Acrylic Doors	72"W x 16 1/2"D x 16 1/2"H	148	1,357.00

Hutch (Double)

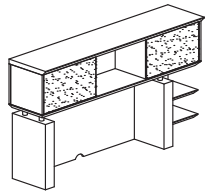


- Hutch ships fully assembled
- Designed for a double pedestal Credenza
- Features Acrylic doors that slide effortlessly in aluminum door tracks

- Hutch support comes with two multipurpose shelves on each side
- 1 1/2" thick top treatment with knife edge detail

Model No.	Description	Dimensions	Weight	List Price
STEDPH72	72" Hutch with (2) Shelves	72"W x 16 1/2"D x 41 1/8"H	295	2,020.00

Hutch (Single)



- Designed for a single pedestal Credenza
- Cabinet body ships fully assembled
- Features Acrylic doors that slide effortlessly in aluminum door tracks

- Unique design allows cabinet supports to be installed on either the left or the right
- 1 1/2" thick top treatment with knife edge detail
- 2 1/2" of clearance provided between work surface and cabinet bottom

Model No.	Description	Dimensions	Weight	List Price
STESPH72	72" Non-Handed Hutch	72"W x 16 1/2"D x 41 1/8"H	215	1,961.00

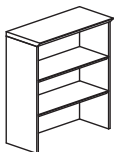
STERLING SERIES MIX-N-MATCH STORAGE OPTIONS

ABOVE SURFACE COMPONENTS

- 1 1/2" thick top treatment with knife edge profile
- Each cabinet includes two (2) shelves
- Back panel features a mouse hole for wall access

- Door pulls are standard in Chrome
- Shelves are adjustable in 1/4" increments
- Shelves contain a cut in the corner for vertical cable management

3-Shelf Bookcase



Model No.	Description	Dimensions	Weight	List Price
STSCB3	36" 3 Shelf Bookcase	35 3/4"W x 15 1/2"D x 41 1/8"H	89	766.00




FREESTANDING STORAGE UNITS

- Cabinets ship fully assembled. Top surface attaches easily with Chrome stand-offs
- Cabinets can support above surface storage components
- Each cabinet includes one (1) shelf (STELF has no shelf)
- Back panels feature a mouse hole for wall access (STELF has no wall access)
- All side edge profiles are straight
- Hand-crafted, 1 1/8" thick surfaces with knife edge profile
- Door/Drawer pulls are standard in Chrome
- Shelves are adjustable in 1/4" increments
- Shelves contain mouse hole for vertical cable management

Lateral File



- Locks are keyed alike

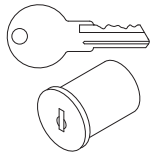


Model No.	Description	Dimensions	Weight	List Price
STELF	36" Freestanding 2 Drawer Lateral File	36"W x 23"D x 29 1/2"H	188	1,577.00

REPLACEMENT LOCK CORES



- Allows pedestals and laterals to be keyed uniquely for up to fifteen different workstations
- Master key available
- Must purchase a core removal tool to change locks cores



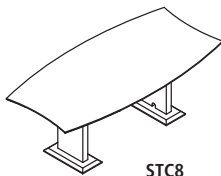
Model No.	Description	Weight	List Price
REALCC0311 through REALCC0325	Replacement Core with Keys, Silver	1	42.00
REALCRK	Core Removal Tool	1	42.00
REALCMK	Master Key	1	42.00

STERLING CONFERENCE FURNITURE

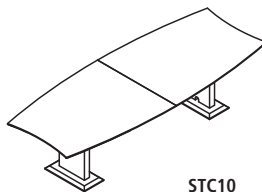


- Hand-Crafted, 1 1/8" thick surface with knife edge detail
- Conference table legs have cable chimney for concealed cable management from surface to floor
- Tables longer than 8' have multi-piece surfaces
- Surface and base ships separately

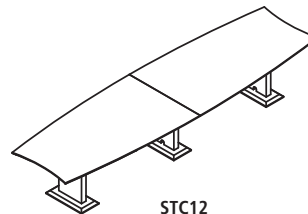
Model No.	Description	Dimensions	Weight	List Price
STC8	Sterling 8' Conference Table	96"W x 42"D x 29 1/2"H	183	2,508.00
STC10	Sterling 10' Conference Table	120"W x 48"D x 29 1/2"H	280	2,753.00
STC12	Sterling 12' Conference Table	144"W x 48"D x 29 1/2"H	342	3,386.00
STC14	Sterling 14' Conference Table	168"W x 48"D x 29 1/2"H	374	3,804.00
STC16	Sterling 16' Conference Table	192"W x 48"D x 29 1/2"H	428	4,559.00



STC8

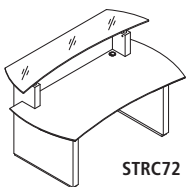


STC10



STC12

Sterling Reception Furniture



STRC72

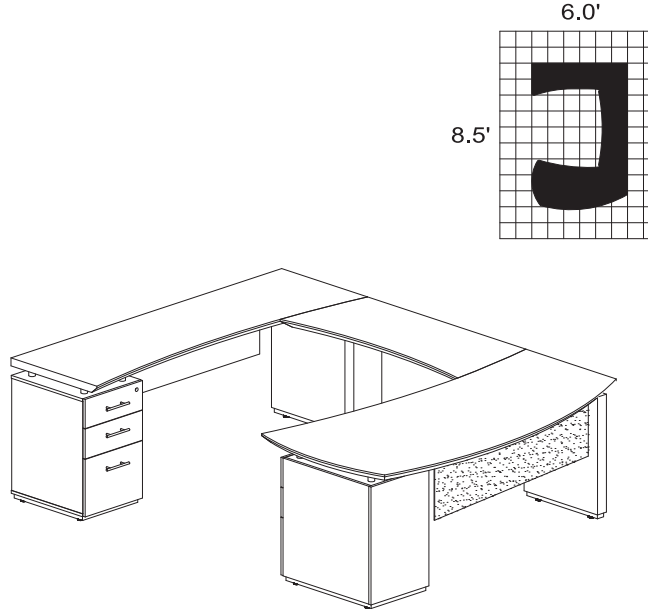
- 1/2" thick frosted glass transaction counter
- Hand-crafted, 1 1/8" thick surface with knife edge profile
- Reception Station comes with a center drawer
- Pedestals may be slid under surface for storage
- Free standing storage returns are available
- 72" Reception Station can use either one pedestal or one lateral file

Model No.	Description	Dimensions	Weight	List Price
STRC72	Sterling Reception - No Pedestals	72"W x 37 1/2"D x 42 3/4"H	313	3,562.00

Sterling Series Idea Starters

Safco® Products marketing materials are designed to be used as sales tools for our Dealer network.

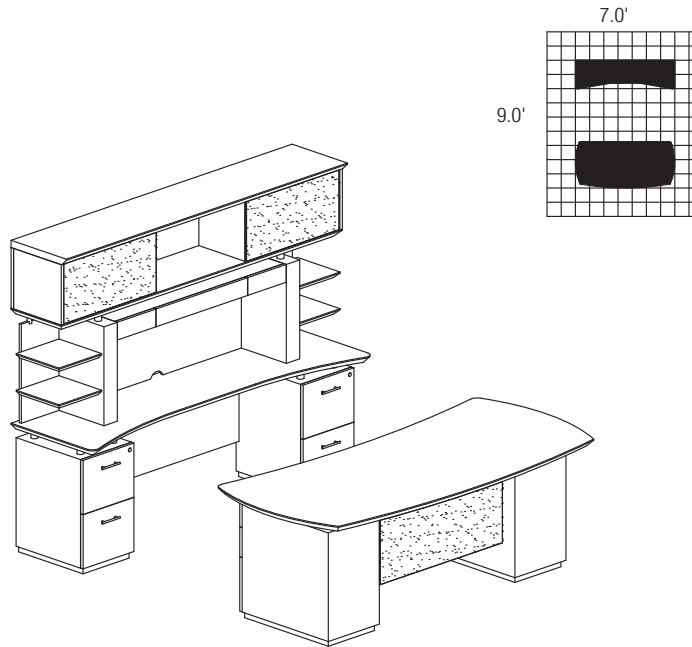
- Order as components



STERLING IDEA STARTER #1

Consists of:

QTY.	MODEL NO.	DESCRIPTION	LIST PRICE EACH
1	STRD72B	72" Right Handed Desk with (1) B/B/F Pedestal	2,570.00
1	STEB	48" Curved Bridge	780.00
1	STC72B	72" Credenza with (1) B/B/F Pedestal	2,030.00
1	ACD	Center Drawer	299.00
			5,679.00



STERLING IDEA STARTER #2

Consists of:

QTY.	MODEL NO.	DESCRIPTION	LIST PRICE EACH
1	STED72B	72" Desk with (2) B/B/F Pedestals	3,531.00
1	STEC72F	72" Credenza with (2) F/F Pedestals	2,806.00
1	ACD	Center Drawer	299.00
1	STEDPH72	72" Hutch with (2) Shelves	2,020.00
			8,656.00



All pedestals and legs are non-handed making specifications and installation simple with Desks featuring a full 30" of filing and/or storage space.

Desks: 29"H Desk-Height. Legs and modesty panels made from Cold Rolled Steel. Optional storage pedestals incorporated into base to reduce redundant components. Modesty panel full height on Desks – 2/3 height on Credenza. Modesty panel can be mounted flush or with 1½" inset. All Desks come standard with leveling glides and grommets.

Work surfaces: 1½" High pressure laminate with PVC T-mold and 3mm edging. Grommets are 1¾" diameter.

Peds: Full extension ball bearing slides on all drawers, with adjustable leveling glides, pencil tray and box file divider. Locks standard and allow for lock cores to be changed. Choose Box/Box/File or File/File style. Peds support both legal and letter width files.

Overhead: All steel cabinet body. Contoured door for aesthetics. Doors travel up and over top of unit using ball bearing slides. Standard locks are concealed under cabinet body and are core-removable to create keyed-alike suites. 13⅞" deep shelf is 20" above Desk. Options include: Soft close, tackboard and task light.

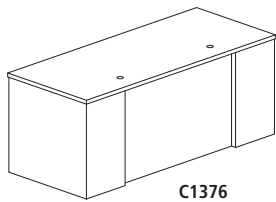
Privacy Panels: Hollow core privacy panels available in tackable fabric. Can be stacked or ganged. Panel heights can be combined for three levels of privacy, either 18", 27" or 36"H.

Meets or exceeds all ANSI/BIFMA standards.
All grommets, overhead door and stackable fabric panel trim will match the work surface edging color (Black, Taupe, Warm Gray & Ice Gray).

• Work surfaces available in CSII™ colors, see page 10 for Safco corporate Laminates and Paint colors or go to Safco website to view color swatches

30" DEEP RECTANGULAR DESK

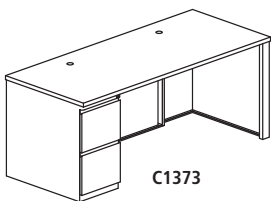
- Pedestal depth is 30"
- Choice of File/File (F/F) and/or Box/Box/File (B/B/F)
- 300 lb. capacity, evenly distributed
- Full height modesty panel included
- Two grommets in surface, standard
- Work surfaces available in five colors; see Safco website for color information
- See page 41 for interior leg panel information



C1376

Model No.	Dimensions	Weight	List Price	No Modesty Panel (+N) List Price
C1336	48"W x 30"D x 29"H, No Pedestal	114	1,268.00	1,168.00
C1356	60"W x 30"D x 29"H, No Pedestal	124	1,498.00	1,287.00
C1366	66"W x 30"D x 29"H, No Pedestal	132	1,478.00	1,446.00
C1376	72"W x 30"D x 29"H, No Pedestal	142	1,608.00	1,342.00

30" Deep Rectangular with one Pedestal



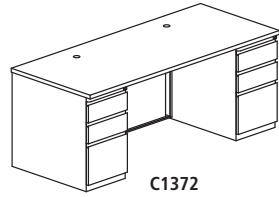
C1373

Model No.	Dimensions	Weight	List Price	No Modesty Panel (+N) List Price
C1331	48"W x 30"D x 29"H, 1 B/B/F Pedestal	157	2,114.00	2,206.00
C1341	54"W x 30"D x 29"H, 1 B/B/F Pedestal	162	2,345.00	2,239.00
C1351	60"W x 30"D x 29"H, 1 B/B/F Pedestal	167	2,430.00	2,302.00
C1361	66"W x 30"D x 29"H, 1 B/B/F Pedestal	175	2,502.00	2,366.00
C1371	72"W x 30"D x 29"H, 1 B/B/F Pedestal	185	2,528.00	2,239.00
C1333	48"W x 30"D x 29"H, 1 F/F Pedestal	157	2,114.00	2,206.00
C1343	54"W x 30"D x 29"H, 1 F/F Pedestal	162	2,345.00	2,239.00
C1353	60"W x 30"D x 29"H, 1 F/F Pedestal	167	2,216.00	2,302.00
C1363	66"W x 30"D x 29"H, 1 F/F Pedestal	175	2,282.00	2,366.00
C1373	72"W x 30"D x 29"H, 1 F/F Pedestal	185	2,528.00	2,394.00

• Work surfaces available in CSII™ colors, see page 10 for Safco corporate Laminates and Paint colors or go to Safco website to view color swatches

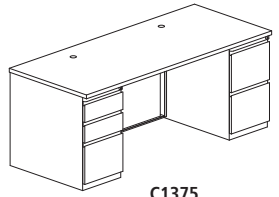
30" DEEP RECTANGULAR DESK

30" Deep Rectangular with Two Pedestals



C1372

Model No.	Dimensions	Weight	List Price	No Modesty Panel (+N) List Price
C1342	54"W x 30"D x 29"H, 2 B/B/F Pedestals	175	3,228.00	3,218.00
C1352	60"W x 30"D x 29"H, 2 B/B/F Pedestals	180	3,401.00	3,278.00
C1362	66"W x 30"D x 29"H, 2 B/B/F Pedestals	190	3,476.00	3,336.00
C1372	72"W x 30"D x 29"H, 2 B/B/F Pedestals	200	3,505.00	3,070.00
C1345	54"W x 30"D x 29"H, 1 B/B/F Pedestal, 1 F/F Pedestal	175	3,325.00	3,218.00
C1355	60"W x 30"D x 29"H, 1 B/B/F Pedestal, 1 F/F Pedestal	180	3,401.00	3,278.00
C1365	66"W x 30"D x 29"H, 1 B/B/F Pedestal, 1 F/F Pedestal	190	3,170.00	3,336.00
C1375	72"W x 30"D x 29"H, 1 B/B/F Pedestal, 1 F/F Pedestal	200	3,505.00	3,367.00



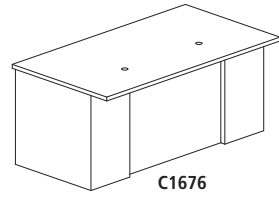
C1375

C1344	54"W x 30"D x 29"H, 2 F/F Pedestals	175	3,325.00	3,218.00
C1354	60"W x 30"D x 29"H, 2 F/F Pedestals	180	3,101.00	3,278.00
C1364	66"W x 30"D x 29"H, 2 F/F Pedestals	190	3,476.00	3,336.00
C1374	72"W x 30"D x 29"H, 2 F/F Pedestals	200	3,196.00	3,367.00

36" DEEP RECTANGULAR DESK

- 6" conference overhang
- Full height modesty panel included

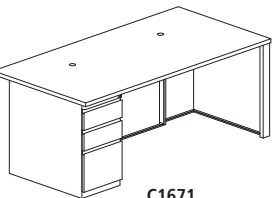
- Two grommets in surface, standard
- See page 41 for interior leg panel information



C1676

Model No.	Dimensions	Weight	List Price	No Modesty Panel (+N) List Price
C1656	60"W x 36"D x 29"H, No Pedestal	139	1,638.00	—
C1676	72"W x 36"D x 29"H, No Pedestal	157	1,737.00	1,596.00

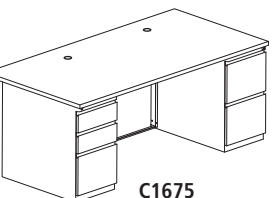
36" Deep Rectangular with One Pedestal



C1671

Model No.	Dimensions	Weight	List Price	No Modesty Panel (+N) List Price
C1651	60"W x 36"D x 29"H, 1 B/B/F Pedestal	180	2,250.00	2,345.00
C1661	66"W x 36"D x 29"H, 1 B/B/F Pedestal	190	2,356.00	2,389.00
C1671	72"W x 36"D x 29"H, 1 B/B/F Pedestal	200	2,615.00	2,259.00
C1653	60"W x 36"D x 29"H, 1 F/F Pedestal	180	2,468.00	2,345.00
C1663	66"W x 36"D x 29"H, 1 F/F Pedestal	190	2,520.00	2,389.00
C1673	72"W x 36"D x 29"H, 1 F/F Pedestal	200	2,615.00	2,477.00

36" Deep Rectangular with Two Pedestals

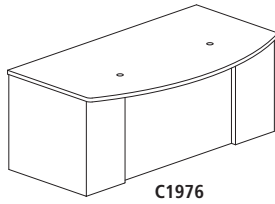


C1675

Model No.	Dimensions	Weight	List Price	No Modesty Panel (+N) List Price
C1652	60"W x 36"D x 29"H, 2 B/B/F Pedestals	187	3,490.00	3,367.00
C1662	66"W x 36"D x 29"H, 2 B/B/F Pedestals	202	3,547.00	3,406.00
C1672	72"W x 36"D x 29"H, 2 B/B/F Pedestals	217	3,635.00	3,501.00
C1655	60"W x 36"D x 29"H, 1 B/B/F Pedestal, 1 F/F Pedestal	187	3,490.00	3,367.00
C1665	66"W x 36"D x 29"H, 1 B/B/F Pedestal, 1 F/F Pedestal	202	3,547.00	3,406.00
C1675	72"W x 36"D x 29"H, 1 B/B/F Pedestal, 1 F/F Pedestal	217	3,399.00	3,501.00
C1654	60"W x 36"D x 29"H, 2 F/F Pedestals	187	3,490.00	3,367.00
C1664	66"W x 36"D x 29"H, 2 F/F Pedestals	202	3,547.00	3,406.00
C1674	72"W x 36"D x 29"H, 2 F/F Pedestals	217	3,315.00	3,501.00

39" DEEP BOW FRONT DESK

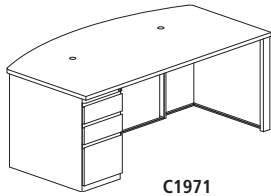
- Flush Modesty = 9" overhang, Recessed Modesty = 10 1/4" overhang
- See page 41 for interior leg panel information
- Full height modesty panel included
- Two grommets in surface, standard



C1976

Model No.	Dimensions	Weight	List Price	No Modesty Panel (+N) List Price
C1956	60"W x 39"D x 29"H, No Pedestal	140	1,742.00	—
C1976	72"W x 39"D x 29"H, No Pedestal	160	1,906.00	1,773.00

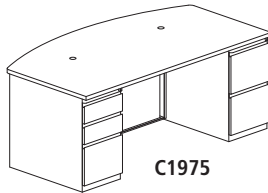
39" Bow Front Desk with One Pedestal



C1971

Model No.	Dimensions	Weight	List Price	No Modesty Panel (+N) List Price
C1951	60"W x 39"D x 29"H, 1 B/B/F Pedestal	190	2,704.00	2,582.00
C1961	66"W x 39"D x 29"H, 1 B/B/F Pedestal	205	2,625.00	2,674.00
C1971	72"W x 39"D x 29"H, 1 B/B/F Pedestal	220	2,860.00	2,722.00
C1953	60"W x 39"D x 29"H, 1 F/F Pedestal	190	2,528.00	2,582.00
C1963	66"W x 39"D x 29"H, 1 F/F Pedestal	205	2,807.00	2,674.00
C1973	72"W x 39"D x 29"H, 1 F/F Pedestal	220	2,860.00	2,722.00

39" Bow Front Desk with Two Pedestals

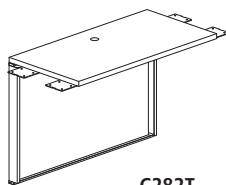


C1975

Model No.	Dimensions	Weight	List Price	No Modesty Panel (+N) List Price
C1952	60"W x 39"D x 29"H, 2 B/B/F Pedestals	225	3,723.00	3,601.00
C1962	66"W x 39"D x 29"H, 2 B/B/F Pedestals	235	3,578.00	3,692.00
C1972	72"W x 39"D x 29"H, 2 B/B/F Pedestals	245	3,627.00	3,743.00
C1955	60"W x 39"D x 29"H, 1 B/B/F Pedestal, 1 F/F Pedestal	225	3,481.00	3,601.00
C1965	66"W x 39"D x 29"H, 1 B/B/F Pedestal, 1 F/F Pedestal	235	3,578.00	3,692.00
C1975	72"W x 39"D x 29"H, 1 B/B/F Pedestal, 1 F/F Pedestal	245	3,879.00	3,743.00
C1954	60"W x 39"D x 29"H, 2 F/F Pedestals	225	3,723.00	3,601.00
C1964	66"W x 39"D x 29"H, 2 F/F Pedestals	235	3,827.00	3,692.00
C1974	72"W x 39"D x 29"H, 2 F/F Pedestals	245	3,879.00	3,743.00

BRIDGES

- Not freestanding, requires support from adjoining work surfaces
- Available as straight or contoured bridge
- Available with full, 2/3 height, or no modesty panel
- One grommet in surface, standard



C282T

Straight Bridge

Model No.	Dimensions	Weight	List Price
C281T	36"W x 24"D x 29"H, Full Modesty Panel	50	703.00
C282T	42"W x 24"D x 29"H, Full Modesty Panel	57	742.00
C283T	48"W x 24"D x 29"H, Full Modesty Panel	65	728.00
C281S	36"W x 24"D x 29"H, 2/3 Modesty Panel	45	688.00
C282S	42"W x 24"D x 29"H, 2/3 Modesty Panel	53	725.00
C283S	48"W x 24"D x 29"H, 2/3 Modesty Panel	60	765.00

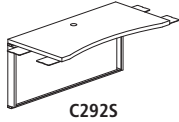
Continued on next page.

BRIDGES

- Not freestanding, requires support from adjoining work surfaces

Straight Bridge continued

Model No.	Dimensions	Weight	List Price
C281N	36"W x 24"D x 29"H, No Modesty Panel	40	652.00
C282N	42"W x 24"D x 29"H, No Modesty Panel	45	628.00
C283N	48"W x 24"D x 29"H, No Modesty Panel	50	712.00



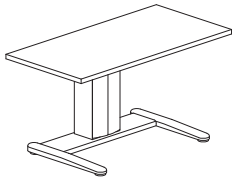
C292S

Contour Bridge

Model No.	Dimensions	Weight	List Price
C292S	42"W x 24"D x 29"H, 2/3 Modesty Panel	53	757.00
C293S	48"W x 24"D x 29"H, 2/3 Modesty Panel	60	729.00

HEIGHT-ADJUSTABLE BRIDGE

- Provides sit-to-stand adjustability at bridge location
- Travel Range: 16" of vertical adjustment from 26" to 42": Full travel time is 18 seconds
- Drive System: 110V, 60 H input, 24V DC motor. 150 lb. capacity
Draws 1.2 amps under full load
- No modesty panel or grommet

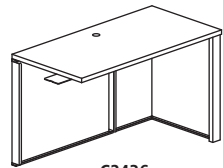


Model No.	Dimensions	Weight	List Price
C36A	36"W x 24"D	115	3,566.00
C42A	42"W x 24"D	119	3,595.00
C48A	48"W x 24"D	125	3,659.00

RETURNS

- Used to create "L" return
- Available in 24"D or 30"D depths
- Returns are non-handed
- See page 41 for interior leg panel information
- Full height modesty panel included
- One grommet in surface, standard
- Must attach to a freestanding Desk unit

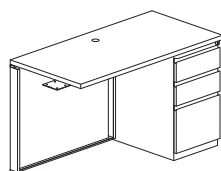
24" Deep Returns



C2436

Model No.	Dimensions	Weight	List Price	No Modesty Panel (+N) List Price
C2486	24"W x 24"D x 29"H, No Pedestal	65	815.00	800.00
C2406	30"W x 24"D x 29"H, No Pedestal	70	851.00	—
C2416	36"W x 24"D x 29"H, No Pedestal	75	909.00	909.00
C2426	42"W x 24"D x 29"H, No Pedestal	82	1,066.00	956.00
C2436	48"W x 24"D x 29"H, No Pedestal	89	1,141.00	1,035.00
C2446	54"W x 24"D x 29"H, No Pedestal	96	1,312.00	1,205.00
C2456	60"W x 24"D x 29"H, No Pedestal	103	1,249.00	1,222.00
C2466	66"W x 24"D x 29"H, No Pedestal	110	1,464.00	1,314.00
C2476	72"W x 24"D x 29"H, No Pedestal	117	1,526.00	1,377.00

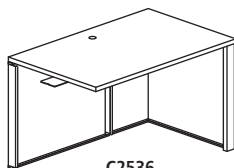
24" Deep with One Pedestal



C2441

Model No.	Dimensions	Weight	List Price	No Modesty Panel (+N) List Price
C2481	24"W x 24"D x 29"H, 1 B/B/F Pedestal	94	1,659.00	1,678.00
C2401	30"W x 24"D x 29"H, 1 B/B/F Pedestal	99	1,833.00	1,739.00
C2411	36"W x 24"D x 29"H, 1 B/B/F Pedestal	104	1,771.00	1,799.00
C2421	42"W x 24"D x 29"H, 1 B/B/F Pedestal	111	1,973.00	1,865.00
C2431	48"W x 24"D x 29"H, 1 B/B/F Pedestal	118	1,917.00	1,940.00
C2441	54"W x 24"D x 29"H, 1 B/B/F Pedestal	125	2,157.00	1,865.00
C2451	60"W x 24"D x 29"H, 1 B/B/F Pedestal	132	2,268.00	2,118.00
C2461	66"W x 24"D x 29"H, 1 B/B/F Pedestal	139	2,345.00	2,197.00
C2471	72"W x 24"D x 29"H, 1 B/B/F Pedestal	146	2,207.00	2,271.00
C2483	24"W x 24"D x 29"H, 1 F/F Pedestal	94	1,774.00	1,678.00
C2403	30"W x 24"D x 29"H, 1 F/F Pedestal	99	1,671.00	1,739.00
C2413	36"W x 24"D x 29"H, 1 F/F Pedestal	104	1,894.00	1,799.00
C2423	42"W x 24"D x 29"H, 1 F/F Pedestal	111	1,973.00	1,865.00
C2433	48"W x 24"D x 29"H, 1 F/F Pedestal	118	2,050.00	1,940.00
C2443	54"W x 24"D x 29"H, 1 F/F Pedestal	125	1,967.00	2,046.00
C2453	60"W x 24"D x 29"H, 1 F/F Pedestal	132	2,068.00	1,931.00
C2463	66"W x 24"D x 29"H, 1 F/F Pedestal	139	2,345.00	2,197.00
C2473	72"W x 24"D x 29"H, 1 F/F Pedestal	146	2,421.00	2,271.00

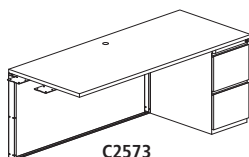
30" Deep Returns



C2536

Model No.	Dimensions	Weight	List Price	No Modesty Panel (+N) List Price
C2506	30"W x 30"D x 29"H, No Pedestal	89	1,043.00	951.00
C2516	36"W x 30"D x 29"H, No Pedestal	94	1,121.00	—
C2526	42"W x 30"D x 29"H, No Pedestal	101	1,166.00	1,060.00
C2536	48"W x 30"D x 29"H, No Pedestal	109	1,169.00	1,139.00
C2546	54"W x 30"D x 29"H, No Pedestal	119	1,440.00	—
C2556	60"W x 30"D x 29"H, No Pedestal	123	1,493.00	1,348.00
C2566	66"W x 30"D x 29"H, No Pedestal	133	1,559.00	—
C2576	72"W x 30"D x 29"H, No Pedestal	141	1,562.00	—

30" Deep with One Pedestal



C2573

Model No.	Dimensions	Weight	List Price	No Modesty Panel (+N) List Price
C2581	24"W x 30"D x 29"H, 1 B/B/F Pedestal	123	1,887.00	1,791.00
C2501	30"W x 30"D x 29"H, 1 B/B/F Pedestal	128	1,823.00	1,853.00
C2511	36"W x 30"D x 29"H, 1 B/B/F Pedestal	133	1,881.00	1,915.00
C2521	42"W x 30"D x 29"H, 1 B/B/F Pedestal	140	2,096.00	1,981.00
C2531	48"W x 30"D x 29"H, 1 B/B/F Pedestal	147	2,165.00	2,056.00
C2541	54"W x 30"D x 29"H, 1 B/B/F Pedestal	153	2,336.00	2,230.00
C2551	60"W x 30"D x 29"H, 1 B/B/F Pedestal	162	2,197.00	2,263.00
C2561	66"W x 30"D x 29"H, 1 B/B/F Pedestal	170	2,502.00	2,352.00
C2571	72"W x 30"D x 29"H, 1 B/B/F Pedestal	180	2,484.00	2,507.00
C2583	24"W x 30"D x 29"H, 1 F/F Pedestal	123	1,887.00	1,791.00
C2503	30"W x 30"D x 29"H, 1 F/F Pedestal	128	1,777.00	1,853.00
C2513	36"W x 30"D x 29"H, 1 F/F Pedestal	133	1,881.00	1,915.00
C2523	42"W x 30"D x 29"H, 1 F/F Pedestal	140	2,096.00	1,981.00
C2533	48"W x 30"D x 29"H, 1 F/F Pedestal	147	2,165.00	2,056.00
C2543	54"W x 30"D x 29"H, 1 F/F Pedestal	153	2,336.00	2,230.00
C2553	60"W x 30"D x 29"H, 1 F/F Pedestal	162	2,409.00	2,263.00
C2563	66"W x 30"D x 29"H, 1 F/F Pedestal	170	2,502.00	2,352.00
C2573	72"W x 30"D x 29"H, 1 F/F Pedestal	180	2,657.00	2,507.00

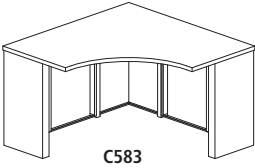
CSII™ Modular Desking

Safco® Products marketing materials are designed to be used as sales tools for our Dealer network.

Work surfaces available in CSII™ colors, see page 10 for Safco corporate Laminates and Paint colors or go to Safco website to view color swatches

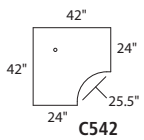
STAND ALONE CORNER SURFACE

- Corner units can be used as a freestanding Desk or as part of a larger configuration
- One grommet in surface, standard
- Full height modesty panels included
- See page 41 for interior leg panel information

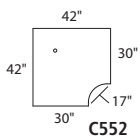


C583

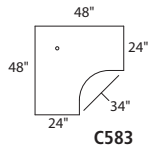
Model No.	Dimensions	Weight	List Price	No Modesty Panel (+N) List Price
C542	24"D x 42"W x 42"W x 24"D x 29"H	124	2,190.00	1,917.00
C552	30"D x 42"W x 42"W x 30"D x 29"H	129	2,238.00	—
C583	24"D x 48"W x 48"W x 24"D x 29"H	131	2,144.00	—
C593	30"D x 48"W x 48"W x 30"D x 29"H	143	2,398.00	—



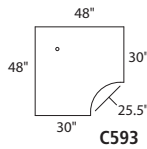
C542



C552



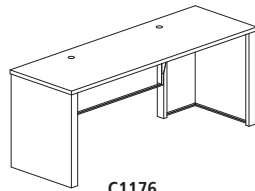
C583



C593

24" DEEP CRENZENZA

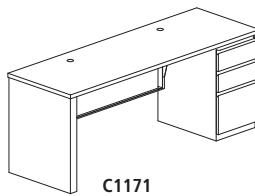
- Pedestal depth is 24"
- Two grommets in surface, standard
- See page 41 for interior leg panel information
- 2/3 height modesty panel included
- F/F and/or B/B/F available
- Pedestals and legs are non-handed to allow installation on either left or right



C1176

Model No.	Dimensions	Weight	List Price	No Modesty Panel (+N) List Price
C1136	48"W x 24"D x 29"H, No Pedestal	94	1,358.00	1,165.00
C1146	54"W x 24"D x 29"H, No Pedestal	101	1,440.00	—
C1156	60"W x 24"D x 29"H, No Pedestal	108	1,335.00	1,370.00
C1166	66"W x 24"D x 29"H, No Pedestal	115	1,423.00	1,425.00
C1176	72"W x 24"D x 29"H, No Pedestal	122	1,579.00	1,479.00

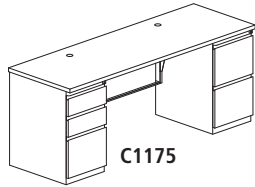
CRENZENZA WITH ONE PEDESTAL



C1171

Model No.	Dimensions	Weight	List Price	No Modesty Panel (+N) List Price
C1131	48"W x 24"D x 29"H, 1 B/B/F Pedestal	130	2,109.00	2,171.00
C1141	54"W x 24"D x 29"H, 1 B/B/F Pedestal	137	2,293.00	2,210.00
C1151	60"W x 24"D x 29"H, 1 B/B/F Pedestal	144	2,345.00	2,249.00
C1161	66"W x 24"D x 29"H, 1 B/B/F Pedestal	151	2,261.00	2,324.00
C1171	72"W x 24"D x 29"H, 1 B/B/F Pedestal	158	2,487.00	2,397.00
C1133	48"W x 24"D x 29"H, 1 F/F Pedestal	130	2,056.00	2,171.00
C1143	54"W x 24"D x 29"H, 1 F/F Pedestal	137	2,293.00	2,210.00
C1153	60"W x 24"D x 29"H, 1 F/F Pedestal	144	2,345.00	2,249.00
C1163	66"W x 24"D x 29"H, 1 F/F Pedestal	151	2,261.00	2,324.00
C1173	72"W x 24"D x 29"H, 1 F/F Pedestal	160	2,487.00	2,397.00

CREDENZA WITH TWO PEDESTALS

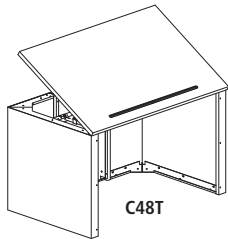


C1175

Model No.	Dimensions	Weight	List Price	No Modesty Panel (+N) List Price
C1142	54"W x 24"D x 29"H, 2 B/B/F Pedestals	178	3,242.00	3,163.00
C1152	60"W x 24"D x 29"H, 2 B/B/F Pedestals	185	3,296.00	3,210.00
C1162	66"W x 24"D x 29"H, 2 B/B/F Pedestals	192	3,366.00	3,256.00
C1172	72"W x 24"D x 29"H, 2 B/B/F Pedestals	204	3,437.00	3,329.00
C1145	54"W x 24"D x 29"H, 1 B/B/F Pedestal, 1 F/F Pedestal	178	2,956.00	3,163.00
C1155	60"W x 24"D x 29"H, 1 B/B/F Pedestal, 1 F/F Pedestal	185	3,005.00	3,210.00
C1165	66"W x 24"D x 29"H, 1 B/B/F Pedestal, 1 F/F Pedestal	192	3,069.00	3,256.00
C1175	72"W x 24"D x 29"H, 1 B/B/F Pedestal, 1 F/F Pedestal	204	3,214.00	3,036.00
C1144	54"W x 24"D x 29"H, 2 F/F Pedestal	178	3,242.00	3,163.00
C1154	60"W x 24"D x 29"H, 2 F/F Pedestal	185	3,082.00	3,210.00
C1164	66"W x 24"D x 29"H, 2 F/F Pedestal	187	3,366.00	3,256.00
C1174	72"W x 24"D x 29"H, 2 F/F Pedestal	199	3,214.00	3,036.00

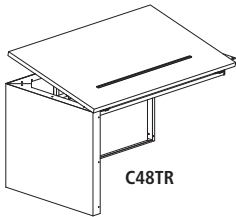
TILT TOP TABLES

- Pencil stop standard in work surface
- Top may be positioned from 0° to 60° in 19 preset positions
- No grommet
- Interior leg panel cannot be used due to frame of tilt-top mechanism



C48T

Model No.	Dimensions	Weight	List Price
C36T	36"W x 30"D x 29"H	130	2,181.00
C48T	48"W x 30"D x 29"H	150	2,589.00

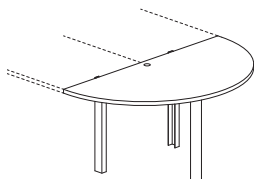


C48TR

Model No.	Dimensions	Weight	List Price
C36TR	36"W x 30"D x 29"H	110	2,103.00
C48TR	48"W x 30"D x 29"H	130	2,152.00

END TEAM TABLES

- Half round, team tables connect to two CSII™ Desks that are placed back to back
- Cannot be used when integrated pedestal is on Desk end as it is secured to Desk leg
- One grommet in surface, standard

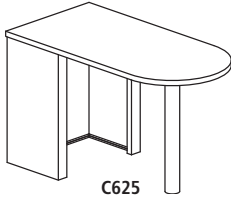


C515

Model No.	Dimensions	Weight	List Price
C523	25"W x 48"D x 29"H	85	1,296.00
C515	31"W x 60"D x 29"H	78	1,262.00

PENINSULA FREESTANDING TABLE

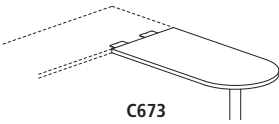
- Attaches to right or left side of bridges or returns
- No grommet
- Interior leg panel cannot be used due to unique "U" shaped leg



Model No.	Dimensions	Weight	List Price
C625	60"W x 24"D x 29"H	56	2,366.00
C627	72"W x 24"D x 29"H	106	2,872.00

PENINSULA POST STYLE

- Not freestanding, requires adjacent table
- Cannot be used when integrated pedestal is on Desk end
- No grommet



24" Deep Peninsula Tables

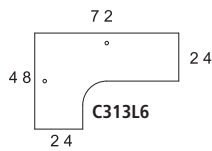
Model No.	Dimensions	Weight	List Price
C673	48"W x 24"D x 29"H	55	1,286.00

30" Deep Peninsula Tables

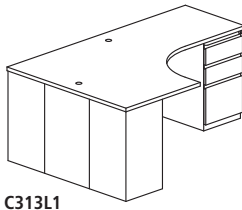
Model No.	Dimensions	Weight	List Price
C685	60"W x 30"D x 29"H	75	1,283.00

J TABLES

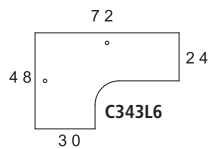
- Combines free standing worktable and corner unit into one unit
- "J" Tables can be used free standing or as part of a larger configuration
- Can be used in left/right configurations to create multi person work areas
- Allows for a very compact work area
- Right (R) and left (L) hand versions available
- Modesty panels included, 48" return side has full modesty panel, 72" side has 2/3 height modesty panel
- Two grommets in surface, standard
- See page 41 for interior leg panel information
- **Work surfaces available in CSII™ colors, see page 10 for Safco corporate Laminates and Paint colors or go to Safco website to view color swatches**



Model No.	Dimensions	Weight	List Price	No Modesty Panel (+N) List Price
C313L6	72"W x 48"D x 29"H x 24"D, Return Left, No Pedestal	175	2,385.00	2,384.00
C313R6	72"W x 48"D x 29"H x 24"D, Return Right, No Pedestal	175	2,385.00	2,384.00
C313L1	72"W x 48"D x 29"H x 24"D, Return Left with one B/B/F Pedestal	214	3,241.00	3,079.00
C313R1	72"W x 48"D x 29"H x 24"D, Return Right with one B/B/F Pedestal	214	3,241.00	2,807.00
C313L3	72"W x 48"D x 29"H x 24"D, Return Left with one F/F Pedestal	214	3,241.00	3,079.00
C313R3	72"W x 48"D x 29"H x 24"D, Return Right with one F/F Pedestal	214	3,241.00	3,079.00

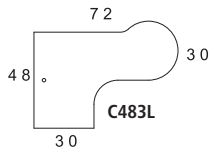


Model No.	Dimensions	Weight	List Price	No Modesty Panel (+N) List Price
C343L6	72"W x 48"D x 29"H x 30"D, Return Left, No Pedestal	175	2,326.00	2,384.00
C343R6	72"W x 48"D x 29"H x 30"D, Return Right, No Pedestal	175	2,326.00	2,384.00
C343L1	72"W x 48"D x 29"H x 30"D, Return Left with one B/B/F Pedestal	224	3,241.00	3,079.00
C343R1	72"W x 48"D x 29"H x 30"D, Return Right with one B/B/F Pedestal	224	3,241.00	3,079.00
C343L3	72"W x 48"D x 29"H x 30"D, Return Left with one F/F Pedestal	224	2,955.00	3,079.00
C343R3	72"W x 48"D x 29"H x 30"D, Return Right with one F/F Pedestal	224	3,241.00	3,079.00



P TABLES

- The "P" Table combines a reference surface with a Peninsula Table
- Right (R) and left (L) hand versions available
- One grommet in surface, standard
- Allows for a very compact work area
- Full height modesty panel included

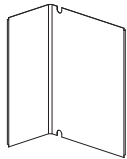


• 30" D Return with Conference End

Model No.	Dimensions	Weight	List Price	No Modesty Panel (+N) List Price
C483L	72"W x 48"D x 29"H x 30"D, Return Left Conference	152	2,576.00	2,384.00
C483R	72"W x 48"D x 29"H x 30"D, Return Right Conference	152	2,576.00	2,384.00

INTERIOR LEG PANEL

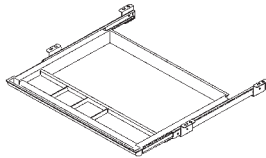
- Attaches to leg interior for a clean appearance
- Provides space to conceal cable management from surface to floor
- Easy Assembly – Adheres with magnetic tape



Model No.	Dimensions	Weight	List Price
CL15	11½"W x 11½"D x 27¼"H	9	236.00
CL24	11½"W x 20¼"D x 27¼"H	11	273.00
CL30	11½"W x 26½"D x 27¼"H	13	287.00

PENCIL DRAWER

- Attaches to underside of worksurface
- Full extension slides



Model No.	Dimensions	Weight	List Price
19400	21"W x 16"D x 2"H	4	183.00

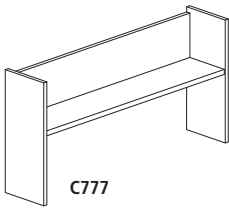
GROMMETS

- Available in Black-BK, Taupe-TP, Ice Gray-IG or Warm Gray-WG
- Field installed grommet holes required



Model No.	Dimensions	Weight	List Price
F740	2¾"W x 2⅞"D	1	39.00

OVERHEAD OPEN SHELF

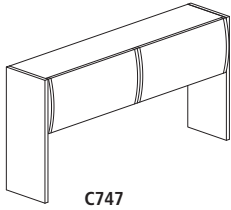


- All steel cabinet body
- Accepts optional Fabric Tack Panel and Task Light, see page 43
- 13 3/8" deep shelf is 20" above Desk

Model No.	Dimensions	Weight	List Price
C7721	42"W x 14"D x 36"H	55	1,015.00
C773	48"W x 14"D x 36"H	58	974.00
C775	60"W x 14"D x 36"H	65	1,052.00
C777	72"W x 14"D x 36"H	75	1,266.00

OVERHEAD FLIPPER DOOR

- All steel cabinet body
- 13 3/8" deep shelf is 20" above Desk
- Locks standard. Concealed under cabinet body and core removable
- Contoured door for aesthetics

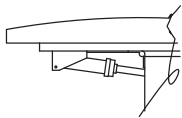


Model No.	Dimensions	Weight	List Price
C7421	42"W x 15"D x 36"H	80	1,378.00
C743	48"W x 15"D x 36"H	85	1,624.00
C745	60"W x 15"D x 36"H	103	2,008.00
C746	66"W x 15"D x 36"H	108	1,928.00
C747	72"W x 15"D x 36"H	115	2,237.00

- Door color matches accenting trim components (grommets, work surface T-mold and privacy panel kits). Available in Black-BK, Taupe-TP, Warm Gray-WG and Ice Gray-IG
- Accepts optional Fabric Tack Panel and Task Light, see page 43

OVERHEAD FLIPPER DOOR WITH SOFT CLOSE FEATURE

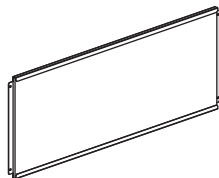
- Sold as a complete overhead unit
- Same specifications as Overhead Flipper Door
- Enhanced safety feature ensures controlled movement with pneumatic cylinder



Model No.	Dimensions	Weight	List Price
C7621	42"W x 15"D x 36"H	80	1,858.00
C763	48"W x 15"D x 36"H	85	2,091.00
C765	60"W x 15"D x 36"H	103	2,441.00
C766	66"W x 15"D x 36"H	108	2,785.00
C767	72"W x 15"D x 36"H	115	2,903.00

FABRIC TACK PANEL FOR OVERHEAD STORAGE UNITS

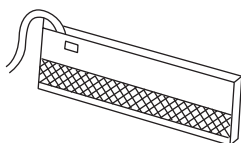
- TackPanel attaches to overhead flipper door unit and overhead shelf
- Steel frame for mounting included
- Optional Tack Panel provides space at top and bottom for cabling
- Choose from our Corporate fabrics, go to website for fabrics listed in Corporate Color Program



Model No.	Description	Dimensions	Weight	List Price
C8621	For use with 42" Overhead	39"W x 1/2"D x 17"H	18	543.00
C863	For use with 48" Overhead	45"W x 1/2"D x 17"H	21	549.00
C865	For use with 60" Overhead	57"W x 1/2"D x 17"H	23	607.00
C866	For use with 66" Overhead	63"W x 1/2"D x 17"H	25	637.00
C867	For use with 72" Overhead	69"W x 1/2"D x 17"H	27	690.00

TASK LIGHTING

- Task lighting attaches to overhead flipper door unit and overhead shelf
- Uses energy efficient 15W T8 bulb
- Includes the diffuser lens

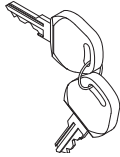


Model No.	Dimensions	Weight	List Price
1505TL	20"W x 8"D x 2"H	7	606.00

KEYED ALIKE LOCK TUMBLERS

Please read carefully to facilitate proper ordering or call Customer Care at 1-888-971-6225 for assistance.

CSII™ pedestals ship with keyed alike locks already installed. CSII overheads ship with randomly numbered paired locks (per overhead). To key alike suites of product, order the appropriate quantity of like numbered core kits for each workstation. Removable Core Kits include one core, two keys, one core removal tool and instructions. Removable Lock Core Kits available from CLCK3 through CLCK19.

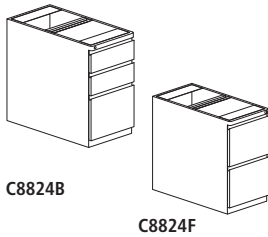


Model No.	Description	Weight	List Price
*CLCK3 through CLCK19	Removable Lock Core Kit	1	62.00
C88MKEYH	Master Key	1	30.00
Q618	Core Removal Tool	1	34.00

Note: Tumblers are specific to CSII peds, CSII overheads, lateral files and "P" style peds.
* Limited quantities available.

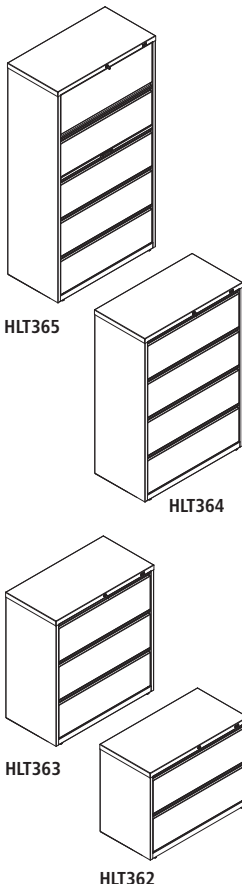
PEDESTALS

- Full width "J" style pulls
- Locks standard
- Supports letter and legal file widths
- Unique recessed base design allows casters to be added without adding additional height to the pedestal
- Full extension ball bearing slides
- Leveling glides have 5/8" of adjustability
- If not integrating pedestal as a leg, must order pedestal as follows – 24"D surface use 17½"D pedestal, 30", 36" and 39"D surfaces use 24"D pedestal
- Available in five colors: Putty-PUTY, Black-BLCK, Mist-MIST, Medium Tone-MDTN, and Desert Sage-DESA



Model No.	Description	Weight	List Price
C8824B	15"W x 24"D x 28"H - B/B/F	65	1,191.00
C8824F	15"W x 24"D x 28"H - F/F	60	1,191.00
C8830B	15"W x 30"D x 28"H - B/B/F	75	1,228.00
C8830F	15"W x 30"D x 28"H - F/F	67	1,120.00
C8824M	24"D - Mobile Kit, includes steel top and casters	31	166.00
C8830M	30"D - Mobile Kit, includes steel top and casters	34	174.00

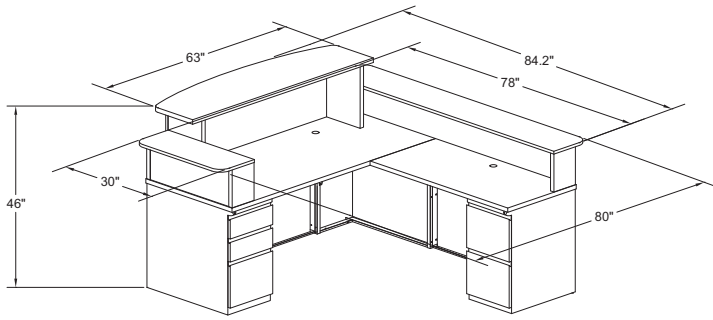
CSII™ LATERAL FILES



- All units feature anti-tipping drawer interlock system that allows only one drawer open at a time
- Full width recessed designer drawer pulls
- Side-to-side rails support letter, legal and/or A4 filing
- Top drawer of 5 Drawer Lateral is a roll out shelf
- Extendable posting shelf between third and fourth drawer on 5-Drawer Laterals
- All files ship keyed random
- Features adjustable leveling glides
- Counter weight included to meet ANSI/BIFMA stability requirements
- Optional Front-to-Back filing rails (4-pk) Black only
- Optional divider kit available (10-pk) Black only
- UL GREENGUARD certified
- Available in Black-BLCK, Medium Tone-MDTN, Desert Sage-DESA, and Mist-MIST

Model No.	Description	Dimensions	Weight	List Price
HLT425	42"W, 5-Drawer Lateral File	42"W x 18 5/8"D x 67 5/8"H	230	2,986.00
HLT365	36"W, 5-Drawer Lateral File	36"W x 18 5/8"D x 67 5/8"H	202	2,977.00
HLT305	30"W, 5-Drawer Lateral File	30"W x 18 5/8"D x 67 5/8"H	179	2,619.00
HLT424	42"W, 4-Drawer Lateral File	42"W x 18 5/8"D x 52 1/2"H	195	2,501.00
HLT364	36"W, 4-Drawer Lateral File	36"W x 18 5/8"D x 52 1/2"H	174	2,216.00
HLT304	30"W, 4-Drawer Lateral File	30"W x 18 5/8"D x 52 1/2"H	148	1,923.00
HLT423	42"W, 3-Drawer Lateral File	42"W x 18 5/8"D x 40 1/4"H	173	1,916.00
HLT363	36"W, 3-Drawer Lateral File	36"W x 18 5/8"D x 40 1/4"H	153	1,782.00
HLT303	30"W, 3-Drawer Lateral File	30"W x 18 5/8"D x 40 1/4"H	133	1,626.00
HLT422	42"W, 2-Drawer Lateral File	42"W x 18 5/8"D x 28"H	144	1,719.00
HLT362	36"W, 2-Drawer Lateral File	36"W x 18 5/8"D x 28"H	123	1,471.00
HLT302	30"W, 2-Drawer Lateral File	30"W x 18 5/8"D x 28"H	101	1,231.00
HLTFBR4	Front-to-Back Filing rails (4-pack)	1 3/8"W x 15 3/4"D x 3/4"H	2 1/2	88.00
HLTDV10	Divider kit (10-pack)	5"H x 12.88"D / per divider	8 1/2	148.00
HMKEY	Master Key	—	1	18.00

Office Suites
Seating
Tables & Desks
Meeting Essentials
Personal Organization
Ergonomics
High Density Storage
Storage & Filing
Facilities
Technology Furniture
Art & Engineering
K-12 Education
SAFE Collection Addendum



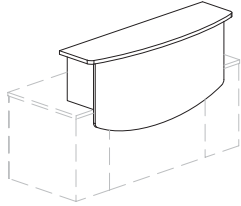
CSII RECEPTION Desk TYPICAL – CST27

Consists of:

QTY.	MODEL NO.	DESCRIPTION	LIST PRICE EACH
1	C1371	Rectangular Desk, 72 x 30" with 1 B/B/F	2,528.00
1	C2433	Return, 48 x 24" with 1 F/F	2,050.00
1	CS2RC	Reception Counter	1,597.00
1	CS2RS78	Reception Auxiliary Counter 78"W	1,062.00
1	CS2RS30	Reception Auxiliary Counter 30"W	759.00

CST27 7,701.00

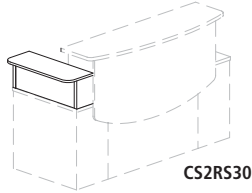
RECEPTION COUNTER



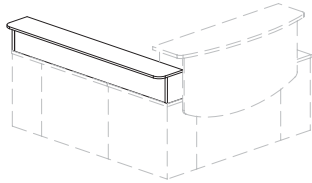
- For rectangular reception Desk. To be used on any 72"W x 30"D CSII™ Desk
- Laminate design
- 1½" thick bowfront transaction counter

Model No.	Description	Dimensions	Weight	List Price
CS2RC	Reception Counter	63"W x 18"D x 17¾"H (29"H overall)	115	1,597.00

AUXILIARY COUNTER



CS2RS30

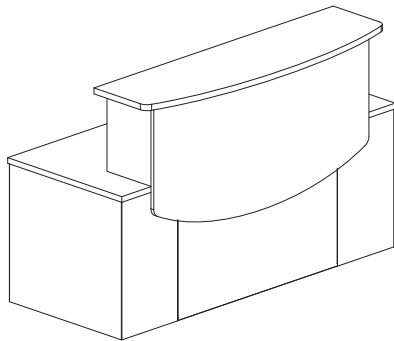


- 30" counter to be used with reception counter on any 72"W x 30"D CSII Desk
- 78" counter to be used with reception counter on any 72"W x 30"D CSII Desk and any 48"W CSII return
- All laminate design

Model No.	Description	Dimensions	Weight	List Price
CS2RS30	30" Auxiliary Counter	30"W x 12"D x 10¾"H	30	759.00
CS2RS78	78" Auxiliary Counter	78"W x 12"D x 10¾"H	80	1,062.00

Note: CSII conference tables are found in "Tables" section page 108.

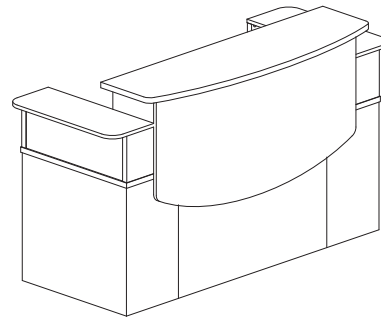
CSII™ RECEPTION DESK TYPICALS



CSII TYPICAL #25

Consists of:

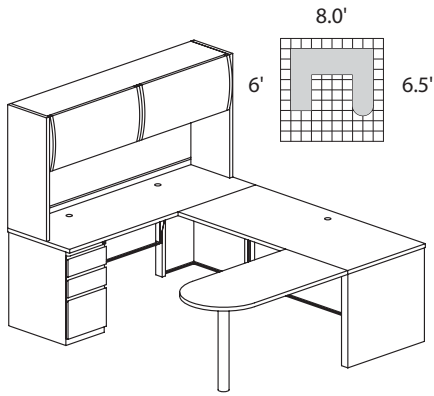
QTY.	MODEL NO.	DESCRIPTION	LIST PRICE EACH
1	C1375	Rect. Desk 72"W x 30"D with 1 B/B/F & 1 F/F Pedestal	3,505.00
1	CS2RC	Reception Counter	1,597.00
CST25			5,212.00



CSII TYPICAL #26

Consists of:

QTY.	MODEL NO.	DESCRIPTION	LIST PRICE EACH
1	C1375	Rect. Desk 72"W x 30"D with 1 B/B/F & 1 F/F Pedestal	3,505.00
1	CS2RC	Reception Counter	1,597.00
1	CS2RS30	Reception Auxiliary Shelf, 30"W	759.00
1	CS2RS30	Reception Auxiliary Shelf, 30"W	759.00
CST26			6,390.00

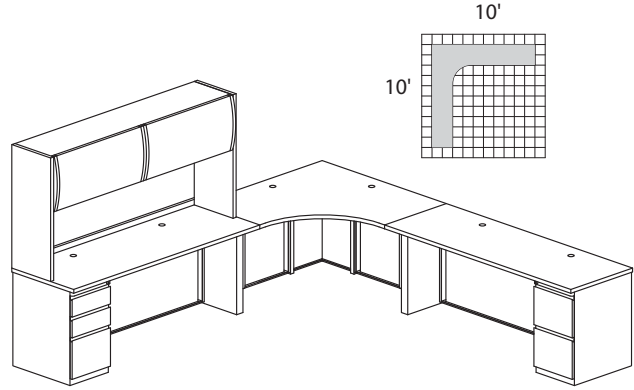


CSII TYPICAL #2

Consists of:

QTY.	MODEL NO.	DESCRIPTION	LIST PRICE EACH
1	C1171	Credenza 72"W x 24"D with One B/B/F	2,487.00
1	C2576	Return, 72"W x 30"D	1,562.00
1	C673	Peninsula Table, 48"W x 24"D	1,286.00
1	C747	Flipper Door Overhead Unit, 72"W x 15"D x 36"H	2,237.00
1	C867	Fabric Tack Panel for Overhead, 69¼"W x 17"H	690.00

CST2 8,418.00

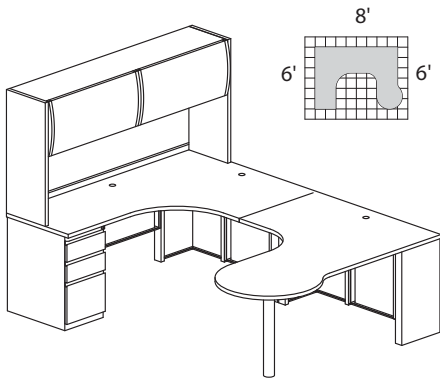


CSII TYPICAL #3

Consists of:

QTY.	MODEL NO.	DESCRIPTION	LIST PRICE EACH
1	C542	Corner Desk, 24"D x 42"W x 42"W x 24"D	2,190.00
1	C2471	Return 72 x 24" with One B/B/F	2,207.00
1	C2473	Return 72 x 24" with One F/F	2,421.00
1	C747	Flipper Door Overhead Unit, 72"W x 15"D x 36"H	2,237.00
1	C867	Fabric Tack Panel for Overhead, 69¼"W x 17"H	690.00

CST3 9,960.00

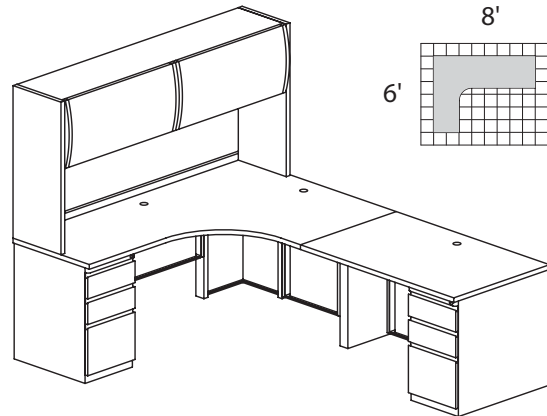


CSII TYPICAL #4

Consists of:

QTY.	MODEL NO.	DESCRIPTION	LIST PRICE EACH
1	C343R1	J Table 72"W x 48"D x 30"H, Return Right with One B/B/F	3,241.00
1	C483L	P Table 72"W x 48"D x 30"H, Return Left with Conference End	2,576.00
1	C747	Flipper Door Overhead Unit, 72"W x 15"D x 36"H	2,237.00
1	C867	Fabric Tack Panel for Overhead, 69¼"W x 17"H	690.00

CST4 8,743.00

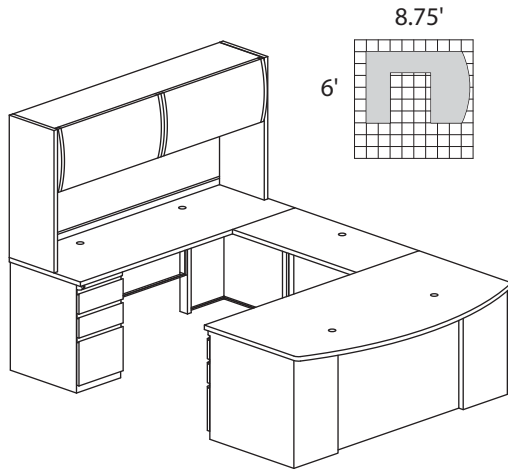


CSII TYPICAL #8

Consists of:

QTY.	MODEL NO.	DESCRIPTION	LIST PRICE EACH
1	C343R1	J Table 72"W x 48"D x 30", Return Right with One B/B/F	3,241.00
1	C2531	Return 48 x 30" with One B/B/F	2,165.00
1	C747	Flipper Door Overhead Unit 72"W x 15"D x 36"H	2,237.00
1	C867	Fabric Tack Panel for Overhead 69¼"W x 17"H	690.00

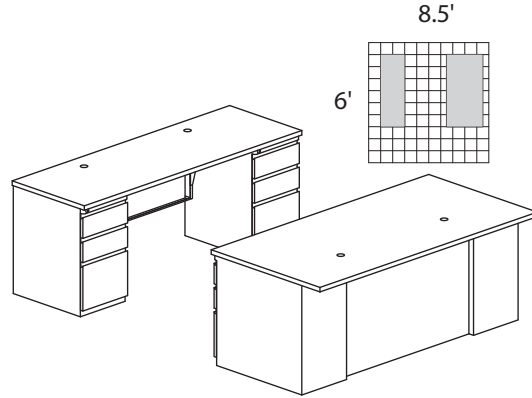
CST8 7,791.00



CSII TYPICAL #5

Consists of:

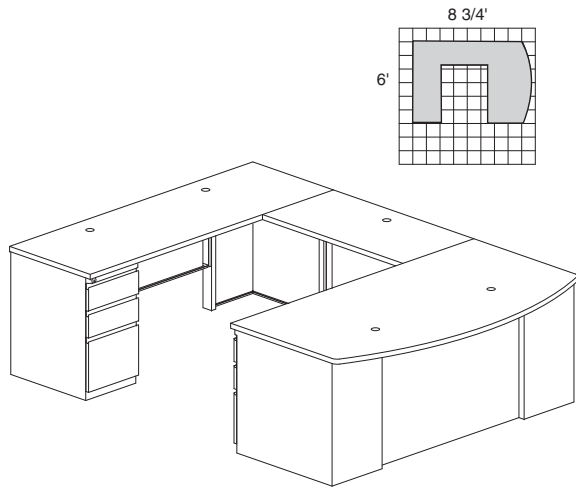
MODEL		LIST PRICE
QTY.	NO.	EACH
1	C1971	Bowfront Desk 72 x 39" with One B/B/F 2,860.00
1	C282T	Straight Bridge, 42 x 21" 742.00
1	C1171	Credenza 72 x 24" with One B/B/F 2,487.00
1	C747	Flipper Door Overhead Unit, 72"W x 15"D x 36"H 2,237.00
1	C867	Fabric Tack Panel for Overhead, 69 1/4"W x 17"H 690.00
CST5		9,016.00



CSII TYPICAL #7

Consists of:

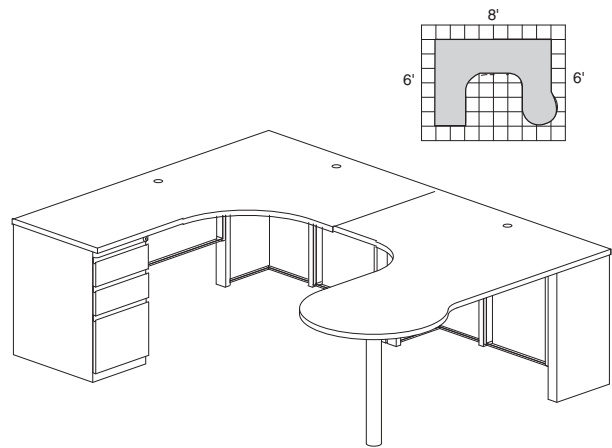
MODEL		LIST PRICE
QTY.	NO.	EACH
1	C1675	Desk 72 x 36" with One B/B/F and One F/F 3,399.00
1	C1172	Credenza 72" x 24" with Two B/B/F 3,437.00
CST7		7,076.00



CSII TYPICAL #9

Consists of:

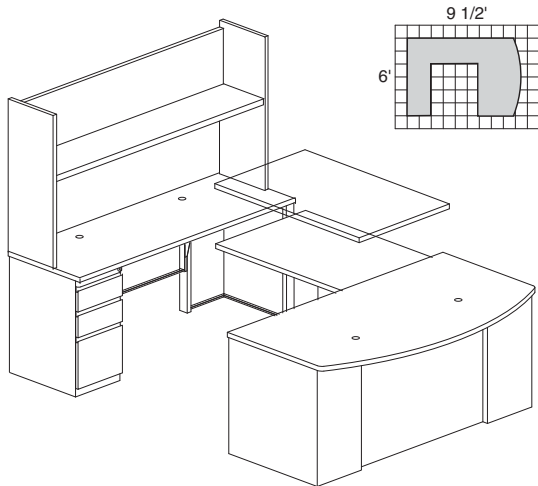
MODEL		LIST PRICE
QTY.	NO.	EACH
1	C1971	Bowfront Desk 72"W x 39"D with One B/B/F 2,860.00
1	C1171	Credenza 72"W x 24"D with One B/B/F 2,487.00
1	C282T	Straight Bridge, 42"W x 24"D 742.00
CST9		6,093.00



CSII TYPICAL #10

Consists of:

MODEL		LIST PRICE
QTY.	NO.	EACH
1	C343R1	J Table 72"W x 48"D x 30"D, Return Right with One B/B/F 3,241.00
1	C483L	P Table 72"W x 48"D x 30"D, Return Left w/Conference End 2,576.00
CST10		5,819.00

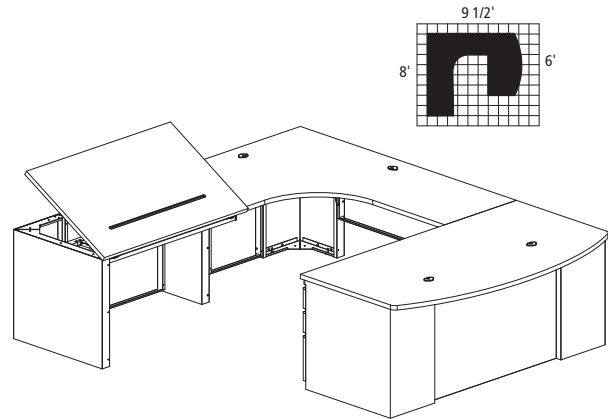


CSII TYPICAL #14

Consists of:

MODEL		LIST PRICE	
QTY.	NO.	DESCRIPTION	EACH
1	C1971	Bowfront Desk 72 x 39" with One B/B/F	2,860.00
1	C1171	Credenza 72 x 24" with One B/B/F	2,487.00
1	C48A	Height-Adjustable Bridge 48 x 24"	3,659.00
1	C777	Overhead Open Shelf, 72"W x 14"D x 36"H	1,266.00
1	C867	Fabric Tack Panel for Overhead, 69"W x 1/2"D x 17"H	690.00

CST14 11,430.00



CSII TYPICAL #24

Consists of:

MODEL		LIST PRICE	
QTY.	NO.	DESCRIPTION	EACH
1	C1971	Bowfront Desk 72 x 39" with One B/B/F	2,860.00
1	C343L6	J Table 72"W x 48"D x 30"D, Return Left	2,326.00
1	C48TR	Tilt Top Return Table 48 x 30"	2,152.00

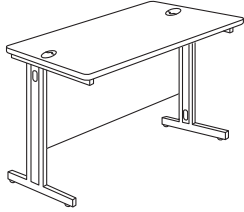
CST24 7,027.00

Communication Station® Freestanding Worktables

Safco® Products marketing materials are designed to be used as sales tools for our Dealer network.

FREESTANDING WORKTABLES

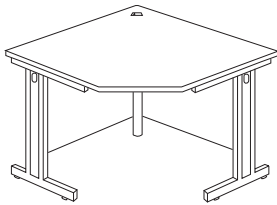
- Select Communication Station Freestanding Worktables for stand-alone applications are available
- Please refer back to the CSII™ section for all Desking accessories and storage features
- There is one wire management grommet at each end of 42", 48", 60" and 72" wide worktables and a wire port in each leg upright
- Modesty panel included. Legs are universal, left and right
- 24" deep worktables - Desk-height
- **Work surfaces available in CSII™ colors, see page 10 for Safco corporate Laminates and Paint colors or go to Safco website to view color swatches**



Model No.	Dimensions	Weight	List Price
243029	30"W x 24"D x 29½"H*	56	1,259.00
243629	36"W x 24"D x 29½"H*	62	1,339.00
244829	48"W x 24"D x 29½"H	76	1,593.00
246029	60"W x 24"D x 29½"H	91	1,747.00
247229	72"W x 24"D x 29½"H	107	1,960.00

*No grommet on 30" and 36" widths. 30" wide worktables will not accept any keyboard options

CORNER UNIT FOR 24" DEEP WORKSTATIONS



- Corner units can be used as freestanding worktables or as part of a larger configuration
- Connecting brackets included
- Grommet is provided at rear of unit
- Modesty panels are standard

Model No.	Dimensions	Weight	List Price
242229	42"W x 24"D x 29½"H	87	2,325.00

Resi® Benching (Dual-Sided Workstations)

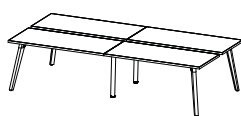
- Perfect for open office environments that allow workers to collaborate, yet have an individual workspace for a touchdown spot or permanent workstation
- Maple wood legs and Wilsonart Designer White high-pressure laminate tops, with coordinating PVC edgbanding, complement the entire Resi Collection of products and most work environments
- Steel understructure adds support and stability
- Available in 2-person, 4-person, or 6-person configuration
- Work surfaces: Rectangle - 1 1/8" HPL in Designer White with coordinating PVC edgbanding
- Surfaces 30 x 60" with 4" gap between tabletops for privacy panel and accessories



RES2BEN3060WHNA

Resi® 2-Person Benching NEW

Model No.	Description	Dimensions	Weight	List Price
RES2BEN3060	RESI 2-Person Benching 30X60			
RES2BEN3060WHNA	2-Person Benching Unit	60 x 64 x 30"	162	2,717.00



RES4BEN3060WHNA

Resi® 4-Person Benching NEW

Model No.	Description	Dimensions	Weight	List Price
RES4BEN3060	RESI 4-Person Benching 30X60			
RES4BEN3060WHNA	4-Person Benching Unit	120 x 64 x 30"	309	5,179.00



RES6BEN3060WHNA

Resi® 6-Person Benching NEW

Model No.	Description	Dimensions	Weight	List Price
RES6BEN3060	RESI 6-Person Benching 30X60			
RES6BEN3060WHNA	6-Person Benching Unit	180 x 64 x 30"	449	7,640.00

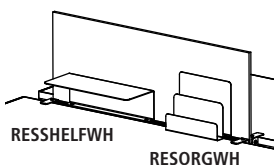
Resi® Privacy NEW

- Optional accessories include Privacy Divider, Clamp On Privacy Units, Steel Organizer and Shelf (ordered separately)
- Accessories that are functional yet don't clutter workspaces provides opportunity to add personal style and enhance efficiencies
- Adds privacy, cable management, and organization to personal workspaces located in open office environments
- Privacy PET Divider is made of polyester fiber and provides a visual barrier between workstations



RES42DUALPWH

Model No.	Description	Dimensions	Weight	List Price
RES42SINGPWH	Single-Sided Privacy Unit	47 1/2 x 6 1/2 x 6 3/4"	13	433.00
RES42DUALPWH	Dual-Sided Privacy Unit	47 1/2 x 7 1/2 x 6 3/4"	18	577.00
RES2042PPSL	PET Privacy Divider	42 x 1/2 x 20"	2.8	177.00



RESSHELFWH

RESORGWH

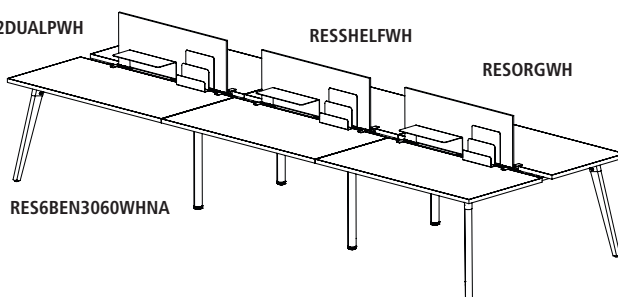
Accessories

Model No.	Description	Dimensions	Weight	List Price
RESSHELFWH	Steel Shelf Accessory	18 x 7 1/2 x 5 1/4"	9	138.00
RESORGWH	Steel Organizer Accessory	11 x 3 3/8 x 9 1/2"	4	115.00

RES42DUALPWH

RESSHELFWH

RESORGWH



RES6BEN3060WHNA

EVEN™ Assemblies (Dual-Sided Workstations)

- Can be purchased as BASE ONLY; or with Base and Work Surface complete assemblies
- Base - Steel powder coat - Silver Only
- Work surfaces: Rectangles - 1" TFL in Designer White or Driftwood or 1½" HPL with coordinating PVC edgbanding
- Surfaces standard with two cord drop cutouts
- Slat Wall - Painted Aluminum in Silver Only; Brackets included with optional panel toppers for added height and privacy
- 24" and 30" Deep surfaces in 48", 60" or 72" Widths; overall table height is 29"
- 200 lb. Maximum weight capacity uniformly distributed per workstation

2 - Workstations

Model No.	Description	Dimensions	1" TFL in Designer White or Driftwood List	Add "H" for 1½" HPL List	Add "BASE" for Base only List
LD1	Dual-Sided Starter - 24 x 48" (Each User)	48"D x 48"W	1,533.00	1,924.00	891.00
LD2	Dual-Sided Starter - 24 x 60" (Each User)	48"D x 60"W	1,648.00	2,064.00	903.00
LD3	Dual-Sided Starter - 24 x 72" (Each User)	48"D x 72"W	1,781.00	2,377.00	967.00
LD4	Dual-Sided Starter - 30 x 48" (Each User)	60"D x 48"W	1,815.00	2,422.00	950.00
LD5	Dual-Sided Starter - 30 x 60" (Each User)	60"D x 60"W	1,888.00	2,555.00	963.00
LD6	Dual-Sided Starter - 30 x 72" (Each User)	60"D x 72"W	2,082.00	2,736.00	981.00

4 - Workstations

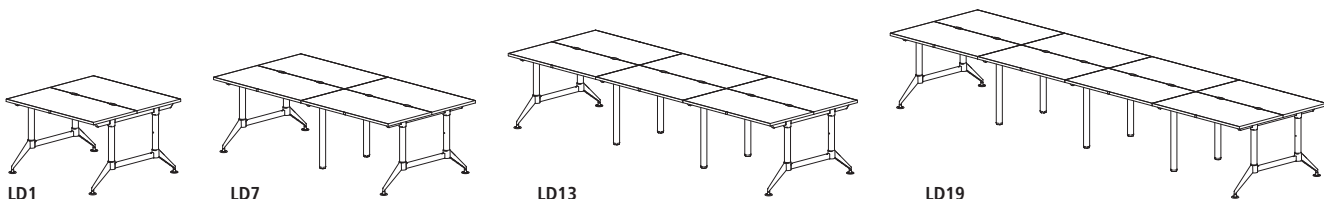
Model No.	Description	Dimensions	1" TFL in Designer White or Driftwood List	Add "H" for 1½" HPL List	Add "BASE" for Base only List
LD7	Dual-Sided Starter/Adder - 24 x 48" (Each User)	48"D x 96"W	2,594.00	3,376.00	1,311.00
LD8	Dual-Sided Starter/Adder - 24 x 60" (Each User)	48"D x 120"W	2,824.00	3,657.00	1,336.00
LD9	Dual-Sided Starter/Adder - 24 x 72" (Each User)	48"D x 144"W	3,095.00	4,288.00	1,375.00
LD10	Dual-Sided Starter/Adder - 30 x 48" (Each User)	60"D x 96"W	3,128.00	4,336.00	1,394.00
LD11	Dual-Sided Starter/Adder - 30 x 60" (Each User)	60"D x 120"W	3,275.00	4,601.00	1,421.00
LD12	Dual-Sided Starter/Adder - 30 x 72" (Each User)	60"D x 144"W	3,657.00	4,973.00	1,457.00

6 - Workstations

Model No.	Description	Dimensions	1" TFL in Designer White or Driftwood List	Add "H" for 1½" HPL List	Add "BASE" for Base only List
LD13	Dual-Sided Starter/ (2) Adders - 24 x 48" (Each User)	48"D x 144"W	3,650.00	4,821.00	1,725.00
LD14	Dual-Sided Starter/ (2) Adders - 24 x 60" (Each User)	48"D x 180"W	4,003.00	5,253.00	1,773.00
LD15	Dual-Sided Starter/ (2) Adders - 24 x 72" (Each User)	48"D x 216"W	4,409.00	6,202.00	1,831.00
LD16	Dual-Sided Starter/ (2) Adders - 30 x 48" (Each User)	60"D x 144"W	4,432.00	6,246.00	1,829.00
LD17	Dual-Sided Starter/ (2) Adders - 30 x 60" (Each User)	60"D x 180"W	4,660.00	6,654.00	1,878.00
LD18	Dual-Sided Starter/ (2) Adders - 30 x 72" (Each User)	60"D x 216"W	5,237.00	7,209.00	1,940.00

8 - Workstations

Model No.	Description	Dimensions	1" TFL in Designer White or Driftwood List	Add "H" for 1½" HPL List	Add "BASE" for Base only List
LD19	Dual-Sided Starter/ (3) Adders - 24 x 48" (Each User)	48"D x 192"W	4,705.00	6,265.00	2,137.00
LD20	Dual-Sided Starter/ (3) Adders - 24 x 60" (Each User)	48"D x 240"W	5,181.00	6,848.00	2,207.00
LD21	Dual-Sided Starter/ (3) Adders - 24 x 72" (Each User)	48"D x 288"W	5,727.00	8,116.00	2,292.00
LD22	Dual-Sided Starter/ (3) Adders - 30 x 48" (Each User)	60"D x 192"W	5,736.00	8,152.00	2,269.00
LD23	Dual-Sided Starter/ (3) Adders - 30 x 60" (Each User)	60"D x 240"W	6,048.00	8,704.00	2,341.00
LD24	Dual-Sided Starter/ (3) Adders - 30 x 72" (Each User)	60"D x 288"W	6,822.00	9,447.00	2,423.00



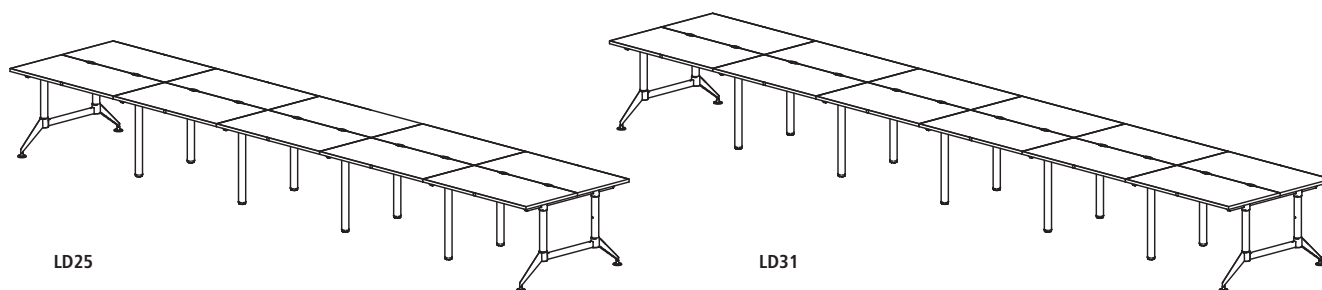
EVEN™ Assemblies (Dual-Sided Workstations) continued

10 - Workstations

Model No.	Description	Dimensions	1" TFL in Designer White or Driftwood List	Add "H" for 1 1/8" HPL List	Add "BASE" for Base only List
LD25	Dual-Sided Starter/ (4) Adders - 24 x 48" (Each User)	48"D x 240"W	5,759.00	7,710.00	2,551.00
LD26	Dual-Sided Starter/ (4) Adders - 24 x 60" (Each User)	48"D x 300"W	6,361.00	8,442.00	2,644.00
LD27	Dual-Sided Starter/ (4) Adders - 24 x 72" (Each User)	48"D x 360"W	7,044.00	10,030.00	2,750.00
LD28	Dual-Sided Starter/ (4) Adders - 30 x 48" (Each User)	60"D x 240"W	7,039.00	10,061.00	2,705.00
LD29	Dual-Sided Starter/ (4) Adders - 30 x 60" (Each User)	60"D x 300"W	7,434.00	10,757.00	2,800.00
LD30	Dual-Sided Starter/ (4) Adders - 30 x 72" (Each User)	60"D x 360"W	8,404.00	11,687.00	2,905.00

12- Workstations

Model No.	Description	Dimensions	1" TFL in Designer White or Driftwood List	Add "H" for 1 1/8" HPL List	Add "BASE" for Base only List
LD31	Dual-Sided Starter/ (5) Adders - 24 x 48" (Each User)	48"D x 288"W	6,814.00	9,157.00	2,962.00
LD32	Dual-Sided Starter/ (5) Adders - 24 x 60" (Each User)	48"D x 360"W	7,537.00	10,037.00	3,079.00
LD33	Dual-Sided Starter/ (5) Adders - 24 x 72" (Each User)	48"D x 372"W	8,363.00	11,944.00	3,205.00
LD34	Dual-Sided Starter/ (5) Adders - 30 x 48" (Each User)	60"D x 288"W	8,343.00	11,970.00	3,143.00
LD35	Dual-Sided Starter/ (5) Adders - 30 x 60" (Each User)	60"D x 360"W	8,819.00	12,806.00	3,258.00
LD36	Dual-Sided Starter/ (5) Adders - 30 x 72" (Each User)	60"D x 372"W	9,987.00	13,923.00	3,387.00



EVEN™ Standing-Height Workstations

Safco® Products marketing materials are designed to be used as sales tools for our Dealer network.

EVEN™ Assemblies (Dual-Sided Standing-Height Workstations)

- Can be purchased as BASE ONLY; or with Base and Work Surface complete assemblies
- Base - Steel powder coat - Silver Only
- Work surfaces: Rectangles - 1" TFL in Designer White or Driftwood or 1½" HPL with coordinating PVC edgebanding
- Surfaces standard with two cord drop cutouts
- Slat Wall - Painted Aluminum in Silver Only; Brackets included with optional panel toppers for added height and privacy
- 24" and 30" Deep surfaces in 48", 60" or 72" Widths; overall table height is 42"
- 200 lb. Maximum weight capacity uniformly distributed per workstation

2 - Standing-Height Workstations

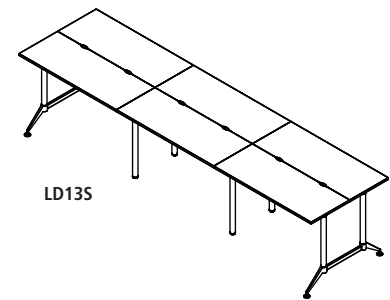
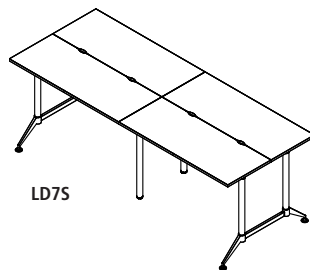
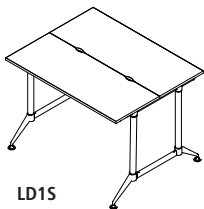
Model No.	Description	Dimensions	1" TFL in Designer White or Driftwood List	Add "H" for 1½" HPL List	Add "BASE" for Base only List
LD1S	Dual-Sided Starter - 24 x 48" (Each User)	48"D x 48"W	1,659.00	2,052.00	1,006.00
LD2S	Dual-Sided Starter - 24 x 60" (Each User)	48"D x 60"W	1,693.00	2,194.00	1,029.00
LD3S	Dual-Sided Starter - 24 x 72" (Each User)	48"D x 72"W	1,909.00	2,507.00	1,047.00
LD4S	Dual-Sided Starter - 30 x 48" (Each User)	60"D x 48"W	1,945.00	2,548.00	1,102.00
LD5S	Dual-Sided Starter - 30 x 60" (Each User)	60"D x 60"W	2,017.00	2,682.00	1,124.00
LD6S	Dual-Sided Starter - 30 x 72" (Each User)	60"D x 72"W	2,207.00	2,864.00	1,144.00

4 - Standing-Height Workstations

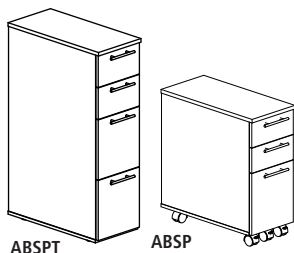
Model No.	Description	Dimensions	1" TFL in Designer White or Driftwood List	Add "H" for 1½" HPL List	Add "BASE" for Base only List
LD7S	Dual-Sided Starter/Adder - 24 x 48" (Each User)	48"D x 96"W	2,737.00	3,520.00	1,479.00
LD8S	Dual-Sided Starter/Adder - 24 x 60" (Each User)	48"D x 120"W	3,054.00	3,800.00	1,528.00
LD9S	Dual-Sided Starter/Adder - 24 x 72" (Each User)	48"D x 144"W	3,237.00	4,431.00	1,561.00
LD10S	Dual-Sided Starter/Adder - 30 x 48" (Each User)	60"D x 96"W	3,272.00	4,479.00	1,559.00
LD11S	Dual-Sided Starter/Adder - 30 x 60" (Each User)	60"D x 120"W	3,418.00	4,744.00	1,604.00
LD12S	Dual-Sided Starter/Adder - 30 x 72" (Each User)	60"D x 144"W	3,800.00	5,114.00	1,646.00

6 - Standing-Height Workstations

Model No.	Description	Dimensions	1" TFL in Designer White or Driftwood List	Add "H" for 1½" HPL List	Add "BASE" for Base only List
LD13S	Dual-Sided Starter/ (2) Adders - 24 x 48" (Each User)	48"D x 144"W	3,857.00	5,031.00	1,826.00
LD14S	Dual-Sided Starter/ (2) Adders - 24 x 60" (Each User)	48"D x 180"W	4,338.00	5,460.00	1,898.00
LD15S	Dual-Sided Starter/ (2) Adders - 24 x 72" (Each User)	48"D x 216"W	4,622.00	6,411.00	1,955.00
LD16S	Dual-Sided Starter/ (2) Adders - 30 x 48" (Each User)	60"D x 144"W	4,640.00	6,452.00	1,933.00
LD17S	Dual-Sided Starter/ (2) Adders - 30 x 60" (Each User)	60"D x 180"W	4,870.00	6,862.00	1,965.00
LD18S	Dual-Sided Starter/ (2) Adders - 30 x 72" (Each User)	60"D x 216"W	5,448.00	7,416.00	2,060.00



SKINNY PEDESTAL



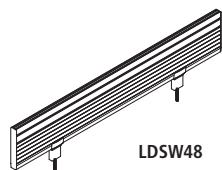
Model No.	Description	Dimensions	Weight	List Price
ABSP	Skinny Pedestal	10¾"W x 23"D x 24½"H	53	588.00
ABSPT	Skinny Pedestal (Tall)	10¾"W x 23"D x 38½"H	82	763.00

- Front 3 casters are 2" high locking casters
- Available in Driftwood only




Slat Wall

- Silver painted aluminum slat wall, Black end caps and 2 mounting brackets (Silver)



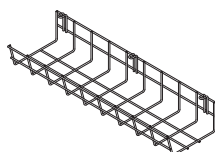
Model No.	Description	Dimensions	List Price
LDSW48	Slatwall Divider for 48"W Workspace	47"W x 10¾"H x 1¼"D	279.00
LDSW60	Slatwall Divider for 60"W Workspace	59"W x 10¾"H x 1¼"D	328.00
LDSW72	Slatwall Divider for 72"W Workspace	71"W x 10¾"H x 1¼"D	375.00

Slat Wall Accessories



Model No.	Description	Dimensions	List Price
LDFH1	Folder/Paper Sorter Tray	6¾"W x 6¾"H x 6½"D	76.00
LDFH2	Phone/Tablet Support Tray	7"W x 3½"H x 8½"D	76.00
LDPHS	Pencil Holder	4"W x 4¼"H (6" overall H) x 3¼"D	47.00

Wire Management Baskets



Model No.	Description	Dimensions	List Price
LDWB18	Steel powder coated 18" Wire Management Basket	18" W x 5½" D x 3¾" H	150.00
LDWB24	Steel powder coated 24" Wire Management Basket	24" W x 5½" D x 3¾" H	159.00

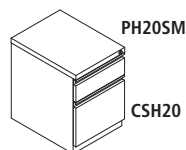
Power Data Module



Model No.	Description	Dimensions	List Price
EZTMM	White - Tabletop Power/Data Module 1 Dual Charging USB, 1 Open Data Port 2 power outlets, 72" Cord grounded plug.	3¾" x 3¾" x 2" H	704.00

Steel Mobile Pedestals

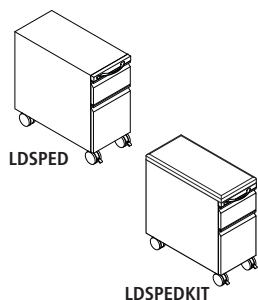
- Full width drawer pull
- Locks standard with core removable locks
- Full extension precision ball-bearing slides
- Hidden casters
- File drawers accommodate letter-size files
- Optional faux Black leather cushion available transform pedestal into a seat (adds 2" to height)
- Available in Black-S5 and Silver-HK5



Model No.	Description	List Price
PH20SM	Box/File Mobile Pedestal, 15"W x 20"D x 21¼"H	625.00
CSH20	Cushion for 20"D Pedestal (faux Black leather)	332.00

Steel Mobile Mini Pedestals

Cushion for Steel Mobile Mini Pedestal



- Available in Black-S5, Gray-P5 and White-G5
- Cushion available to transform pedestal into a seat. Available in Charcoal color fabric only
- Cushion attaches with Velcro® to the top of the mini pedestal

Model No.	Description	List Price
LDSPEDS5	Steel Mobile Mini Ped, 10½"W x 22"D x 21"H, Black	555.00
LDSPEDP5	Steel Mobile Mini Ped, 10½"W x 22"D x 21"H, Gray	555.00
LDSPEDG5	Steel Mobile Mini Ped, 10½"W x 22"D x 21"H, White	555.00
LDSPEDKITS5	Steel Mini Pedestal - Black, with Charcoal Cushion color fabric Only	658.00
LDSPEDKITP5	Steel Mini Pedestal - Gray, with Charcoal Cushion color fabric Only	658.00
LDSPEDKITG5	Steel Mini Pedestal - White, with Charcoal Cushion color fabric Only	658.00

Power and Data & Handle Options

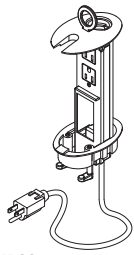
Safco® Products marketing materials are designed to be used as sales tools for our Dealer network.

All Power and Data Modules easily field install into Desk and conference table tops, providing a combination of power outlets and data jacks.

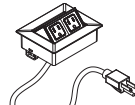
- Templates for field installation are included with each power module
- EZSCK available in Black, Silver and White
- Data jacks / couplers not included



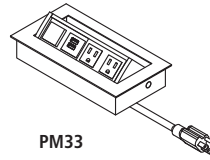
Model No.	Description	Dimensions	Weight	List Price
PMR22	Power and Data Module with 2 Power and 2 Data Outlets (Black)	3"W x 4½"D x 8"H	2	319.00
PM20	Power Module with 2 Power Outlets (Black)	5½"W x 4¼"D	2	496.00
PM33	Power and USB Module with 2 Power and 2 USB Outlets (Silver or Black)	8¼"W x 4½"D	4	1,034.00
EZSCK	Flush Module with 2 power receptacles, 2 USB connectors and 108" plug-in cord	5¼"W x 2"D	6	734.00



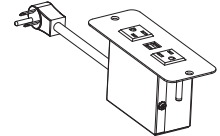
PMR22



PM20



PM33



EZSCK

GROMMET OPTIONS



- All grommets are field installed

Model No.	Description	Dimensions (Face Plate)	Weight	List Price
F740	Recommended for Desk Tops (Black, Taupe, Ice Gray or Warm Gray)	2¼"W x 2½"D	1	39.00
GMT1	Recommended for Conference Table and Desk Tops (Black)	3½"W x 2"D	1	42.00
GMT2	Recommended for Conference Tabletops (Black)*	6¼"W x 3¼"D	1	42.00
REALS099	Recommended for Conference Tabletops (Silver)*	6¼"W x 3¼"D	1	43.00
REALS100	Recommended for Conference Table and Desktops (Silver)	2½"D	1	43.00

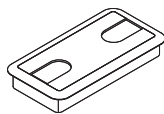
* Is not recommended for Corsica® Conference Tabletops



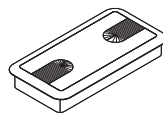
F740



GMT1



GMT2



REALS099



REALS100



REALS104



REALS276

HANDLE OPTION FOR DESKS AND STORAGE SERIES



Model No.	Description	Dimensions	Finish	List Price
REALS010	Napoli®*	7"W, with 6¼" Center	Satin Nickel	32.00
REALS011	Napoli®*	7"W, with 6¼" Center	Black	32.00
REALS191	Aberdeen®, Sorrento*	7"W, with 5" Center	Satin Nickel	32.00
REALS285	Aberdeen®, Sorrento*	6½"W, with 5" Center	Satin Nickel	39.00

*Limited quantities available.



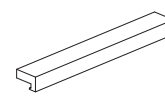
REALS010



REALS011



REALS191



REALS285



There are many features to consider when selecting the perfect chair to suit your needs. The following symbols will help you choose the features that are right for you. These symbols are used throughout this pricer to help quickly identify each chair's features. The descriptions of the features shown are meant to be general explanations. The actual functions of the features may vary slightly between chair series.



Seat Height Adjustment

Quick and easy adjustment regulates height of chair relative to the floor.



Back Height Adjustment

Simple lift motion positions lumbar support within a fixed range to alleviate back stress.



Seat Depth Adjustment

Positions chair back relative to seat reproducing pressure on the buttocks and thighs for both taller and shorter users.



Seat Glide Mechanism

Seat cushion travels forward and back, then locks into position.



360° Swivel

Chair rotates a full 360° in either direction for ease of motion. Standard on every executive and task chair.



Tilt

Pivot point located directly above center of chair base (White dot indicates pivot point).



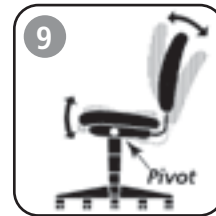
Mid-Range Knee Tilt

Pivot point located slightly ahead of center of chair base (White dot indicates pivot point). Allows user to recline at a slightly more relaxed angle than conventional center tilt.



Side Tension

Controls rate and ease with which chair reclines to different weight and strength of users.



Weight Sensitive Mechanism

Adjusts seat and back angles by sensing the user's body weight and reclines accordingly.



Dual-Action Tilt

Back reclines at a 2-to-1 ratio to seat angle. Allows user to recline while keeping seat cushion relatively level to floor (White dot indicates pivot point).



Tilt Tension

Controls rate and ease with which chair reclines to different weight and strength of users.



Tilt Lock

Locks tilt function when chair is in upright position.



Posture Lock

Back angle adjusts independently of seat, and can be locked in an infinite number of positions within a fixed range.



Multi-Task Control

Adjusts seat and back angles with a single lever (infinite number of positions within a fixed range).



Asynchronous Control

Three levers modify:

- Angle of back relative to seat
- Tilt (free float or infinite locking within a fixed range)
- Forward tilt (for keyboard intensive applications)



Dual-Clutch Posture Control

Adjusts seat and back angles independently with two levers for infinite number of positions within a fixed range (White dot indicates pivot point).




Variable Synchro-Tilt

Back reclines at a 2-to-1 ratio to seat. Chair can tilt freely, or lock in five positions. "Forward angle" control provides an extra 6° in the range of motion.



Inverse Synchro-Tilt

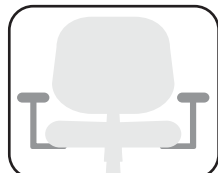
With automatic tension control operation for better circulation. "Zero tilt" seat front helps keep feet on the floor when reclining. Tilt lever controls range of motion.



Integral Lumbar Support

Easily adjust to enhance comfort.

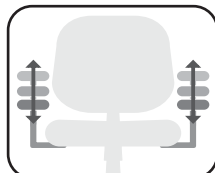
Arm Options



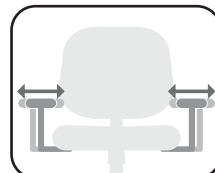
Fixed Position Arms



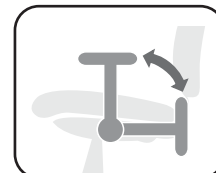
Loop Arms



Adjustable-Height Arms



Adjustable-Width Arms



Breakaway Arms

Seating - Fabric Grade Program

Safco® Products marketing materials are designed to be used as sales tools for our Dealer network.

GRADE 01

BANGLE - Momentum

BE01 CORK
BE02 GRANITE
BE03 BALTIC
BE04 ORCHID
BE05 TEAK
BE06 SUEDE
BE07 SABLE

BENDAY - CULP

BN01 CHALK
BN02 TIMBER
BN03 BEACHGRASS
BN04 SCAMPI
BN05 RIVER
BN06 NEWSPRINT

CITY PARK - CULP

CP01 BIRCH BARK
CP02 CORK
CP03 WALNUT
CP04 KIWI
CP05 MARIGOLD
CP06 TOMATO
CP07 BLUE MOON
CP08 STEELY GRAY
CP09 DOMINO

DILLON - CULP

DL01 LUGGAGE
DL02 BUFF
DL03 JAVA
DL04 SAGE
DL05 FIESTA
DL06 LIPSTICK
DL07 OCEAN
DL08 STRATUS
DL09 Black
DL10 RECYCLED LEATHER

EXPO - Momentum

EX01 LATTE
EX02 LEMON
EX03 OASIS
EX04 SPROUT
EX05 LEAF
EX06 ZEST
EX07 SKY
EX08 SPIRIT
EX09 FESTIVE
EX10 RASPBERRY
EX11 VIOLA
EX12 FOG
EX13 TUXEDO

FINE TUNE - CULP

FT01 LUNA
FT02 WHEAT
FT03 COCOA
FT04 HERB
FT05 TANGELO
FT06 RUBY
FT07 INDIGO
FT08 ASH
FT09 ONYX

FUSE - Momentum

FS01 PEPPER
FS02 CARMINE

FS03 WALNUT
FS04 CRESS
FS05 LUNAR
FS06 MOREL
FS07 AZUREAN

HABIT - Momentum

HT01 KINDLE
HT02 ASPEN
HT03 DUNE
HT04 SALT
HT05 PIER
HT06 BLUEPRINT
HT07 TAILOR

HIGH COTTON - CULP

HC01 KHAKI
HC02 COFFEE
HC03 EVERGREEN
HC04 CORDOVAN
HC05 STEEL

INSIGHT - Momentum

IN04 EGGPLANT
IN05 PORT
IN06 BLOND
IN07 FOSSIL
IN08 MIDNIGHT
IN10 PERIWINKLE
IN11 REAL RED
IN12 SUMMIT
IN13 EBONY
IN14 WASABI
IN15 BARK
IN16 SHALE
IN17 PEPPER

ORIGIN - Momentum

OR01 ECO
OR03 SAPPHIRE
OR04 INDIGO
OR05 SODALITE
OR07 AMETHYST
OR09 GARNET
OR10 SYSTEM
OR11 IRON
OR12 STEEL
OR13 JET
OR14 AVALON
OR15 MIKAN
OR16 MALT
OR17 TWINE
OR18 CLAY
OR19 GAIA
OR20 EUREKA

PERK - Momentum

PE01 PATRIOT
PE02 SESAME
PE03 CEDAR
PE04 DIJON
PE05 PEWTER
PE06 CABANA
PE07 AUBURN
PE08 CRIMSON
PE09 WALNUT
PE10 REGAL
PE11 FLINT
PE12 EBONY

SYNTAX - Momentum

SX01 CAMEL
SX02 PLANT
SX03 TURQUOISE
SX04 FLARE
SX05 SHALE
SX06 PEWTER
SX07 NECTAR
SX08 TIGER EYE
SX09 COCOA
SX10 HUDSON
SX011 STEEL
SX012 ASPHALT
SX013 CARMINE

VINYL - Enduralex

VN01 FOREST GREEN
VN03 ALASKAN NIGHT
VN04 ROYAL BLUE
VN07 BORDEAUX
VN08 ROYAL RED
VN12 MOONBEAM
VN15 CHESTNUT
VN16 ST. THOMAS DUSK
VN17 DOVE
VN18 Black
VN19 SNOW White
VN21 OCEAN STORM
VN25 CAPPUCCINO

WINSLOW - CULP

WI01 PUTTY
WI02 FUDGE
WI03 BLAZE
WI04 DEEP RED
WI05 BLUE CHIP
WI06 MINERAL
WI07 JET

GRADE 02

BEELINE VINYL - Momentum

BL01 PORTOBELLO
BL02 GEYSER
BL03 CORK
BL04 FORGE
BL05 CANVAS
BL06 FORGE
BL07 NIMBUS
BL08 OAT
BL09 ORIOLE
BL10 PARADE
BL11 SPROUT
BL12 SUNDANCE
BL13 TIDAL
BL14 WALNUT

CANTER - Momentum

CE01 ANCHO
CE02 SAND
CE03 SADDLE
CE04 CHESTNUT
CE05 EARTH
CE06 SAFARI
CE07 ALFALFA
CE09 NIGHT
CE10 MICA
CE12 SABLE
CE13 ONYX
CE14 IRON

CE15 NIMUS
CE16 SUMAC
CE17 STORM
CE18 ADOBE
CE19 BALLAD
CE30 INK
CE31 KIWI GREEN
CE34 PINE
CE37 QUARRY
CE38 RED
CE41 TANGO

CANYON - Douglass

CA02 CORDOVAN
CA04 GREYSTONE
CA05 MUDSLIDE
CA06 NIGHTFALL
CA07 NUGGET
CA08 NUTMEG
CA09 PUMPKIN
CA10 RED ROCK
CA11 OATMEAL
CA12 DEVON
CA13 PAVEMENT
CA14 ATLANTIC
CA15 RUSTIC

COVER CLOTH

CC01 PLATINUM
CC04 CYAN
CC03 SORREL
CC14 TAIGA
CC08 TAUPE
CC05 ZEST
CC15 FUCHSIA
CC16 DELFT
CC12 INDIGO
CC13 GRAPHITE
CC09 VESPER

CURRENT - Momentum

CU01 BIRCH
CU02 PECAN
CU03 MOSS
CU04 ESPRESSO

DOTCOM VINYL - Culp

DM01 NUDE
DM02 White
DM03 FAWN
DM04 COLA
DM05 COIN
DM06 Black
DM07 GRAY
DM08 PLATINUM
DM09 BATIK
DM10 RIVER
DM11 LAWN
DM12 HONEY
DM13 CINNABAR
DM14 CLAY

ENDURANCE EPU

EN01 BISQUE
EN02 TOBACCO
EN03 CASCADE
EN04 DOVE
EN05 SMITH
EN06 AZURE
EN07 SEED
EN08 SPROUT

EN09 BLUEBELL
EN10 LICHEN
EN11 COPPER
EN12 LAPIS
EN13 PAPRIKA
EN14 PLUM
EN15 JETTY
EN16 CHERRY
EN17 INK
EN18 CLARET

EPIC - Momentum

EP01 PEARL
EP02 KIWI
EP03 AZURE
EP04 SLICE

FREE - Momentum

FR01 PLATINUM
FR02 EVENING
FR03 PEARL
FR04 ORBIT

GROOVE EPU

GR01 CALM
GR02 BEACH
GR03 ARCHIVE
GR04 SURPLUS
GR05 STONE
GR06 INTENSE

HATHAWAY VINYL - Culp

HY01 APPLE
HY02 AQUA
HY03 CAFE
HY04 DESERT
HY05 ELECTRIC BLUE
HY06 FIRE
HY07 FOG
HY08 GRAPE
HY09 LEMON
HY10 MAROON
HY11 NAVY
HY12 NICKEL
HY13 OCEAN
HY14 ONYX
HY15 RASPBERRY
HY16 ROOT BEER
HY17 SMOKY
HY18 TANGERINE
HY19 White

INFINITY - Momentum

IY01 STUCCO
IY02 DOVE
IY03 PUMICE
IY04 LEMONGRASS
IY05 VANILLA
IY06 LINKS
IY07 SABLE
IY08 BARLEY
IY09 ATOLL
IY10 MAIZE
IY11 VINE
IY12 RINSE
IY13 ASTER
IY14 PAPAYA
IY15 BEYOND
IY16 MACINTOSH
IY17 BERRY

IY18 HYACINTH
IY19 ALUMINUM
IY20 TYRIAN
IY21 TERRAIN
IY22 UMBER
IY23 GULL
IY24 PEWTER
IY25 JAVA
IY26 GRAPHITE

KNACK - Momentum

KN01 TEAK
KN02 WAVE
KN03 FRESCO
KN04 FILAMENT

LINEUP - Momentum

LI01 SANDSTONE
LI02 FERN
LI03 BALTIC
LI04 SPICE
LI05 PEWTER

MARATHON - Momentum

MN01 POLLEN
MN02 SPRITE
MN03 OATS
MN04 WREN
MN05 OZ
MN06 CURRY
MN07 FLAX
MN08 HERB
MN09 CARVEL
MN10 MARIGOLD
MN11 FOLIAGE
MN12 CYAN
MN13 ALERT
MN14 LANTERN
MN15 VIVACIOUS
MN16 FLOURITE
MN17 RAIN
MN18 TOILE
MN19 CHILI
MN20 DEEP
MN21 CLAY
MN22 SUNSET
MN23 TINT
MN24 VIOLET
MN25 RIDGE
MN26 ARBOR
MN27 PINOT
MN28 STORM
MN29 NOIR
MN30 CLOVE

MILLENNIUM - Momentum

MM01 CLEAN
MM02 ELECTRIC
MM03 CRISP
MM04 SPARK
MM05 ZINC
MM06 NECTAR
MM07 PERIDOT
MM08 PLATEAU
MM09 SAFARI
MM10 COPPER
MM11 PYRITE
MM12 POOL
MM13 VOYAGE
MM14 AGLOW

MM15 CASCADE
MM16 THRILL
MM17 ORCHID
MM18 COASTAL
MM19 TANZANITE
MM20 AMBER
MM21 SAPPHIRE
MM22 STEEL
MM23 ANCHOR
MM24 MONUMENT
MM25 CAVERN
MM26 CERISE
MM27 MOCHA
MM28 GEODE
MM29 ONYX

ODYSSEY - Momentum

OY01 SKIM
OY02 SMITH
OY03 LINEN
OY04 DIJON
OY05 EMERALD
OY06 CRAFT
OY07 LIVELY
OY08 INLET
OY09 CRUISE
OY10 KISS
OY11 PRIMARY
OY12 WESTERN
OY13 AMP
OY14 MARITIME
OY15 INK
OY16 SANGRIA
OY17 CAPTAIN
OY18 TINGE
OY19 NETTLE
OY20 OLIVER
OY21 BREEZE
OY22 CEDAR
OY23 FOSSIL
OY24 RUE
OY25 ALLOY
OY26 ROAST
OY27 OPAQUE
OY28 CARBON
OY29 EGGPLANT
OY30 IRIS

PERSUASION - Douglass

PR02 AUBERGINE
PR04 BEET
PR05 BISQUE
PR06 BLUEBERRY
PR07 BUTTERSOTCH
PR08 CAFÉ
PR09 CHIFFON
PR10 CHINA RED
PR11 CITRONELLA
PR12 CURRY
PR14 IRON
PR15 JALAPENO
PR16 MAIZE
PR17 MATADOR
PR18 MERIDIAN
PR19 ONYX
PR21 PUMPERNICKEL
PR22 SAND
PR24 MINK
PR25 LIMON
PR26 BADGER

PR27 OTTER
PR28 TIGERLILY
PR29 CONCRETE
PR30 PEAPOD
PR31 SKY DIVE
PR32 CORTEZ

PHOENIX VINYL - Douglass

PH03 CAVIAR
PH04 CHOCOLATE CHIP
PH05 CHUTNEY
PH06 DRIZZLE
PH07 FOG
PH09 OCHRE
PH10 OUTBACK
PH11 RUBY
PH12 SNOWFLAKE
PH13 WILLOW
PH14 ROPE
PH15 CHERRY
PH16 CHESTNUT
PH17 POSEIDON
PH18 RHINO

PROPENSITY - Moment

PP01 CLOUD 9
PP02 AMBER
PP03 MUSHROOM

SOLITAIRE

SR01 DOVE
SR02 AZTEC
SR03 PUMICE
SR04 SMITH
SR05 TINSEL
SR06 CYAN
SR07 EMERALD
SR08 DERBY
SR09 PEEL
SR10 VIOLET
SR11 POPPY
SR12 LAPIS
SR13 GALENA
SR14 JUBILEE
SR15 CADET
SR16 ONYX

TRADITION - Momentum

TN01 SOY
TN02 GRAIN
TN03 SUN
TN04 SPROUT
TN05 ASH
TN06 MILLER
TN07 LATTE
TN08 FROND
TN09 KELLY
TN10 FLIRT
TN11 SOAR
TN12 TANGO
TN13 ISLE
TN14 PEEL
TN15 CLASS
TN16 JAZZ
TN17 SPICED
TN18 WASH
TN19 THEATER
TN20 STERLING
TN21 MIST
TN22 PLATED
TN23 REGAL

TN24 WELD
TN25 BRANCH
TN26 DISTANT
TN27 SLY
TN28 MALBEC
TN29 HIDDEN

VIA - Momentum

VI01 CORNSILK
VI02 KHAKI
VI03 SLATE
VI04 FELDSPAR
VI05 CAYENNE

VIBE - Douglass

VB01 ALCHEMY
VB02 BALLPOINT
VB04 BOMBAY BLUE
VB06 CITYSCAPE
VB07 CLEMENTINE
VB08 CLOVER
VB09 COCOA
VB10 CORNSILK
VB11 FLAX
VB12 GRASSHOPPER
VB13 INDIAN SUMMER
VB14 IRISH LINEN
VB15 MUSHROOM
VB17 SUNSET
VB18 HAMMOCK
VB19 KERNEL
VB20 YUKON
VB21 SORBET
VB22 GRAPEVINE
VB23 LIME
VB24 CORNERSTONE
VB25 MERMAID
VB26 ANCHOR

WHISPER - Douglass

WH01 SISAL
WH02 KHAKI
WH03 CAMEL
WH04 White
WH05 BONE
WH06 CAPPUCCINO
WH07 LUGGAGE
WH08 GRAVEL
WH09 ANTELOPE
WH10 ELEPHANT
WH11 CAVERN MOSS
WH12 GREEN TEA
WH13 FOREST
WH14 LODEN
WH15 ANTHRACITE
WH16 PATINA
WH17 CERULEAN
WH18 NAVY
WH19 CINNAMON
WH20 SALSA
WH21 BORDEAUX
WH22 MERLOT
WH23 CHARCOAL
WH24 Black
WH25 NIGHTSHADE
WH26 Cashew
WH27 Espresso
WH28 Cognac
WH29 Sangre

GRADE 03

AMUSE - Momentum

AM01 QUARTZ
AM02 ADMIRAL
AM03 ALLOY

AVENUE - Momentum

AV01 CARBON
AV02 GARDEN
AV03 SALSA

BEEP - Momentum

BP01 PONTOON
BP02 FLAX
BP03 FURNACE
BP04 BRIDGE
BP05 GREENLIGHT
BP06 STEEL
BP07 JET

BOBBY - Momentum

BY01 AQUA
BY02 LEMON
BY03 MOSS
BY04 IRIS
BY05 GLOW
BY06 FUCHSIA
BY07 ANCHOR

CLANG - Momentum

CL01 MALT
CL02 FLINT
CL03 CRESS
CL04 CLOVE
CL05 CLARET
CL06 RAVEN

COVER CLOTH - Momentum

CC01 PLATINUM
CC02 OAT
CC03 SORREL
CC04 CYAN
CC05 ZEST
CC06 SAVOR
CC07 BOUQUET
CC08 TAUPE
CC09 VESPER
CC10 FLAME
CC11 HICKORY
CC12 INDIGO
CC13 GRAPHITE

EON - Momentum

EO01 ARENA
EO02 GOLDMINE
EO03 FIRE
EO04 MINERAL
EO05 GROVE
EO06 COVE

EO07 HUMID
EO08 ASCENSION
EO09 OMEGA
EO10 BLAZE
EO11 MYSTERY
EO12 TYPOGRAPHIC
EO13 SPROUT
EO14 FRESHWATER
EO15 BLAZE

FAUX FELT - Momentum

FF01 STONE
FF02 PUMICE
FF03 POOL
FF04 BERRY
FF05 PEBBLE
FF06 QUAIL
FF07 VIBRANT
FF08 SPROUT
FF09 LAGOON
FF10 BARK
FF11 CORAL
FF12 FLANNEL
FF13 CHARCOAL
FF14 GRAPHITE

FAUX MO - Momentum

FM01 LIMON
FM02 SHELL
FM03 STONE
FM04 WHEAT
FM05 NICKEL
FM06 POPPY
FM07 BARK
FM08 SKY
FM09 OAT
FM10 GRASS
FM11 LAPIS
FM12 SAPPHIRE
FM13 CHARCOAL

GRID - Momentum

GD01 APPLE
GD02 SUNBEAM
GD03 CHROME
GD04 KHAKI
GD05 GLACIER
GD06 INDIGO
GD07 EMBER
GD08 SCARLET
GD09 ORCHID
GD10 SURF
GD11 FLINT
GD12 JET

KINNEY - Momentum

KI01 FRAPPE
KI02 VALENTINE
KI03 COFFEE

KI04 MINERAL
KI05 NECTAR
KI06 STEEL

LENS - Momentum

LS01 GRAPHITE
LS02 SAND
LS03 Silver
LS04 CRIMSON
LS05 NAVY

SKIP - Momentum

SP01 ALLOY
SP02 CAPTAIN
SP03 CHALK
SP04 CLEMENTINE
SP05 COBALT
SP06 DEEP
SP07 ELM
SP08 FLAX
SP09 FLINT
SP10 FUSCHIA
SP11 KEYLIME
SP12 MUSHROOM
SP14 ONYX
SP15 PEWTER
SP17 RUBY
SP18 SAFFRON
SP19 SPARROW
SP20 SPRITE
SP21 STRAW
SP22 TERRIAN
SP23 VANILLA
SP24 YACHT
SP13 NICKEL
SP16 POOL

SOLACE - Momentum

S001 IVORY
S002 ALMOND
S003 EARTH
S004 CARMINE
S005 PEAR
S006 CELADON
S007 AZUL
S008 LAPIS
S009 GILDED
S010 BLAZE
S011 NICKEL
S012 EBONY

STRUT - Momentum

ST01 ASTRAL
ST02 CHAI
ST03 GALVANIZE
ST04 COASTAL
ST05 ISLE
ST06 AREA
ST07 MISSION

Fabric Grade Program Shipping Information

Grade 01: 2 weeks*
Grade 01. Our goal is to upholster and ship within 7 to 10 days from the receipt of your order.

Grade 02 and 03: 3 weeks*
Grade 02, and 03 fabric orders are shipped within 2 to 3 weeks from the receipt of fabric from cut yardage suppliers. This program is subject to fabric availability from the fabric mills.

COM: 2-3 weeks*
Upholstery will be scheduled for production and shipment within 2 to 3 weeks after receipt of sufficient quantities of Customer's Own Material (see COM policy for further details).

*If you are ordering more than 12 units, please inquire as to availability and/or lead time for upholstery.

If you are selecting multiple fabric grades, your order will price at Grade 3.

5-DAY 5-Day Seating

Add personality to your space by selecting any plastic color or fabric/EPU from our 5-day collection. Seating in this collection ships within 5 days for orders of up to 50 chairs.

Material Options




Chestnut (CE04)
EPU




Onyx (CE13)
EPU



Quarry (CE37)
EPU



Jet (OR13)
Fabric



Iron (OR11)
Fabric




Twine (OR17)
Fabric




Clay (OR18)
Fabric



Indigo (OR04)
Fabric



Gaia (OR19)
Fabric




Eureka (OR20)
Fabric


Plastic Options




Black (BL)
Reve • Sassy
Vy • Pique



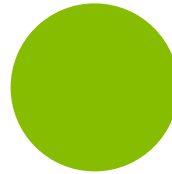
Blue (BU)
Reve • Sassy • Vy




Carbon Fiber (CF)
Reve




Crimson (CI)
Reve • Vy




Green (GN)
Reve • Vy




Gray (GR)
Reve • Sassy



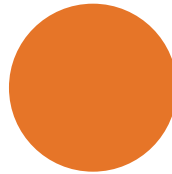
Latte (LT)
Reve




Purple (PU)
Reve



White (WH)
Reve • Sassy Vy



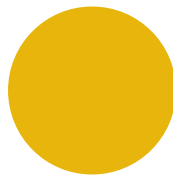
Orange (OR)
Sassy



Red (RD)
Sassy



Grass (GS)
Sassy



Yellow (YE)
Sassy

Office Suites
Seating
Tables & Desks
Meeting Essentials
Personal Organization
Ergonomics
High Density Storage
Storage & Filing
Facilities
Technology Furniture
Art & Engineering
K-12 Education
SAFE Collection Addendum

Safco COM Policy

Contact Customer Care at 1-888-971-6225 for inquiries regarding COM and/or to submit 12" w x 12" h textile samples, including repeat information. The COM textile must be approved prior to order fulfillment. Contact Customer Care for logistical details.

Submitting COM Textiles

Reference PO # on all textile rolls.

- For non-directional, plain, solid color or non-patterned fabrics, please follow COM yardage requirements as specified under each individual model number in our selection guide.
- For all textiles, please attach a sample of the COM textile to our COM form (see below). Include all information and return to Safco Products as directed by Customer Care for testing and approval. Please include mill specifications regarding fabric.
- Customer Care will notify customer of COM approval.

Upon COM approval, send purchase order to Safco Products Customer Care Department.

1. Purchase orders must include clearly defined COM information including textile name, color, description and textile company name.
2. Orders requesting COM will be placed on "Manufacturing Schedule hold" until the COM textile is received.
3. Upon receipt of COM textile, the order will be released into production and shipped within 2 to 3 weeks.

All COM textiles received at Safco Products must include the following information:

Customer's Own Material Form (Please Photocopy)

Dealer/Customer _____
 Contact Name _____
 Address _____
 City/State/Zip _____
 Phone Number _____
 E-mail Address _____
 Fabric Source (Mill) _____
 Mill Phone Number _____
 Fabric Name/Number _____
 Fabric Color _____
 Fabric Content _____
 Pattern Repeat _____
 Total Yardage Shipped _____

1. Customer's name, address and phone number
2. Purchase order number
3. Any special instructions for application
4. Any flaws in COM must be clearly indicated

COM Directional Fabrics

- Safco may consider some COM fabrics directional that the fabric supplier does not due to the upholstering process Safco uses.
- Application of COM fabric will be upholstered as shown on the COM supplier memo sample or website. Please contact Safco Customer Care for a custom quote if a different pattern/application is desired.
- Arc-Com/CF Stinson/Maharam/Momentum/Ultrafabrics Alliance fabrics will be upholstered as shown on the supplier memo sample or website. Please contact Safco Customer Care for a custom quote if a different pattern/application is desired.

Safco Products is not responsible for yardage submitted to us beyond the required amount. Excess COM textile will be held in-house for 60 days and will be discarded after that time period. If a customer requires the COM excess yardage returned, they must contact Customer Care at Safco Products to make arrangements. The customer will be responsible for delivery charges.

Safco Products warranties do not apply to Customer's Own Material and Safco Products assumes no responsibility for defects, wear or performance of the Customer's Own Material.

Please send all COM textile to:
 Safco Products Company
 2700 Barrett Lakes Boulevard, Suite 700
 Kennesaw, GA 30144-6896

Date _____
 Purchase Order Number _____
 Model Number _____
 Quantity _____

Please check one:

- This form is to request fabric testing
 This form accompanies customer fabric for the referenced PO number.

Application

Is there a desired top and bottom to the fabric application? Yes ___ No ___

Is the fabric a stripe or two-color plaid? Yes ___ No ___

If Yes Apply: Horizontal ___ Vertical ___

Circle and check box for correct application:

Horizontal  Vertical 

Textile Sample: Attach sample textile cutting here with desired face and direction displayed.

top

bottom

Seating Series

Safco® Products marketing materials are designed to be used as sales tools for our Dealer network.

Model #	Description	Fabric Grades/ Model #	List Price Ea.	List Carton Price	Quantity Per Carton	Actual Weight	S-Parcel Billable Weight	Carton Cube	Freight Class
---------	-------------	------------------------	----------------	-------------------	---------------------	---------------	--------------------------	-------------	---------------



Reve™ Guest Chair

4022 Reve™ Guest Chair, All Plastic Back & Seat
 Seat Height: 18"H (Sled Base), 18½"H (Straight Leg)
 Seat Size: 18½"W x 17"D
 Back Size: 18"W x 13¾"H
 Overall Size: 19¾"W x 23½"D x 33½"H (Sled Base)
 19"W x 24½"D x 33½"H (Straight Leg)

Plastic 257.00 514.00 2 26 98 9.39 250

Reve™ Guest Chair, Upholstered Seat

Style (Back Selection)

	Upcharge	
Plastic Back	N/C	N/C
Carbon (Fiber)	51.00	102.00
Wood	51.00	102.00
Mesh	43.00	86.00

Seat Styles

Plastic Seat	N/C	N/C
Upholstered	60.00	120.00
Carbon (Fiber)	51.00	102.00
Wood	51.00	102.00
Mesh	90.00	180.00

Base Styles

Sled Base	N/C	N/C
Casters	87.00	174.00
Glides	71.00	142.00

Grade 1	01	N/C	N/C
Grade 2	02	44.00	88.00
Grade 3	03	75.00	150.00
COM Yardage: 0.75 yds.	COM	44.00	88.00

Only Reve™ Plastic Back & Seat meets CAL 133 Standards \$50.00 up-charge required per chair for upholstered styles (not wood or mesh).

PLEASE CHOOSE OPTIONS FROM BELOW:

Model	Base Style	Back Type	Back Style	Back Color	Seat Style	Seat Color	Frame Color	Fabric Grade	Fabric
4022	SB-Sled Base WC-Straight Leg w/Casters WG-Straight Leg w/Glides	RD-Round SQ-Square	PB-Plastic MB-Mesh CB-Carbon Fiber WB-Wood	Plastic BL-Black BU-Blue GN-Green LT-Latte CI-Crimson GR-Gray WH-White PU-Purple CF-Carbon Fiber Mesh Back BL-Black LA-Lapis LT-Latte CI-Crimson Plastic Wood CY-Cherry MH-Mahogany NA-Natural	PS-Plastic US-Upholstered MS-Mesh CS-Carbon Fiber WS-Wood	Plastic BL-Black BU-Blue GN-Green LT-Latte CI-Crimson GR-Gray WH-White PU-Purple CF-Carbon Fiber Mesh Seat BL-Black Plastic Wood CY-Cherry MH-Mahogany NA-Natural	CR-Chrome SL-Silver	01 02 03 COM	See pgs. 56-57 for Grades 01 - 03 fabric swatches
Example: 4 0 2 2 +	<u>S</u> <u>B</u> +	<u>R</u> <u>D</u> +	<u>P</u> <u>B</u> +	<u>B</u> <u>L</u> +	<u>U</u> <u>S</u> +	<u>B</u> <u>L</u> +	<u>S</u> <u>L</u> +	<u>0</u> <u>2</u> +	<u>E</u> <u>P</u> <u>0</u> <u>3</u>

When all Plastic, fill in "00 & 0000" for Fabric Grade & Fabric.



6804 Reve™ Sled Base Guest Chair, Plastic Back & Seat
 Seat Height: 18"
 Seat Size: 18½"W x 17"D
 Back Size: 18"W x 13¾"H
 Overall Size: 19¾"W x 23½"D x 33½"H
Plastic: Black-BL, Green-GN, Blue-BU, Latte-LT
 * Only available to order by Carton.

6804BL 257.00 514.00 2 25 118 11.31 250
 6804GN
 6804BU
 6804LT



6805 Reve™ Straight Leg Guest Chair, All Plastic Back & Seat
 Seat Height: 18½"
 Seat Size: 18½"W x 17"D
 Back Size: 18"W x 13¾"H
 Overall Size: 19"W x 24½"D x 33½"H
Plastic: Black-BL, Green-GN, Blue-BU, Latte-LT
 * Only available to order by Carton.

6805BL 331.00 662.00 2 26 118 11.32 250
 6805GN
 6805BU
 6805LT

Model #	Description	Fabric Grades/ Model #	List Price Ea.	List Carton Price	Quantity Per Carton	Actual Weight	S-Parcel Billable Weight	Carton Cube	Freight Class
Reve™ Series Sled Base with Tablet Arm									
4039	Reve™ Sled Base - Tablet Arm, All Plastic Back & Seat Seat Height: 18" Seat Size: 18½"W x 17"D Back Size: 18"W x 13¾"H Overall Size: 24"W x 30½"D x 33½"H Reve™ Sled Base Plastic Back Upholstered Seat	Plastic*	428.00	428.00	1	26	143	13.67	250
Upcharge									
Back Style									
	Plastic Back		N/C	N/C					
	Carbon (Fiber)		51.00	51.00					
	Wood		51.00	51.00					
	Mesh		43.00	43.00					
Seat Styles									
	Plastic Seat		N/C	N/C					
	Upholstered		60.00	60.00					
	Carbon (Fiber)		51.00	51.00					
	Wood		51.00	51.00					
	Mesh		91.00	91.00					
Tablet Arm									
	Tablet Arm Right Hand		N/C	N/C					
	Tablet Arm Left Hand		N/C	N/C					
	BookRack		56.00	56.00					
	Grade 1	01	N/C	N/C					
	Grade 2	02	44.00	44.00					
	Grade 3	03	75.00	75.00					
	COM Yardage: 0.75 yds.	COM	44.00	44.00					
Only Reve™ Plastic Back & Seat meets CAL 133 Standards (not wood or mesh).									



PLEASE CHOOSE OPTIONS FROM BELOW:

Model	Back Type	Back Style	Back Color	Seat Style	Seat Color	Frame Color	Fabric Grade	Fabric	Tablet Arms	Book Rack
4039	RD-Round SQ-Square	PB-Plastic MB-Mesh CB-Carbon Fiber WB-Wood	Plastic BL-Black BU-Blue GN-Green LT-Latte CI-Crimson GR-Gray WH-White PU-Purple CF-Carbon Fiber Mesh Back BL-Black LA-Lapis LT-Latte CI-Crimson Plastic Wood CY-Cherry MH-Mahogany NA-Natural	PS-Plastic US-Upholstered MS-Mesh CS-Carbon Fiber WS-Wood	Plastic BL-Black BU-Blue GS-Green LT-Latte CI-Crimson GR-Gray WH-White PU-Purple CF-Carbon Fiber Mesh Seat BL-Black Plastic Wood CY-Cherry MH-Mahogany NA-Natural	CR-Chrome SL-Silver	01 02 03 COM	See pgs. 56-57 for Grades 01 - 03 fabric swatches	RT-Right Hand Tablet Arm LT-Left Hand Tablet Arm	BR-Book Rack
Example:	<u>4</u> <u>0</u> <u>3</u> <u>9</u> +	<u>R</u> <u>D</u> +	<u>P</u> <u>B</u> +	<u>L</u> <u>A</u> +	<u>P</u> <u>S</u> +	<u>C</u> <u>R</u> +	<u>0</u> <u>0</u> +	<u>0</u> <u>0</u> <u>0</u> <u>0</u> +	<u>R</u> <u>T</u> +	<u>B</u> <u>R</u>

*When all Plastic fill in "00 & 0000" for Fabric Grade & Fabric.

Seating Series

Safco® Products marketing materials are designed to be used as sales tools for our Dealer network.




Model #	Description	Fabric Grades/Model #	List Price Ea.	List Carton Price	Quantity Per Carton	Actual Weight	S-Parcel Billable Weight	Carton Cube	Freight Class
Reve™ Series Task Chair 1 5 6 11 12 *									
4021	Reve™ Task Chair, All Plastic Back & Seat Seat Height: 18" - 22½" Seat Size: 18½"W x 17"D Back Size: 18"W x 13¾"H Overall Size: 24"W x 24"D x 35½" - 39"H	Plastic*	660.00	660.00	1	26	98	9.39	250
Style (Back Selection)		Upcharge							
Plastic Back		N/C N/C							
Carbon (Fiber)		51.00 51.00							
Wood		51.00 51.00							
Mesh		43.00 43.00							
Seat Styles									
Plastic Seat		N/C N/C							
Upholstered		60.00 60.00							
Carbon (Fiber)		51.00 51.00							
Wood		51.00 51.00							
Mesh		91.00 91.00							
Arms									
Armless		N/C N/C							
Arms		45.00 45.00							
Height Options									
Standard		Seat Height: 18" - 22½"H		N/C N/C					
Extended		Seat Height: 25" - 35"H		54.00 54.00					
Grade 1				01 N/C N/C					
Grade 2				02 44.00 44.00					
Grade 3				03 75.00 75.00					
COM Yardage: 0.75 yds.				COM 44.00 44.00					

Only Reve™ Plastic Back & Seat meets CAL 133 Standards (not wood or mesh).

PLEASE CHOOSE OPTIONS FROM BELOW:

Model	Back Type	Back Style	Back Color	Seat Style	Seat Color	Frame Color	Fabric Grade	Fabric	Arm Options	Height Options
4021	RD-Round SQ-Square	PB-Plastic MB-Mesh CB-Carbon Fiber WB-Wood	Plastic BL-Black BU-Blue GN-Green LT-Latte CI-Crimson GR-Gray WH-White PU-Purple CF-Carbon Fiber Mesh Back BL-Black LA-Lapis LT-Latte CI-Crimson Plastic Wood CY-Cherry MH-Mahogany NA-Natural	PS-Plastic US-Upholstered MS-Mesh CS-Carbon Fiber WS-Wood	Plastic BL-Black BU-Blue GN-Green LT-Latte CI-Crimson GR-Gray WH-White PU-Purple CF-Carbon Fiber Mesh Seat BL-Black Plastic Wood CY-Cherry MH-Mahogany NA-Natural	CR-Chrome SL-Silver	01 02 03 COM	See pgs. 56-57 for Grades 01 - 03 fabric swatches	AL-Armless WA-Arms	ST-Standard EX-Extended
Example:	<u>4</u> <u>0</u> <u>2</u> <u>1</u> +	<u>P</u> <u>B</u> +	<u>L</u> <u>A</u> +	<u>U</u> <u>S</u> +	<u>L</u> <u>A</u> +	<u>C</u> <u>R</u> +	<u>0</u> <u>2</u> +	<u>E</u> <u>P</u> <u>0</u> <u>3</u> +	<u>W</u> <u>A</u> +	<u>S</u> <u>T</u>

*When all Plastic fill in "00 & 0000" for Fabric Grade & Fabric.

	6803	Reve™ Task Chair, Plastic Back Black Upholstered Seat Seat Height: 18" - 22½" H Seat Size: 18½"W x 17"D Back Size: 18"W x 13¾"H Overall Size: 24"W x 24"D x 35½" - 39"H Plastic: Black-BL, Latte-LT	6803BL 6803LT	769.00	769.00	1	26	81	7.71	250
	6807	Reve™ Task Chair, Plastic Square Back Black Upholstered Seat Seat Height: 18" - 22½" H Seat Size: 18½"W x 17"D Back Size: 18"W x 13¾"H Overall Size: 24"W x 24"D x 35½" - 39"H Plastic: Black-BL, Latte-LT	6807BL 6807LT	769.00	769.00	1	35	98	9.19	250
	6820BL	Reve™ All Mesh Extended-Height-Chair Seat Height: 25" - 35" H Seat Size: 18"W x 17½"D Back Size: 18½"W x 15"H Overall Size: 26"W x 26"D x 39" - 49"H Mesh: Black-BL	6820BL	835.00	835.00	1	42	102	9.56	150

*See page 55 for Chair Features and Chair Functions.

Model #	Description	Fabric Grades/ Model #	List Price Ea.	List Carton Price	Quantity Per Carton	Actual Weight	S-Parcel Billable Weight	Carton Cube	Freight Class	
Reve™ Series Bistro-Height Seating										
	4017	Reve™ Plastic Seat Bistro-Height, All Plastic Seat Height: 31" Seat Size: 18½"W x 17"D Back Size: 18"W x 13¾"H Overall Size: 19¾"W x 23½"D x 47½"H	*All Plastic	482.00	482.00	1	39	174	16.67	250
		Reve™ Bistro-Height Plastic Back, Upholstered Seat	Upcharge							
		Back Style								
		Plastic Back	N/C	N/C						
		Carbon (Fiber)	51.00	51.00						
		Wood	51.00	51.00						
		Mesh	43.00	43.00						
		Seat Styles								
		Plastic Seat	N/C	N/C						
		Upholstered	60.00	60.00						
	Carbon (Fiber)	51.00	51.00							
	Wood	51.00	51.00							
	Mesh	91.00	91.00							
	Grade 1	01	N/C	N/C						
	Grade 2	02	44.00	44.00						
	Grade 3	03	75.00	75.00						
	COM Yardage: 0.75 yds.	COM	44.00	44.00						

	6815	Reve™ Counter-Height Sled Base Chair, All Plastic Seat Height: 25" Seat Size: 18½"W x 17"D Back Size: 18"W x 13¾"H Overall Size: 19¾"W x 23½"D x 42½"H	*All Plastic	462.00	462.00	1	20	108	10.33	300
		Reve™ Bistro-Height Plastic Back, Upholstered Seat	Upcharge							
		Back Style								
		Plastic Back	N/C	N/C						
		Carbon (Fiber)	51.00	51.00						
		Wood	51.00	51.00						
		Mesh	43.00	43.00						
		Seat Styles								
		Plastic Seat	N/C	N/C						
		Upholstered	60.00	60.00						
	Carbon (Fiber)	51.00	51.00							
	Wood	51.00	51.00							
	Mesh	91.00	91.00							
	Grade 1	01	N/C	N/C						
	Grade 2	02	44.00	44.00						
	Grade 3	03	75.00	75.00						
	COM Yardage: 0.75 yds.	COM	44.00	44.00						

PLEASE CHOOSE OPTIONS FROM BELOW:








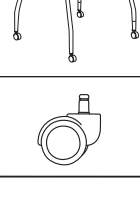
Model	Back Type	Back Style	Back Color	Seat Style	Seat Color	Frame Color	Fabric Grade	Fabric
4017	RD-Round SQ-Square	PB-Plastic MB-Mesh CB-Carbon Fiber WB-Wood	Plastic BL-Black BU-Blue GN-Green LT-Latte CI-Crimson GR-Gray WH-White PU-Purple CF-Carbon Fiber Mesh Back BL-Black LA-Lapis LT-Latte CI-Crimson Plastic Wood CY-Cherry MH-Mahogany NA-Natural	PS-Plastic US-Upholstered MS-Mesh CS-Carbon Fiber WB-Wood	Plastic BL-Black BU-Blue GN-Green LT-Latte CI-Crimson GR-Gray WH-White PU-Purple CF-Carbon Fiber Mesh Seat BL-Black Plastic Wood CY-Cherry MH-Mahogany NA-Natural	CR-Chrome SL-Silver	01 02 03 COM	See pgs. 56-57 for Grades 01 - 03 fabric swatches
Example: 4 0 1 7+	R D +	W B +	C Y +	U S +	B L +	C R +	0 2 +	V I 0 1

*When all Plastic fill in "00 & 0000" for Fabric Grade & Fabric.

	6806	Reve™ Bistro-Height Sled Base Chair, All Plastic Seat Height: 31" Seat Size: 18½"W x 17"D Back Size: 18"W x 13¾"H Overall Size: 19¾"W x 23½"D x 47½"H Plastic: Black-BL, Green-GN, Blue-BU, Latte-LT	6806BL 6806GN 6806BU 6806LT	482.00	482.00	1	21	170	16.25	300
	6815BL	Reve™ Counter-Height Sled Base Chair, All Plastic Seat Height: 25" Seat Size: 18½"W x 17"D Back Size: 18"W x 13¾"H Overall Size: 19¾"W x 23½"D x 42½"H Plastic: Black-BL Only Reve™ Plastic Back & Seat meets CAL 133 Standards (not wood or mesh).	6815BL	462.00	462.00	1	20	108	10.33	300


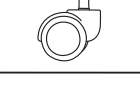
Seating Series

Safco® Products marketing materials are designed to be used as sales tools for our Dealer network.

Model #	Description	Fabric Grades/ Model #	List Price Ea.	List Carton Price	Quantity Per Carton	Actual Weight	S-Parcel Billable Weight	Carton Cube	Freight Class	
Sassy® Series Stack Seating										
4183 Series										
	4183PALG	Sassy® Stack, Armless with Glides, Plastic (PALG)	Plastic	332.00	664.00	2	36	129	12.31	250
		Sassy® Stack, Armless with Glides, Upholstered Seat (UALG)	01	379.00	758.00	2	36	145	12.31	250
		Seat Height: 18¼"	02	399.00	798.00					
		Seat Size: 18"W x 18"D	03	422.00	844.00					
		Back Size: 16½"W x 12¾"H	COM	399.00	798.00					
		Overall Size: 25½"W x 22¾"D x 34¼"H								
COM Yardage: 0.75 yds.										
* Only available to order by Carton.										
	4183PALC	Sassy® Stack, Armless with Casters, Plastic (PALC)	Plastic	356.00	712.00	2	36	145	12.31	250
		Sassy® Stack, Armless with Casters, Upholstered Seat (UALC)	01	400.00	800.00	2	36	145	12.31	250
		Seat Height: 18¼"	02	422.00	844.00					
		Seat Size: 18"W x 18"D	03	445.00	890.00					
		Back Size: 16½"W x 12¾"H	COM	422.00	844.00					
		Overall Size: 25½"W x 22¾"D x 34¼"H								
COM Yardage: 0.75 yds.										
* Only available to order by Carton.										
	4183PWAG	Sassy® Stack, with Arms & Glides, Plastic (PWAG)	Plastic	379.00	758.00	2	36	145	12.31	250
		Sassy® Stack, with Arms & Glides, Upholstered Seat (UWAG)	01	422.00	844.00	2	36	145	12.31	250
		Seat Height: 18¼"	02	445.00	890.00					
		Seat Size: 18"W x 18"D	03	467.00	934.00					
		Back Size: 16½"W x 12¾"H	COM	445.00	890.00					
		Overall Size: 25½"W x 22¾"D x 34¼"H								
COM Yardage: 0.75 yds.										
* Only available to order by Carton.										
	4183PWAC	Sassy® Stack, with Arms & Casters, Plastic (PWAC)	Plastic	400.00	800.00	2	36	145	12.31	250
		Sassy® Stack, with Arms & Casters, Upholstered Seat (UWAC)	01	445.00	890.00	2	36	145	12.31	250
		Seat Height: 18¼"	02	467.00	934.00					
		Seat Size: 18"W x 18"D	03	489.00	978.00					
		Back Size: 16½"W x 12¾"H	COM	467.00	934.00					
		Overall Size: 25½"W x 22¾"D x 34¼"H								
COM Yardage: 0.75 yds.										
* Only available to order by Carton.										
All Sassy Chairs meet CAL 133 Standards, \$50.00 up-charge required per chair for upholstered styles (not available in vinyl).										

PLEASE CHOOSE OPTIONS FROM BELOW:

Model	Style	Plastic Back	Plastic Seat	Fabric Grade	Fabric	Casters
4183	PALG-Plastic, Armless with Glides UALG-Upholstered, Armless with Glides PALC-Plastic, Armless with Casters UALC-Upholstered, Armless with Casters PWAG-Plastic, with Arms & Glides UWAG-Upholstered, with Arms & Glides PWAC-Plastic, with Arms & Casters UWAC-Upholstered, with Arms & Casters	BL-Black BU-Blue GR-Gray GS-Grass OR-Orange RD-Red WH-White YE-Yellow	BL-Black BU-Blue GR-Gray GS-Grass OR-Orange RD-Red WH-White YE-Yellow	01 02 03 COM	See pgs. 56-57 for Grades 01 - 03 fabric swatches	4083 Soft Casters 0000 Standard Carpet Casters
Example:						
4 1 8 3 +	U W A C +	B L +	B L +	0 2 +	F R 0 3 +	4 0 8 3 (Enter 0000 for Standard Carpet Casters.)
4 1 8 3 +	U A L G +	G S +	G S +	0 3 +	E 0 0 5	

	4183	Sassy® Plastic Stack Chair, with Arms & Casters	4183BL	400.00	800.00	2	36	145	13.92	250
		4083	Soft Caster for Sassy® Stack Chairs	4083BL	52.00	52.00	Set/4	1	1	0.07
		Seat Height: 18¼"	4183GS							
	Seat Size: 18"W x 18"D	4183WH								
	Back Size: 16½"W x 12¾"H									
	Overall Size: 25½"W x 22¾"D x 34¼"H									
	Solid Plastic: Black-BL, Grass-GS, White-WH									
	* Only available to order by Carton.									
	All Sassy Chairs meet CAL 133 Standards, \$50.00 up-charge required per chair for upholstered styles (not available in vinyl).									

Model #	Description	Fabric Grades/ Model #	List Price Ea.	List Carton Price	Quantity Per Carton	Actual Weight	S-Parcel Billable Weight	Carton Cube	Freight Class
---------	-------------	------------------------	----------------	-------------------	---------------------	---------------	--------------------------	-------------	---------------



Sassy® Series Bistro-Height Seating

4187 Series

4187CHAL Sassy® Bistro-Height, Armless, Plastic (CHAL)
 Sassy® Bistro-Height, Armless, Upholstered (UCAL)
 Seat Height: 30"
 Seat Size: 18"W x 18"D
 Back Size: 16½"W x 12¼"H
 Overall Size: 22¼"W x 23"D x 47"H
 COM Yardage: 0.75 yds.

Plastic	595.00	595.00	1	39	174	16.67	150
01	645.00	645.00					
02	670.00	670.00					
03	701.00	701.00					
COM	670.00	670.00					



4187CHWA Sassy® Bistro-Height, with Arms, Plastic (CHWA)
 Sassy® Bistro-Height, with Arms, Upholstered (UCWA)
 Seat Height: 30"
 Seat Size: 18"W x 18"D
 Back Size: 16½"W x 12¼"H
 Overall Size: 24¼"W x 23"D x 47"H
 COM Yardage: 0.75 yds.

Plastic	638.00	638.00	1	39	174	16.67	150
01	690.00	690.00					
02	715.00	715.00					
03	744.00	744.00					
COM	715.00	715.00					



All Sassy Chairs meet CAL 133 Standards, \$50.00 up-charge required per chair for upholstered styles (not available in vinyl).



PLEASE CHOOSE OPTIONS FROM BELOW:

Model	Style	Plastic Back	Plastic Seat	Fabric Grade	Fabric
4187	CHAL-Plastic, Bistro-Height, Armless UCAL-Upholstered, Bistro-Height, Armless CHWA-Plastic, Bistro-Height, with Arms UCWA-Upholstered, Bistro-Height, with Arms	BL-Black BU-Blue GR-Gray GS-Grass OR-Orange RD-Red WH-White YE-Yellow	BL-Black BU-Blue GR-Gray GS-Grass OR-Orange RD-Red WH-White YE-Yellow	01 02 03 COM	See pgs. 56-57 for Grades 01 - 03 fabric swatches
Example: 4 1 8 7 +	U C A L +	B L +	B L +	0 2 +	F R 0 3

Seating Series

Safco® Products marketing materials are designed to be used as sales tools for our Dealer network.


Model #	Description	Fabric Grades/ Model #	List Price Ea.	List Carton Price	Quantity Per Carton	Actual Weight	S-Parcel Billable Weight	Carton Cube	Freight Class	
Sassy® Series Task Chair										
4182 Series 1 5 6 11 12 * Fabric Grade										
	4182PMAL Sassy® Task Chair Armless, Plastic Back & Seat (PMAL) Sassy® Manager Armless, Upholstered Seat (UMAL) Seat Height Adjustment: 17" - 22" Seat Size: 18"W x 18"D Back Size: 16½"W x 12¾"H Overall Height Range: 33" - 38" COM Yardage: 0.75 yds.	Plastic	646.00	646.00	1	38	98	9.39	250	
		01	736.00	736.00						
		02	761.00	761.00						
		03	789.00	789.00						
		COM	761.00	761.00						
	4182PMWA Sassy® Task Chair with Arms, Plastic Back & Seat (PMWA) Sassy® Manager with Arms, Upholstered Seat (UMWA) Seat Height Adjustment: 17" - 22" Seat Size: 18"W x 18"D Back Size: 16½"W x 12¾"H Overall Height Range: 33" - 38" COM Yardage: 0.75 yds.	Plastic	729.00	729.00	1	38	98	9.39	250	
		01	798.00	798.00						
		02	826.00	826.00						
		03	854.00	854.00						
		COM	826.00	826.00						


Model #	Description	Fabric Grades/ Model #	List Price Ea.	List Carton Price	Quantity Per Carton	Actual Weight	S-Parcel Billable Weight	Carton Cube	Freight Class	
Sassy® Task Chair - Extended-Height										
4182 Series 1 5 6 11 12 * Fabric Grade										
	4182PHAL Sassy® Ext-Height Armless, Plastic Back & Seat (PHAL) Sassy® Ext-Height Armless, Upholstered Seat (UHAL) Seat Height Adjustment: 23" - 33" Seat Size: 18"W x 18"D Back Size: 16½"W x 12¾"H Overall Height Range: 40" - 50" COM Yardage: 0.75 yds.	Plastic	709.00	709.00	1	38	98	9.39	250	
		01	781.00	781.00						
		02	808.00	808.00						
		03	836.00	836.00						
		COM	808.00	808.00						
	4182PHWA Sassy® Ext-Height with Arms, Plastic Back & Seat (PHWA) Sassy® Ext-Height with Arms, Upholstered Seat (UHWA) Seat Height Adjustment: 23" - 33" Seat Size: 18"W x 18"D Back Size: 16½"W x 12¾"H Overall Height Range: 40" - 50" COM Yardage: 0.75 yds.	Plastic	775.00	775.00	1	38	98	9.39	250	
		01	844.00	844.00						
		02	874.00	874.00						
		03	898.00	898.00						
		COM	874.00	874.00						

All Sassy Chairs meet CAL 133 Standards, \$50.00 up-charge required per chair for upholstered styles (not available in vinyl).






PLEASE CHOOSE OPTIONS FROM BELOW:






Model	Style	Plastic Back	Plastic Seat	Fabric Grade	Fabric	Casters
4182	PMWA-Plastic, Manager with Arms UMWA-Upholstered, Manager with Arms PMAL-Plastic, Manager Armless UMAL-Upholstered, Manager Armless PHWA-Plastic, Extended-Height with Arms UHWA-Upholstered, Extended-Height with Arms PHAL-Plastic, Extended-Height Armless UHAL-Upholstered, Extended-Height Armless	BL-Black BU-Blue GR-Gray GS-Grass OR-Orange RD-Red WH-White YE-Yellow	BL-Black BU-Blue GR-Gray GS-Grass OR-Orange RD-Red WH-White YE-Yellow	01 02 03 COM	See pgs. 56-57 for Grades 01 - 03 fabric swatches	4082 Soft Casters 0000 Standard Carpet Casters
Example: 4 1 8 2 + - - - - -	UMWA + - - - - -	BL + - - - - -	BL + - - - - -	0 2 - - - - -	FR 0 3 + - - - - -	4 0 8 2 (Enter 0000 for Standard Carpet Casters.)


	4182	Sassy® Task Plastic Swivel Chair Seat Height: 17" - 22" Seat Size: 18"W x 18"D Back Size: 16½"W x 12¾"H Overall Height Range: 33" - 38" Solid Plastic: Black-BL, Grass-GS, White-WH	1 5 6 11 12 *	4182BL	730.00	730.00	1	32	98	9.12	250	
				4182GS								
				4182WH								


	4082	Soft Caster for Task Chairs		4082BL	60.00	60.00	Set/5	2	2	0.1	65
---	------	-----------------------------	--	--------	-------	-------	-------	---	---	-----	----

*See page 55 for Chair Features and Chair Functions.

Model #	Description	Fabric Grades/Model #	List Price Ea.	List Carton Price	Quantity Per Carton	Actual Weight	S-Parcel Billable Weight	Carton Cube	Freight Class
Thesis™ Training Chair									
 KTS1*	Thesis™ Static Back Chair with Arms	KTS1SGBLK	643.00	1,286.00	2	53	53	9.1	150
 KTS2*	Thesis™ Static Back Chair Armless	KTS2SGBLK	614.00	1,228.00	2	47	47	7.7	150
 KTS3*	Thesis™ Static Back Chair with Tablet Seat Height: 18" Seat Size: 18¼"W x 17½"D Overall: 22¼"W x 22½"D x 33"H; (KTS3 24"W x 26¼"D x 33"H)	KTS3SGBLK	806.00	1,612.00	2	64	64	9.1	125
  Plastic Backrest: Gray-G Fabric Seat: Black-BLK * Only available to order by Carton.									

Thesis™ Training Chair									
 KTX1*	Thesis™ Flex Back Chair with Arms	KTX1SBBLK	670.00	1,340.00	2	50	50	9.1	250
 KTX2*	Thesis™ Flex Back Chair Armless	KTX2SBBLK	638.00	1,276.00	2	43	43	5.0	100
 KTX3*	Thesis™ Flex Back with Tablet Chair Seat Height: 18" Seat Size: 18¼"W x 17½"D Overall: 22¼"W x 22½"D x 33¼"H; (KTS3 24"W x 25¼"D x 33¼"H)	KTX3SBBLK	830.00	1,660.00	2	60	60	9.1	125
  Plastic Backrest: Black-B Fabric Seat: Black-BLK * Only available to order by Carton.									




Thesis™ Static Back Training Chair Upholstered										
Model #	Description	Grade	Options	List Price Ea.	List Carton Price	Quantity Per Carton	Actual Weight	S-Parcel Billable Weight	Carton Cube	Freight Class
 THESIS	Thesis™ Static Back Chair Armless, Upholstered Seat Seat Height: 18" Seat Size: 18¼"W x 17½"D Overall: 22¼"W x 22½"D x 33"H	Grade 1	01	913.00	1,826.00	2	53	53	7.7	125
				Upcharge						
				Grade 2	02	55.00	110.00			
				Grade 3	03	111.00	222.00			
				With Tablet Arm: 24"W x 26¼"D x 33"H	COM	55.00	110.00			
				COM Yardage: 0.75 yds.	COM	55.00	110.00			
				Plastic Backrest: Gray						
						Upcharge				
						Arms				
						Arms	39.00	78.00		
						Tablet	228.00	456.00		
Tablet Arm - Right or Left										

Upholstered Thesis™ Flex Back Training Chair										
Model #	Description	Grade	Options	List Price Ea.	List Carton Price	Quantity Per Carton	Actual Weight	S-Parcel Billable Weight	Carton Cube	Freight Class
 THESIS	Thesis™ Flex Back Chair Armless, Upholstered Seat Seat Height: 18" Seat Size: 18¼"W x 17½"D Overall: 22¼"W x 22½"D x 33¼"H	Grade 1	01	941.00	1,882.00	2	43	43	8.4	150
				Upcharge						
				Grade 2	02	55.00	110.00			
				Grade 3	03	111.00	222.00			
				With Tablet Arm: 24"W x 25¼"D x 33¼"H	COM	55.00	110.00			
				COM Yardage: 0.75 yds.	COM	55.00	110.00			
				Plastic Backrest: Black						
						Upcharge				
						Arms				
						Arms	39.00	78.00		
						Tablet	228.00	456.00		
Tablet Arm - Right or Left										

PLEASE CHOOSE OPTIONS FROM BELOW:

Model	Back Style	Arm Style	Fabric Grade	Fabric	Tablet Arm Location
THESIS	SCBK - Static Back FXBK - Flex Back	AL - Armless WA - With Arms WT - With Tablet	01 02 03 COM	See pgs. 56 -57 for Grades 01 - 03 fabric swatches	LT - Left Tablet RT - Right Tablet
Example:					
THESIS+	<u>S</u> <u>C</u> <u>B</u> <u>K</u> +	<u>A</u> <u>L</u> +	<u>0</u> <u>1</u> +	<u>0</u> <u>R</u> <u>1</u> <u>3</u>	<u>L</u> <u>T</u>





Model #	Description	Fabric Grades/Model #	List Price Ea.	List Carton Price	Quantity Per Carton	Actual Weight	S-Parcel Billable Weight	Carton Cube	Freight Class
Optional Chair Glides									
 GLCHAIR4	Chair Glides (4/pk)	GLCHAIR4	72.00	72.00	4	1	1	0.0	100

Thesis™ Extended-Height Task Chair 1 5*									
 KSX1	Thesis™ Flex Back Extended-Height Task Chair with Arms Seat Height: 21½"-29½" Overall: 22¼"W x 20½"D x 38-46"H	KSX1SBBLK	751.00	751.00	1	48	48	4.8	150
  Fabric Seat: Black-SB Plastic Backrest: Black-BLK									

*See page 55 for Chair Features and Chair Functions.

Seating Series

Safco® Products marketing materials are designed to be used as sales tools for our Dealer network.

Model #	Description	Fabric Grades/ Model #	List Price Ea.	List Carton Price	Quantity Per Carton	Actual Weight	S-Parcel Billable Weight	Carton Cube	Freight Class
Valoré® High-Back Chair									
 TSH1	Valoré® Training Chair with Integrated Arms Seat Height: 18½" Seat Size: 19"W x 17"D x 18"H Overall: 23"W x 24"D x 36½"H Mesh Seat Back: Black-BB, Red-BR, Silver-BS Fabric Seat: Black Legs: Chrome	TSH1BB TSH1BR TSH1BS	696.00	1,392.00	2	53	53	14.1	250
TSH1	Valoré® Training Chair with Integrated Arms Black Plastic Accents - CRB White Plastic Accents - WHB Seat Height: 18½" Seat Size: 19"W x 17"D x 18"H Overall: 23"W x 24"D x 36½"H Mesh Back: Onyx Fabric Seat: Canter Onyx Vinyl-V Legs: Chrome * Only available to order by Carton.	TSH1CRBVONYX TSH1WHBVONYX	1,038.00 1,106.00	2,076.00 2,212.00	2 2	53 53	53 53	14.1 14.1	250 250
Valoré® Training Chair Armless									
 TSH2	Valoré® Training Chair Armless Seat Height: 18½" Seat Size: 18¾"W x 17"D x 18"H Overall: 20"W x 24"D x 36½"H Mesh Seat Back: Black-BB, Red-BR, Silver-BS Fabric Seat: Black Legs: Chrome	TSH2BB TSH2BR TSH2BS	692.00	1,384.00	2	50	50	12.1	250
TSH2	Valoré® Training Chair Armless Black Plastic Accents - CRB White Plastic Accents - WHB Seat Height: 18½" Seat Size: 18¾"W x 17"D x 18"H Overall: 20"W x 24"D x 36½"H Mesh Back: Onyx Fabric Seat: Canter Onyx Vinyl-V Legs: Chrome * Only available to order by Carton.	TSH2CRBVONYX TSH2WHBVONYX	1,010.00 1,079.00	2,020.00 2,158.00	2 2	50 50	50 50	12.1 12.1	250 250
Valoré® Upholstered High-Back Chair									
 TSH1F	Valoré® Upholstered Training Chair with Integrated Arms Seat Height: 18½" Seat Size: 19"W x 17"D x 18"H Overall: 23"W x 24"D x 36½"H Mesh Back : Onyx, Tan, Green, Blue, Gray, Black, Red, and Silver Legs: Black, Chrome, Silver * Only available to order by Carton.	Black Plastic Accents - BL White Plastic Accents - WH	01 01	983.00 1,051.00	1,966.00 2,102.00	2 2	55 55	14.1 14.1	250 250
				Upcharge					
			02	54.00	108.00				
			03	106.00	212.00				
			COM	54.00	108.00				
Valoré® Upholstered Training Chair Armless									
 TSH2F	Valoré® Upholstered Training Chair Armless Seat Height: 18½" Seat Size: 18¾"W x 17"D x 18"H Overall: 20"W x 24"D x 36½"H Mesh Back : Onyx, Tan, Green, Blue, Gray, Black, Red, and Silver Legs: Black, Chrome, Silver * Only available to order by Carton.	Black Plastic Accents - BL White Plastic Accent - WH	01 01	953.00 1,022.00	1,906.00 2,044.00	2 2	51 51	14.1 14.1	250 250
				Upcharge					
			02	54.00	108.00				
			03	106.00	212.00				
			COM	54.00	108.00				

Custom upholstered versions on GSA.

PLEASE CHOOSE OPTIONS FROM BELOW:

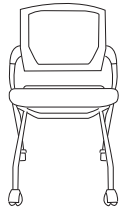
Model	Mesh Back	Frame	Plastic Accent	Fabric Grade	Fabric
TSH1F	ONYX - Onyx black	CR - Chrome	WH - White	01	See pgs. 56 - 57 for Grades 01 - 03 fabric swatches
TSH2F	TN - Tan	BL - Black	BL - Black	02	
TSH1+	GN - Green	SL - Silver		03	
	BU - Blue			COM	
	GR - Grey				
	BL - Black				
	RD - Red				
	SL - Silver				
Example: TSH1F+	<u> </u> <u> </u> <u> </u> <u> </u> <u> </u> <u> </u> <u> </u> +	<u> </u> <u> </u> <u> </u> +	<u> </u> <u> </u> <u> </u> +	<u> </u> <u> </u> <u> </u> +	<u> </u> <u> </u> <u> </u> <u> </u> <u> </u> <u> </u> <u> </u>



Optional Chair Glides Available for the TSH1, TSH2 High Back and TSM2 Mid Back and TSH4F chairs.

GLCHAIR4 Chair Glides (4/pk)	GLCHAIR4	72.00	72.00	4	1	1	0.0	100
-------------------------------------	----------	-------	-------	---	---	---	-----	-----

Model #	Description	Fabric Grades/Model #	List Price Ea.	List Carton Price	Quantity Per Carton	Actual Weight	S-Parcel Billable Weight	Carton Cube	Freight Class
Valoré® Mid Back Chair									
TSM2*	Valoré® Mid Back Chair Seat Height: 18½" Seat Size: 18"W x 17"D x 17½"H Overall: 21½"W x 24½"D x 36"H Mesh Seat Back: Black-BB Fabric Seat: Black Legs: Silver Powder Coat * Only available to order by Carton.	TSM2BB	484.00	968.00	2	42	42	10.8	250



Valoré® Height-Adjustable Task Chair 1 5 6*									
TSH3	Valoré® Height-Adjustable Task Chair Seat Height: 18½"-22¼" Seat Size: 19½"W x 17"D x 18"H Overall: 23½"W x 20½"D x 36½"-40¼"H Mesh Seat Back: Black-BB, Red-BR, Silver-BS Fabric Seat: Black Base: Aluminum	TSH3BB TSH3BR TSH3BS	984.00	984.00	1	33	33	6.2	150
TSH3	Valoré® Height-Adjustable Task Chair Black Plastic Accents - CRB White Plastic Accents - WHB Seat Height: 18½"-22¼" Seat Size: 19½"W x 17"D x 18"H Overall: 23½"W x 20½"D x 36½"-40¼"H Mesh Back: Onyx Fabric Seat: Canter Onyx Vinyl Base: Aluminum	TSH3CRBVONYX TSH3WHBVONYX	1,038.00 1,106.00	1,038.00 1,106.00	1 1	33 33	33 33	6.2 6.2	150 150
TSH3F	Valoré® Height-Adjustable Task Chair Seat Height: 18½"-22¼" Seat Size: 19½"W x 17"D x 18"H Overall: 23½"W x 20½"D x 36½"-40¼"H Mesh Back: Onyx, Tan, Green, Blue, Gray, Black, Red, and Silver Base: Aluminum	01 01 02 03 COM	965.00 1,003.00 53.00 104.00 53.00	965.00 1,003.00 53.00 104.00 53.00	1 1 1 1 1	33 33 33 33 33	33 33 33 33 33	6.2 6.2 6.2 6.2 6.2	150 150 150 150 150



Optional Chair Casters - Not for use with Big & Tall Series.

SCC	Chair Casters (5/pk)	SCC	102.00	102.00	5	1	1	0.4	100
SCC4	Chair Casters (4/pk)	SCC4	91.00	91.00	4	1	1	0.4	100

PLEASE CHOOSE OPTIONS FROM BELOW:

Model	Mesh Back	Arm Style	Plastic Accent	Fabric Grade	Fabric
TSH1F TSH2F TSH1+	ONYX - Onyx black TN - Tan GN - Green BU - Blue GR - Grey BL - Black RD - Red SL - Silver ONYX+	AL - Armless WA - With Arms	WH - White BL - Black	01 02 03 COM	See pgs. 56 - 57 for Grades 01 - 03 fabric swatches
Example: TSH3F+	ONYX+	WA+	WH+	01+	OR13

*See page 55 for Chair Features and Chair Functions.

Seating Series

Safco® Products marketing materials are designed to be used as sales tools for our Dealer network.

Model #	Description	Fabric Grades/ Model #	List Price Ea.	List Carton Price	Quantity Per Carton	Actual Weight	S-Parcel Billable Weight	Carton Cube	Freight Class	
Vy™ Series Stack Chair – 350 lb. Weight Capacity										
4290	Vy™ Sled Base Stack Chair, Plastic Back & Seat Vy™ Sled Base Stack Chair, Plastic Back, Upholstered Seat Seat Size: 18½"W x 17"D Back Size: 19½"W x 16"H Overall Size: 22½"W x 19½"D x 32½"H COM Yardage: 0.75 yds. Plastic: Black-BL, Crimson-CI, Green-GN, Blue-BU, Pearl-PE * Only available to order by Carton.	Plastic	331.00	662.00	2	30	134	12.83	250	
		01	363.00	726.00						
		02	400.00	800.00						
		03	440.00	880.00						
		COM	400.00	800.00						



4290	Vy™ Straight Leg Stack Chair, Plastic Back & Seat Vy™ Straight Leg Stack Chair, Plastic Back, Upholstered Seat Seat Size: 18½"W x 17"D Back Size: 19½"W x 16"H Overall Size: 22½"W x 19½"D x 32½"H COM Yardage: 0.75 yds. Plastic: Black-BL, Crimson-CI, Green-GN, Blue-BU, Pearl-PE * Only available to order by Carton.	Plastic	355.00	710.00	2	30	134	12.83	250	
		01	393.00	786.00						
		02	428.00	856.00						
		03	465.00	930.00						
		COM	428.00	856.00						



PLEASE CHOOSE OPTIONS FROM BELOW:

Model	Style	Plastic Back	Plastic Seat	Fabric Grade	Fabric
4290	PPSB-Plastic Seat, Sled Base PUSB-Upholstered Seat, Sled Base PPWC-Plastic Seat, Straight Leg with Casters PPWG-Plastic Seat, Straight Leg with Glides PUWC-Upholstered Seat, Straight Leg with Casters PUWG-Upholstered Seat, Straight Leg with Glides	BL-Black CI-Crimson GN-Green BU-Blue WH-White	BL-Black CI-Crimson GN-Green BU-Blue WH-White	01	See pgs. 56-57 for Grades 01 - 03 fabric swatches
4295	PSPB-Plastic Seat, Plastic Back - Bistro PUPB-Upholstered Seat, Plastic Back - Bistro			02	
4296	PSPB-Plastic Seat, Plastic Back - Counter PUPB-Upholstered Seat, Plastic Back - Counter			03	
				COM	
Example:					
4 2 9 0+	P U S B +	L A +	L A +	0 2+	P R 0 2

*When all Plastic fill in "00 & 0000" for Fabric Grade & Fabric.

4291	Vy™ Straight Leg Stack Chair, Plastic Back & Seat Seat Size: 18½"W x 17"D Back Size: 19½"W x 16"H Overall Size: 22½"W x 19½"D x 32½"H Plastic: Black-BL * Only available to order by Carton.	4291BL	355.00	710.00	2	59	123	11.78	150



4292	Vy™ Sled Base Stack Chair, Plastic Back & Seat Seat Size: 18½"W x 17"D Back Size: 19½"W x 16"H Overall Size: 22½"W x 19½"D x 32½"H Plastic: Black-BL * Only available to order by Carton.	4292BL	331.00	662.00	2	59	134	12.83	150



Sled Base Stack Chair Cart									
4190SL	Sled Base Stack Chair Cart Can stack 20 units depending on the chair (For Agiliti™, Veer™, Pique™, Reve™, Vy™ & Currant™ High-Density Stack Chairs)	4190SL	288.00	288.00	1	20	57	5.31	70



Model #	Description	Fabric Grades/ Model #	List Price Ea.	List Carton Price	Quantity Per Carton	Actual Weight	S-Parcel Billable Weight	Carton Cube	Freight Class	
Vy™ Sled Base Bistro-Height Chair – 350 lb. Weight Capacity										
4295	Vy™ Sled Base Bistro-Height, Plastic Back & Seat Vy™ Sled Base Bistro-Height, Plastic Back, Upholstered Seat Seat Size: 18½"W x 17"D Back Size: 19½"W x 15"H Overall Size: 18"W x 22"D x 45"H COM Yardage: 0.75 yds. Plastic: Black-BL, Crimson-CI, Green-GN, Blue-BU, Pearl-PE	Plastic	440.00	440.00	1	39	174	16.67	150	
		01	480.00	480.00						
		02	514.00	514.00						
		03	551.00	551.00						
		COM	514.00	514.00						
4295	Vy™ Sled Base Bistro-Height Chair, Plastic Back & Seat Seat Size: 18½"W x 17"D Back Size: 19½"W x 15"H Overall Size: 18"W x 22"D x 45"H Plastic: Black-BL	4295BL	439.00	439.00	1	69	174	16.67	150	



Vy™ Series Sled Base Counter-Height Chair – 350 lb. Weight Capacity										
4296	Vy™ Sled Base Counter-Height, Plastic Back & Seat Vy™ Sled Base Counter-Height, Plastic Back, Upholstered Seat Seat Size: 18"W x 22"D Back Size: 18"W x 16"H Overall Size: 18"W x 22"D x 42"H COM Yardage: 0.75 yds. Plastic: Black-BL, Crimson-CI, Green-GN, Blue-BU, Pearl-PE	Plastic	430.00	430.00	1	19	108	10.33	300	
		01	491.00	491.00						
		02	528.00	528.00						
		03	565.00	565.00						
		COM	528.00	528.00						
4296	Vy™ Sled Base Counter-Height Chair, Plastic Back & Seat Seat Size: 18"W x 22"D Back Size: 18"W x 16"H Overall Size: 18"W x 22"D x 42"H Plastic: Black-BL	4296BL	430.00	430.00	1	19	108	10.33	300	



PLEASE CHOOSE OPTIONS FROM BELOW:

Model	Style	Plastic Back	Plastic Seat	Fabric Grade	Fabric
4295	PSPB-Plastic Seat, Plastic Back - Bistro PUPB-Upholstered Seat, Plastic Back - Bistro	BL-Black CI-Crimson	BL-Black CI-Crimson	01 02 03 COM	See pgs. 56-57 for Grades 01 - 03 fabric swatches
4296	PSPB-Plastic Seat, Plastic Back - Counter PUPB-Upholstered Seat, Plastic Back - Counter	GN-Green BU-Blue WH-White	GN-Green BU-Blue WH-White		
Example:					
<u>4</u> <u>2</u> <u>9</u> <u>5</u> +	<u>P</u> <u>U</u> <u>P</u> <u>B</u> +	<u>L</u> <u>A</u> +	<u>L</u> <u>A</u> +	<u>0</u> <u>2</u> +	<u>P</u> <u>R</u> <u>0</u> <u>2</u>

*When all Plastic fill in "00 & 0000" for Fabric Grade & Fabric.

Seating Series

Safco® Products marketing materials are designed to be used as sales tools for our Dealer network.

Model #	Description	Fabric Grades/ Model #	List Price Ea.	List Carton Price	Quantity Per Carton	Actual Weight	S-Parcel Billable Weight	Carton Cube	Freight Class
Medina™ Task Chair									
6830	Medina™ Task Chair, Mesh Back Seat Height: 18" - 22" Seat: 18"W x 18"D Back: 17½"W x 18½"H Overall : 25"W x 25"D x 34½" - 38"H	1 4 5 10 11 19*	668.00	668.00	1	55	76	7.16	125
Mesh Back Mesh: Onyx, Gray, Green, Blue, Tan			Upcharge N/C N/C						
Seat Upholstery 5-Day Ship			N/C N/C						
	Grade 1	01	N/C	N/C					
	Grade 2	02	45.00	45.00					
	Grade 3	03	136.00	136.00					
	COM Yardage: 0.75 yds.	COM	45.00	45.00					
Mechanism Basic Mechanism			N/C N/C						
	Deluxe Mechanism		240.00	240.00					
Headrest Headrest Upholstery			75.00 75.00						
	5-Day Ship		N/C	N/C					
	Grade 01	01	N/C	N/C					
	Grade 02	02	45.00	45.00					
	Grade 03	03	136.00	136.00					
	COM Yardage: 0.75 yds.	COM	45.00	45.00					



6830STBL	Medina™ Deluxe Task Chair, Mesh Back Seat Height: 18" - 22" Seat: 18"W x 18"D Back: 17½"W x 18½"H Overall : 25"W x 25"D x 34½" - 38"H Fabric: Black-BL	1 4 5 10 11 19*	908.00	908.00	1	55	76	7.16	125
6830BMBL	Medina™ Task Chair, Mesh Back Seat Height: 18" - 22" Seat: 18"W x 18"D Back: 17½"W x 18½"H Overall : 25"W x 25"D x 34½" - 38"H Fabric: Black-BL	1 5 6 11 12 19*	668.00	668.00	1	55	76	7.16	125






PLEASE CHOOSE OPTIONS FROM BELOW:


Model	Headrest	Mesh Back	Fabric Grade	Seat Fabric	Headrest Fabric	Mechanism	Caster Option
6830	N - No Y - Yes	ON - Onyx Mesh TN - Tan Mesh GN - Green Mesh BU - Blue Mesh GR - Grey Mesh	01 02 03 COM	See pgs. 56 -57 for Grades 01 - 03 Fabric Swatches	See pgs. 56 -57 for Grades 01 - 03 Fabric Swatches	BM - Basic Mech ST - Deluxe Mech	ST - Standard Caster (Carpet) HF - Soft Caster (Hard Floor) HFP - Premium Open Wheel (Hard Floor) \$65 upcharge
Example: 6830+	Y +	B U +	0 1 +	0 R 1 3 +	0 R 1 3 +	S T +	S T +

*See page 55 for Chair Features and Chair Functions.

Office Suites
Seating
Tables & Desks
Meeting Essentials
Personal Organization
Ergonomics
High Density Storage
Storage & Filing
Facilities
Technology Furniture
Art & Engineering
K-12 Education
SAFE Collection Addendum



Model #	Description	Fabric Grades/Model #	List Price Ea.	List Carton Price	Quantity Per Carton	Actual Weight	S-Parcel Billable Weight	Carton Cube	Freight Class
	Medina™ Extended-Height Seating 6827BL Medina™ Extended-Height Task Chair, Mesh Back 1 5 6* Seat Height: 23" - 33" Seat: 18"W x 18"D Back: 18"W x 18"H Overall : 28"W x 28"D x 38" - 48"H	6827BL	708.00	708.00	1	32	32	6.29	175
	Mesh Back Mesh: Onyx, Gray, Green, Blue, Tan								
	Seat Upholstery 5-Day Ship								
	Grade 1	01	N/C	N/C					
	Grade 2	02	45.00	45.00					
	6827BL Medina™ Extended-Height Task Chair, Mesh Back 1 5 6* Seat Height: 23" - 33" Seat: 18"W x 18"D Back: 18"W x 18"H Overall : 28"W x 28"D x 38" - 48"H Fabric: Black-BL	6827BL	708.00	708.00	1	32	32	6.29	175
	Mesh Back Mesh: Onyx, Gray, Green, Blue, Tan								
	Seat Upholstery 5-Day Ship								
	Grade 1	01	N/C	N/C					
	Grade 2	02	45.00	45.00					

	Medina™ Conference 6828BL Medina™ Conference Chair, Mesh Back 1 5 6* Seat Height: 17" - 22" Seat: 18"W x 18"D Back: 18"W x 18"H Overall : 28"W x 28"D x 32" - 37"H	6828BL	609.00	609.00	1	32	32	6.29	175
	Mesh Back Mesh: Onyx, Gray, Green, Blue, Tan								
	Seat Upholstery 5-Day Ship								
	Grade 1	01	N/C	N/C					
	Grade 2	02	45.00	45.00					

	Medina™ Guest Seating 6829BL Medina™ Guest Chair, Mesh Back Seat Height: 18" Seat: 18"W x 18"D Back: 18"W x 18"H Overall : 23½"W x 23½"D x 33½"H	6829BL	467.00	934.00	2	32	32	6.29	175
	Mesh Back Mesh: Onyx, Gray, Green, Blue, Tan								
	Seat Upholstery 5-Day Ship								
	Grade 1	01	N/C	N/C					
	Grade 2	02	45.00	90.00					

PLEASE CHOOSE OPTIONS FROM BELOW:

Model	Mesh Back	Fabric Grade	Fabric	Caster Option
6829	ONYX - Onyx Black	01	See pgs. 56 -57 for Grades 01 - 03 fabric swatches	ST - Standard Caster (Carpet) HF - Soft Caster (Hard Floor) HFP - Premium Open Wheel (Hard Floor) \$65 upcharge
6828	TN - Tan	02		
6827	GN - Green	03		
	BU - Blue	COM		
Example: 6828+	B U +	0 1 +	O R 1 3 +	S T +

	Medina™ Conference & Guest Seating 6828BL Medina™ Conference Chair, Mesh Back 1 5 6* Seat Height: 17" - 22" Seat: 18"W x 18"D Back: 18"W x 18"H Overall : 28"W x 28"D x 32" - 37"H Fabric: Black-BL	6828BL	609.00	609.00	1	32	32	6.29	175
	Mesh Back Mesh: Onyx, Gray, Green, Blue, Tan								
	Seat Upholstery 5-Day Ship								
	Grade 1	01	N/C	N/C					
	Grade 2	02	45.00	45.00					
	6829BL Medina™ Guest Chair, Mesh Back Seat Height: 18" Seat: 18"W x 18"D Back: 18"W x 18"H Overall : 23½"W x 23½"D x 33½"H Fabric: Black-BL	6829BL	467.00	934.00	2	32	32	6.29	175
	Mesh Back Mesh: Onyx, Gray, Green, Blue, Tan								
	Seat Upholstery 5-Day Ship								
	Grade 1	01	N/C	N/C					
	Grade 2	02	45.00	90.00					

*See page 55 for Chair Features and Chair Functions.

Task Seating

Safco® Products marketing materials are designed to be used as sales tools for our Dealer network.

Model #	Description	Fabric Grades/ Model #	List Price Ea.	List Carton Price	Quantity Per Carton	Actual Weight	S-Parcel Billable Weight	Carton Cube	Freight Class
---------	-------------	------------------------	----------------	-------------------	---------------------	---------------	--------------------------	-------------	---------------



3200 Task Chair **1 5 9 19** *

3200 3200 Task Chair
 Seat Height: 17½" - 20½"
 Seat Size: 18"W x 18½"D x 20½"H
 Overall: 24¾"W x 23½"D x 38"-41"H
 Black Base, Black Fabric Seat and Black Mesh Back

Optional Accessories: 5132 Hard Floor Casters and 5138 2" Nylon Glide, see Page 87



Flaunt™ Seating **1 5 6 11 12** *

3456BL Flaunt™ Mid Back Manager Chair
 Seat Height: 18" - 21"
 Seat: 18"W x 17"D
 Back: 18"W x 20"H
 Overall Height Range: 37" - 40"H
 Leather: Black-BL

Optional Accessories: 5132 Hard Floor Casters and 5138 2" Nylon Glides, see Page 87



Medina™ Task Chair

6830STBL Medina™ Deluxe Task Chair, Mesh Back **1 4 5 10 11 19** *
 Seat Height: 18" - 22"
 Seat: 18"W x 18"D
 Back: 17½"W x 18½"H
 Overall : 25"W x 25"D x 34½" - 38"H
 Fabric: Black-BL



Medina™ Task Chair, Mesh Back **1 5 6 11 12 19** *

6830BMBL Medina™ Task Chair, Mesh Back
 Seat Height: 18" - 22"
 Seat: 18"W x 18"D
 Back: 17½"W x 18½"H
 Overall : 25"W x 25"D x 34½" - 38"H
 Fabric: Black-BL






Mezzo™ Task Chair **1 5 10 11 12 19** *

7195BL Mezzo™ Task Chair
 Seat Height: 16" - 20"
 Seat: 18"W x 18"D
 Back: 17½"W x 18½"H
 Overall : 25"W x 25"D x 34½" - 38"H
 Fabric: Black-BL








Optional Accessories: 5132 Hard Floor Casters and 5138 2" Nylon Glides, see Page 87

*See page 55 for Chair Features and Chair Functions.

Office Suites
 Seating
 Tables & Desks
 Meeting Essentials
 Personal Organization
 Ergonomics
 High Density Storage
 Storage & Filing
 Facilities
 Technology Furniture
 Art & Engineering
 K-12 Education
 SAFE Collection Addendum

Model #	Description	Fabric Grades/ Model #	List Price Ea.	List Carton Price	Quantity Per Carton	Actual Weight	S-Parcel Billable Weight	Carton Cube	Freight Class
Poise® Task Seating 1 5 6 11 12 *									
	6301 Poise® Mid Back Task Chair Seat Height: 17" - 22" Seat: 21"W x 18½"D Back: 22½"W x 21"H Overall Height Range: 37" - 42" Fabric: Black-BL	6301BL	549.00	549.00	1	36	74	6.62	150
Optional Accessories: 5132 Hard Floor Casters and 5138 2" Nylon Glides, see Page 87									
Shell™ Chair									
	7013 Shell™ Desk Chair Seat Height: 17" - 20" Overall: 26"W x 26"D x 38"H Plastic Colors: Black-BL, White-WH	7013BL 7013WH	499.00	499.00	1	38	55	5.25	250
Optional Accessories: 5132 Hard Floor Casters and 5138 2" Nylon Glides, see Page 87									
Vue™ Mesh Intensive-Use Task Chair – 500 lb. Capacity 1 2 5 13 *									
	3397 Vue™ Mesh Intensive-Use 24/7 Task Chair Seat Height: 17½" - 20½" Seat: 20½"W x 20"D Back: 18½"W x 18"H Overall Height Range: 31" - 37" Fabric: Black-BL, Black Vinyl-BV For Arm Kit see 3399BL on page 63.	3397BL 3397BV	773.00	773.00	1	48	98	8.92	150

Extended-Height Task Seating








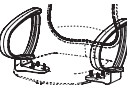
Apprentice II Extended-Height Seating 1 2 5 *									
	7084BL Apprentice II Extended-Height Chair Seat Height: 22" - 32" Seat: 20"W x 19"D Back: 18"W x 19"H Overall Height Range: 44½" - 54" Fabric: Black Vinyl-BL	7084BL	794.00	794.00	1	42	71	6.53	125
	6689BL Adjustable T-Pad Arm Set	6689BL	197.00	197.00	1/Pair	9	9	0.61	100
	5138 2" Nylon Glides	5138	54.00	54.00	Set/5	1	1	0.03	65
Optional Accessories: 5132 Hard Floor Casters, see Page 74									
Medina™ Extended-Height Seating									
	6827BL Medina™ Extended-Height Task Chair, Mesh Back Seat Height: 23" - 33" Seat: 18"W x 18"D Back: 18"W x 18"H Overall : 28"W x 28"D x 38" - 48"H Fabric: Black-BL	6827BL	708.00	708.00	1	32	32	6.29	175
Metro™ Extended-Height Seating 1 5 6 11 *									
	3442 Metro™ Extended-Height Chair Seat Height: 23" - 33" Seat: 18½"W x 17"D Back: 17½"W x 16"H Overall Height Range: 39" - 49" Fabric: Black-BL, Black Vinyl-BV	3442BL 3442BV	591.00	591.00	1	34	64	6.11	150
Optional Accessories: 5132 Hard Floor Casters and 5138 2" Nylon Glides, see Page 87									
	3495BL Adjustable Arm Kit for Metro™ Chair	3495BL	163.00	163.00	1 Set	8	8	0.56	100
Precision Extended-Height Seating 1 2 3 5 *									
	3401 Precision Extended-Height Chair, Footring Seat Height: 23" - 33" Seat: 17½"W x 16"D Back: 16½"W x 14"H Overall Height Range: 42" - 54" Fabric: Black-BL	3401BL	592.00	592.00	1	33	59	5.08	125
Optional Accessories: 5132 Hard Floor Casters and 5138 2" Nylon Glides, see Page 87									

*See page 55 for Chair Features and Chair Functions.







Extended-Height Task Seating

Safco® Products marketing materials are designed to be used as sales tools for our Dealer network.

Office Suites
Seating
Tables & Desks
Meeting Essentials
Personal Organization
Ergonomics
High Density Storage
Storage & Filing
Facilities
Technology Furniture
Art & Engineering
K-12 Education
SAFE Collection Addendum

Model #	Description	Fabric Grades/ Model #	List Price Ea.	List Carton Price	Quantity Per Carton	Actual Weight	S-Parcel Billable Weight	Carton Cube	Freight Class
	3406BL Precision Extended-Height Vinyl Chair, Footring Ⓛ Ⓢ Seat Height: 23" - 33" Seat: 17½"W x 16"D Back: 16¼"W x 14"H Overall Height Range: 42" - 54" Vinyl: Black-BL	3406BL	592.00	592.00	1	33	59	5.08	125
	Optional Accessories: 5132 Hard Floor Casters and 5138 2" Nylon Glides, see Page 87								
	5138 2" Nylon Glides Ⓛ Ⓢ	5138	54.00	54.00	Set/5	1	1	0.03	65
	Shell™ Chair 7014 Shell™ Extended-Height Chair Ⓛ Ⓢ Seat Height: 22" - 32" Overall: 29"W x 29"D x 48"H Plastic Colors: Black-BL, White-WH	7014BL 7014WH	570.00	570.00	1	42	66	6.16	250
	Optional Accessories: 5132 Hard Floor Casters and 5138 2" Nylon Glides, see Page 87								
	Thesis™ Extended-Height Task Chair Ⓛ Ⓢ* KSX1 Thesis™ Flex Back Extended-Height Task Chair with Arms Ⓛ Ⓢ Seat Height: 21½"-29½" Overall: 22¼"W x 20½"D x 38-46"H Plastic Backrest: Black-BLK Fabric Seat: Black-SB	KSX1SBBLK	751.00	751.00	1	48	48	4.8	150
	Vue™ Mesh Heavy-Duty Extended-Height Seating Ⓛ Ⓢ Ⓟ Ⓛ* 3394 Vue™ Mesh Heavy-Duty Extended-Height Ⓛ Ⓢ Weight Capacity: 350 lbs. Seat Height: 23" - 32½" Seat: 20"W x 20"D Back: 18¼"W x 18"H Overall Height Range: 37" - 48½" Fabric: Black-BL, Black Vinyl-BV	3394BL 3394BV	895.00	895.00	1	54	107	10.16	150
	3399BL Adjustable Arm Set for 3394 Vue™ Heavy-Duty Task Chair Ⓛ Ⓢ	3399BL	80.00	160.00	1 Set	8	8	0.59	100
	3395 Vue™ Mesh Extended-Height Ⓛ Ⓢ Seat Height: 23" - 33" Ⓛ Ⓢ Ⓟ Ⓛ Ⓜ Ⓜ* Seat: 18"W x 17½"D Back: 17"W x 15½"H Overall Height Range: 39½" - 49½" Fabric: Black-BL, Black Vinyl-BV	3395BL 3395BV	569.00	569.00	1	34	53	5.1	125
	3396BL Loop Arm Kit for 3395 Vue™ Mesh Extended-Height Chair Only Ⓛ Ⓢ	3396BL	128.00	128.00	1 Set	6	10	0.91	70
	Optional Accessories: 5132 Hard Floor Casters and 5138 2" Nylon Glides, see Page 87								

*See page 55 for Chair Features and Chair Functions.



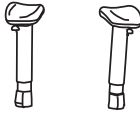




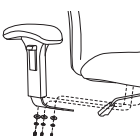
Model #	Description	Fabric Grades/ Model #	List Price Ea.	List Carton Price	Quantity Per Carton	Actual Weight	S-Parcel Billable Weight	Carton Cube	Freight Class
	3391 Alday™ 24/7 Task Chair - 500 lb. Capacity Seat Height: 17½" - 20" Seat: 20½"W x 20"D Back: 18¼"W x 18"H Overall Height Range: 35½" - 38" Fabric: Black-BL, Black Vinyl-BV	3391BL 3391BV	809.00	809.00	1	52.2	116	10.98	175
	3399BL Adjustable Arm Set for Alday™ & Vue™ Task Chair - Black-BL	3399BL	80.00	160.00	2	8.3	9	0.67	100
	3502 Lineage™ Big & Tall High Back Chair - 500 lb. Capacity Overall: 29"W x 31"D x 44¼ - 48½" Leather: Black-BL	3502BL	1,007.00	1,007.00	1	78.4	107	9.87	125
	3503 Lineage™ Big & Tall Mid Back Chair - 400 lb. Capacity Overall: 24½"W x 30¾"D x 42 - 46" Leather: Black-BL	3503BL	852.00	852.00	1	76.8	107	9.87	125
	3504 Lineage™ Big & Tall Chair - 350 lb. Capacity Overall: 24½"W x 25½"D x 35 - 39"H Leather: Black-BL	3504BL	800.00	800.00	1	71.4	91	8.87	100
	3505 Lineage™ Big & Tall All Mesh Chair - 400 lb. Capacity Overall: 29¼"W x 29¾"D x 41¼ - 45"H Fabric: Black-BL	3505BL	1,010.00	1,010.00	1	64.6	79	7.58	100

*See page 55 for Chair Features and Chair Functions.

Big & Tall

Safco® Products marketing materials are designed to be used as sales tools for our Dealer network.

Office Suites
Seating
Tables & Desks
Meeting Essentials
Personal Organization
Ergonomics
High Density Storage
Storage & Filing
Facilities
Technology Furniture
Art & Engineering
K-12 Education
SAFE Collection Addendum

Model #	Description	Fabric Grades/ Model #	List Price Ea.	List Carton Price	Quantity Per Carton	Actual Weight	S-Parcel Billable Weight	Carton Cube	Freight Class
 3590BL	Optimus™ Big & Tall Task Chair - 400 lb. Capacity 1 2 5 13 * Seat Height: 19" - 22" Seat: 23"W x 22"D Back: 22"W x 25"H Overall: 25"W x 25"D x 42½" - 45½"H Fabric: Black-BL	3590BL	832.00	832.00	1	62	118	11.2	175
 3592BL	Optimus™ Big & Tall Task Chair - 400 lb. Capacity Seat Height: 19" - 22" Seat: 23"W x 22"D Back: 22"W x 25"H Overall: 25"W x 25"D x 42½" - 45½"H Fabric: Black Vinyl-BL	3592BL	883.00	883.00	1	61	118	10.89	175
 3591BL	Optimus™ Arm Kit (Set)	3591BL	215.00	215.00	1	9	11	1.04	085
 3500BL	Serenity™ High Back Big & Tall, Black Leather - 500 lb. Capacity Seat Height: 19½" - 22½" Seat: 21½"W x 22"D Back: 22"W x 26"H 1 5 6 11 12 *	3500BL	1,288.00	1,288.00	1	62.2	126	11.78	175
 3490	Uber™ High Back Task Chair - 500 lb. Capacity 1 5 6 11 12 * Seat Height: 19½" - 23½" Seat: 22¼"W x 20¾"D Back: 23"W x 23"H Overall Height Range: 40¾" - 44¾" Fabric: Black-BL, Black Vinyl-BV	3490BL 3490BV	958.00	958.00	1	48.2	73	7.05	125
 3491	Uber™ Mid Back Task Chair - 500 lb. Capacity 1 5 6 11 12 * Seat Height: 18½" - 22½" Seat: 22¼"W x 20¾"D Back: 23"W x 19"H Overall Height Range: 36¾" - 40¾"H Fabric: Black-BL, Black Vinyl-BV	3491BL 3491BV	904.00	904.00	1	49	75	7.07	125
 3492	Uber™ Guest Chair - 500 lb. Capacity Seat Height: 19" Seat: 23"W x 20¾"D Back: 22¾"W x 19¾"H Overall: 27¼"W x 29¾"D x 35¾"H Fabric: Black Vinyl-BV	3492BV	826.00	826.00	1	53.2	119	11.12	175
 3496BL	Adjustable T-Pad Arm Kit for Uber™ Task Chair	3496BL	215.00	215.00	1	6.4	7	0.45	100

*See page 55 for Chair Features and Chair Functions.

Model #	Description	Fabric Grades/ Model #	List Price Ea.	List Carton Price	Quantity Per Carton	Actual Weight	S-Parcel Billable Weight	Carton Cube	Freight Class
	Bandi™ Stack Chair 4275 Bandi™ Stack Chair Seat Height: 17½" Seat Size: 16"W x 16½"D Overall: 23¾"W x 19"D x 31"H Finish: Blue-BU, Green-GN, Red-RD, White-WH	4275BU 4275GN 4275RD 4275WH	292.00	584.00	2	28	132	11.98	250
		Bosk™ Wood Stack Chair 4298 Bosk™ Wood Stack Chair Overall: 19½"W x 18"D x 33½"H Finish: Beech-BH, Espresso-ES * Only available to order by Carton.	4298BH 4298ES	422.00	844.00	2	31	115	11.7
	Bosk™ Wood Stool 4299 Bosk™ Wood Stool Overall: 21"W x 20½"D x 34½"H Finish: Beech-BH, Espresso-ES	4299BH 4299ES	608.00	608.00	1	15	28	3.56	125

Office Suites

Seating

Tables & Desks

Meeting Essentials

Personal Organization

Ergonomics

High Density Storage

Storage & Filing

Facilities

Technology Furniture

Art & Engineering






K-12 Education









SAFE Collection Addendum

Guest, Stack & Bistro Seating

Safco® Products marketing materials are designed to be used as sales tools for our Dealer network.

Office Suites
Seating
Tables & Desks
Meeting Essentials
Personal Organization
Ergonomics
High Density Storage
Storage & Filing
Facilities
Technology Furniture
Art & Engineering
K-12 Education
SAFE Collection Addendum


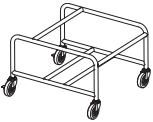


Model #	Description	Fabric Grades/ Model #	List Price Ea.	List Carton Price	Quantity Per Carton	Actual Weight	S-Parcel Billable Weight	Carton Cube	Freight Class
	Curren™ Stack Chair 4271 Curren™ Stack Chair Seat Height: 17½" Seat Size: 17¼"W x 18½"D Overall: 21"W x 21"D x 32"H Finish Seat, Back & Frame: Black/Chrome-BC	4271BC	207.00	828.00	4	59	125	11.63	250
	Curren™ Bistro-Height Stool 4273 Curren™ Bistro-Height Stool Seat Height: 30" Seat Size: 17¼"W x 18½"D Overall: 22¼"W x 23½"D x 44½"H Finish Seat, Back & Frame: Black/Chrome-BC	4273BC	460.00	920.00	2	20	LTL	-	16.58
	Escalate Stacking Chairs ESC2 Escalate Chair with Plastic Back and Seat Seat Height: 18" Seat Size: 18"W x 19"D x 15"H Overall: 19½"W x 21½"D x 32"H Plastic Back & Seat: Black-B, White-W * Only available to order by Carton.	ESC2B ESC2W	412.00	1,648.00	4	65	LTL	12.3	150
	Escalate Stacking Stools ESS2* Escalate Stool with Plastic Back and Seat Seat Height: 30" Seat Size: 18"W x 19½"D x 15"H Overall: 21½"W x 23"D x 43¾"H Plastic Back & Seat: Black-B, White-W * Only available to order by Carton.	ESS2B ESS2W	572.00	1,144.00	2	45	LTL	15.8	250
	Medina™ Conference & Guest Seating 6828BL Medina™ Conference Chair, Mesh Back Seat Height: 17" - 22" Seat: 18"W x 18"D Back: 18"W x 18"H Overall : 28"W x 28"D x 32" - 37"H Fabric: Black-BL	6828BL	609.00	609.00	1	32	32	6.29	175
	6829BL Medina™ Guest Chair, Mesh Back Seat Height: 18" Seat: 18"W x 18"D Back: 18"W x 18"H Overall : 23½"W x 23½"D x 33½"H Fabric: Black-BL	6829BL	467.00	934.00	2	32	32	6.29	175

Model #	Description	Fabric Grades/Model #	List Price Ea.	List Carton Price	Quantity Per Carton	Actual Weight	S-Parcel Billable Weight	Carton Cube	Freight Class
	Event Series Chairs 5000FC Event Heavy-Duty Folding Chair Seat Height: 18" Overall: 18½"W x 21½"D x 33¼"H Plastic Back and Seat: Textured White-WTDG * Only available to order by Carton.	5000FCWTDG	175.00	700.00	4	52	61	5.8	100
	Two-Tier Chair Cart 4199BL Two-Tier Chair Cart Stores up to 84 folding chairs Overall: 64"W x 33½"D x 70¼"H Finish: Black-BL	4199BL	1,165.00	1,165.00	1	98	124	11.09	100
	Flaunt™ Guest Chair 3457BL Flaunt™ Guest Chair Seat Height: 18" Seat: 18"W x 17"D Back: 18"W x 15½"H Overall: 21½"W x 23"D x 31¼"H Leather: Black-BL	3457BL	660.00	660.00	1	24	110	10.32	250
	Moto™ Stack Chair 4184 Moto™ Mobile Stack Chair Seat Height: 18", Seat: 17½"W x 17"D Back: 18"W x 13½"H Overall: 23½"W x 23"D x 31¾"H Fabric: Black-BL * Only available to order by Carton.	4184BL	395.00	790.00	2	42	147	12.73	250
	Next™ Stack Chair 4287* Next™ Stack Chair, High Impact Polypropylene Back & Seat Seat Height: 17½" Seat: 17½"W x 18½"D Back: 17½"W x 15½"H Overall Size: 19½"W x 20"D x 32"H Finish: Black-BL, White-WH * Only available to order by Carton.	4287BL 4287WH	225.00	900.00	4	60	130	14.0	175
	4314* Next™ Stack Chair with Caster Seat Height: 17½" Seat: 17½"W x 18½"D Back: 17½"W x 15½"H Overall Size: 19½"W x 20"D x 32"H Finish: Black-BL, White-WH * Only available to order by Carton.	4314BL 4314WH	234.00	936.00	4	50	130	12.73	175
	5132 2" Hard Floor Casters	5132	121.00	121.00	Set/5	1	1	0.06	65
	4315* Next™ Bistro-Height Chair Seat Height: 17½" Seat: 17½"W x 18½"D Back: 17½"W x 15½"H Overall Size: 21½"W x 20"D x 46"H Finish: Black-BL, White-WH * Only available to order by Carton.	4315BL 4315WH	424.00	848.00	2	80	167	15.98	175

Office Suites
Seating
Tables & Desks
Meeting Essentials
Personal Organization
Ergonomics
High Density Storage
Storage & Filing
Facilities
Technology Furniture
Art & Engineering
K-12
SAFE Collection Addendum

Guest, Stack & Bistro Seating






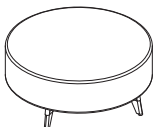
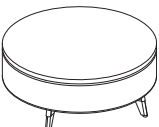

Safco® Products marketing materials are designed to be used as sales tools for our Dealer network.

Model #	Description	Fabric Grades/ Model #	List Price Ea.	List Carton Price	Quantity Per Carton	Actual Weight	S-Parcel Billable Weight	Carton Cube	Freight Class
Pique™ Stack Chair									
	4289BLSL * Pique™ Stack Chair Seat Height: 17½", Seat Size: 17¼"W x 18¾"D Back Size: 20"W x 19½"H Overall: 20¼"W x 19¾"D x 32"H Plastic: Black-BL Base: Silver-SL * Only available to order by Carton.	4289BLSL	280.00!	1,120.00	4	70	LTL	11.67	150
Sled Base Stack Chair Cart									
	4190SL Sled Base Stack Chair Cart Can stack 20 units depending on the chair (For Agiliti™, Veer™, Pique™, Reve™, Vy™ & Currant™ High-Density Stack Chairs)	4190SL	288.00	288.00	1	20	57	5.31	70
Safco® Stack Chair									
	4185* Safco® Stack Chair Seat Height: 18" Seat: 18½"W x 16¼"D Back: 18¼"W x 12¾"H Overall: 21¼"W x 17¾"D x 30½"H Color: Black-BL, Blue-BU, Charcoal-CH * Only available to order by Carton	4185BL 4185BU 4185CH	164.00	656.00	4	60	LTL	14.0	150
	4188 Stacking Chair Cart Can stack 15 units depending on the chair For use with Safco's Stack, Next and Currant Bistro-Height Chairs	4188	229.00	229.00	1	25	25	1.18	70

Outdoor/Indoor Seating

CoGo™ Steel Outdoor/Indoor Stack Chair									
	4360 CoGo™ Steel Stack Chair Seat Size: 16½"W x 16"D Back: 21"W x 11¼"H Overall: 18½"W x 22"D x 28¾"H Finish: Black-BL, Blue-BU, Red-RD, White-WH See matching CoGo™ Tables on page 105	4360BL 4360RD	277.00	554.00	2	40	121	11.57	250
CoGo™ Steel Outdoor/Indoor Bench									
	4368 CoGo™ Steel Bench with Back Seat Size: 60"W x 25"D Overall: 60"W x 25"D x 30"H Finish: Black-BL, Blue-BU, Red-RD, White-WH	4368BL 4368RD	937.00	937.00	1	88	97	9.15	85
CoGo™ Outdoor/Indoor Tables									
	4361 CoGo™ 30" Outdoor/Indoor Tables Overall: 30"Dia. x 29½"H Finish: Black-BL, Blue-BU, Red-RD, White-WH	4361BL 4361RD	460.00	460.00	1	49	49	2.96	70
	4362 CoGo™ 36" Outdoor/Indoor Tables Overall: 36"Dia. x 29½"H Finish: Black-BL, Blue-BU, Red-RD, White-WH	4362BL 4362RD	542.00	542.00	1	59	59	4.18	85

Office Suites
Seating
Tables & Desks
Meeting Essentials
Personal Organization
Ergonomics
High Density Storage
Storage & Filing
Facilities
Technology Furniture
Art & Engineering
K-12 Education
SAFE Collection Addendum






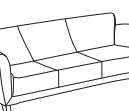


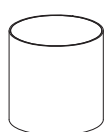
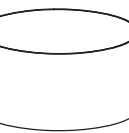
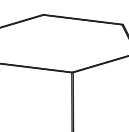
Model #	Description	Fabric Grades/ Model #	List Price Ea.	List Carton Price	Quantity Per Carton	Actual Weight	S-Parcel Billable Weight	Carton Cube	Freight Class
Resi® Collection									
	1715 Resi® Bistro Stool Upholstered Fabric Seat Overall: 21½"W x 21½" D x 31"H Base: Solid Maple Wood with Natural Finish Legs White Powder Coated Steel Crown and Footring COM Yardage: 0.5 yd	1715 01 02 03 COM	730.00 19.00 32.00 19.00	730.00 19.00 32.00 19.00	1	15	LTL	2.35	100
	1721NA Resi® Bistro Table Maple Veneer Tabletop Overall: 65"W x 42"D x 42½"H Base: White Powder Coated Steel Stringer with Solid Maple Wood in Natural Finish Legs	1721NA	1,840.00	1,840.00	1	134	LTL	17.87	125
	1716 Resi® Sitting-Height Stool Upholstered Fabric Seat Overall: 17½"W x 17½"D x 19½"H Base: White Powder Coated Steel Crown with Solid Maple Wood with Natural Finish Legs COM Yardage: 0.5 yd	1716 01 02 03 COM	543.00 19.00 32.00 19.00	543.00 19.00 32.00 19.00	1	18	22	2.08	100
	1720NA Resi® Sitting-Height Table Maple Veneer Tabletop Overall: 42"Dia x 29½"H Base: White Powder Coated Steel Stringer with Solid Maple Wood in Natural Finish Legs	1720NA	1,393.00	1,393.00	1	61	65.4	8.67	125
	1714 Resi® Coupe Chair Upholstered Fabric Seat and Back Seat Height: 17"H Overall: 26"W x 26¼"D x 29"H Base: Solid Maple Wood with Natural Finish Legs COM Yardage: 1.5 yd	1714 01 02 03 COM	1,205.00 83.00 143.00 83.00	1,205.00 83.00 143.00 83.00	1	21	LTL	12.70	250
	1718 Resi® Upholstered Ottoman Overall: 36"Dia x 15¼"H Base: White Powder Coated Steel Crown with Solid Maple Wood in Natural Finish Legs COM Yardage: 2.25 yd	1718 01 02 03 COM	1,026.00 121.00 215.00 121.00	1,026.00 121.00 215.00 121.00	1	59	LTL	10.29	150
	1719 Resi® Wood and Upholstered Ottoman Maple Veneer Wooden Tabletop Overall: 36"Dia x 15¼"H Base: White Powder Coated Steel Crown with Solid Maple Wood in Natural Finish Legs COM Yardage: 1.25 yd	1719 01 02 03 COM	1,177.00 69.00 119.00 69.00	1,177.00 69.00 119.00 69.00	1	83	LTL	10.61	150
	RESEDTNA Resi® End Table - Natural Overall: 17¼"W x 17¼"D x 17"H Base: White Powder Coated Steel Crown with Solid Maple Wood in Natural Finish Legs	RESEDTNA	400.00	400.00	1	10	18	1.54	175



















PLEASE CHOOSE OPTIONS FROM BELOW:

Model	Fabric Grade	Fabric
1714	01 02 03 COM	See pgs. 56-57 for Grades 01 - 03 fabric swatches
Example:		
<u>1</u> <u>7</u> <u>1</u> <u>4</u> +	<u>0</u> <u>2</u> +	<u>V</u> <u>B</u> <u>1</u> <u>3</u>

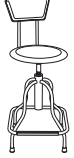











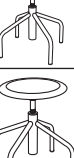







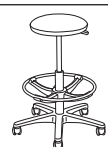


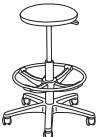


Lounge

Safco® Products marketing materials are designed to be used as sales tools for our Dealer network.

Model #	Description	Fabric Grades/ Model #	List Price Ea.	List Carton Price	Quantity Per Carton	Actual Weight	S-Parcel Billable Weight	Carton Cube	Freight Class
Santa Cruz® Lounge Series									
 VCCM	Santa Cruz® Mobile Lounge Chair Seat Height: 19" Seat Size: 18½"W x 21"D x 11¾"H Overall: 31"W x 33"D x 30¾"H Leather: Black-BLK Base: Black	VCCMBLK	2,191.00	2,191.00	1	84	LTL	19.2	150
 VCCMT	Santa Cruz® Mobile Lounge Chair with Tablet Seat Height: 19" Seat Size: 18½"W x 21"D x 11¾"H Overall: 31"W x 33"D x 30¾"H Leather: Black-BLK Base: Black	VCCMTBK	2,587.00	2,587.00	1	91	LTL	19.2	150
 VCCS	Santa Cruz® Storage Ottoman Seat Height: 19½" Seat Size: 18½"W x 18½"D x 18½"H Overall: 18½"W x 18½"D x 18½"H Leather: Black-BLK Base: Black	VCCSBLK	965.00	965.00	1	34	34	4.6	150
 VCC1	Santa Cruz® Chair Seat Height: 19" Seat Size: 21½"W x 22"D x 13¼"H Overall: 36"W x 34¼"D x 32¼"H Leather: Black-B Base: Black	VCC1BLKB	2,112.00	2,112.00	1	72	LTL	21.0	250
 VCC2	Santa Cruz® Settee Seat Height: 19" Seat Size: 41"W x 22"D x 13¼"H Overall: 55"W x 34¼"D x 32¼"H Leather: Black-B Base: Black	VCC2BLKB	3,149.00	3,149.00	1	105	LTL	32.0	250
 VCC3	Santa Cruz® Sofa Seat Height: 19" Seat Size: 61"W x 22"D x 13¼"H Overall: 75¼"W x 34¼"D x 32¼"H Leather: Black-B Base: Black	VCC3BLKB	4,091.00	4,091.00	1	156	LTL	43.8	250
 VCCL	Santa Cruz® Optional Foot Kit (for VCC1, VCC2 & VCC3) Overall: 2"W x 3"D x 3½"H Base: Black-BLK, Silver-SLV	VCCBLK VCCSLV	110.00	110.00	4	3	3	0.06	100
Learn Soft Seating									
 8121	Learn 15" Round Floor Seat - Easy clean vinyl Overall Size: 15"Dia. x 5¼"H Vinyl: Black- BV, Blue- BU, Green- GV, Red- RV	8121BV 8121BUV 8121GV 8121RV	242.00	242.00	1	8	11	0.93	150
8121	Learn 15" Round Floor Seat - Configured Vinyls Grade 2 Vinyl, Canter, Dot.com, Hathaway	8121	375.00	375.00	1	8	11	0.93	150
 8122	Learn 15" Cylinder Vinyl Seat - Easy clean vinyl 2 height options: 1" Levelers, 3" Tall Feet (both come in box) Overall Size: 15"Dia. x 15¼ - 18"H Vinyl: Black- BV, Blue- BU, Green- GV, Red- RV	8122BV 8122BUV 8122GV 8122RV	331.00	331.00	1	13.4	27	2.33	150
8122	Learn 15" Cylinder Vinyl Seat - Configured Vinyls Grade 2 Vinyl, Canter, Dot.com, Hathaway	8122	483.00	483.00	1	13.4	27	2.33	150
 8123	Learn 30" Cylinder Vinyl Ottoman - Easy clean vinyl 2 height options: 1" Levelers, 3" Tall Feet (both come in box) Overall Size: 30"Dia. x 15¼ - 18"H Vinyl: Blue- BU, Green- GV, Red- RV	8123BV 8123GV 8123RV	882.00	882.00	1	40.6	93	9.19	150
8123	Learn 30" Cylinder Vinyl Ottoman - Configured Vinyls Grade 2 Vinyl, Canter, Dot.com, Hathaway	8123	1,072.00	1,072.00	1	40.6	93	9.19	150
 8124	Learn 30" Hexagon Vinyl Ottoman - Easy clean vinyl 2 height options: 1" Levelers, 3" Tall Feet (both come in box) Overall Size: 29¼"Dia. x 15¼ - 18"H Vinyl: Blue- BU, Green- GV, Red- RV	8124BUV 8124GV 8124RV	881.00	881.00	1	35.2	93	8.82	150
8124	Learn 30" Hexagon Vinyl Ottoman - Configured Vinyls Grade 2 Vinyl, Canter, Dot.com, Hathaway	8124	1,072.00	1,072.00	1	35.2	93	8.82	150

	Model #	Description	Model #	List Price Ea.	List Carton Price	Quantity Per Carton	Actual Weight	S-Parcel Billable Weight	Carton Cube	Freight Class
	1730MRL2  	Mirella Lounge Sofa 77"W x 30"D x 28"H Legs: Black-MRL2BLK, Silver-MRL2SLV Vinyl: Black-BL, Cognac-COG, Gray-GR	1730MRL2BLKBL 1730MRL2BLKCOG 1730MRL2BLKGR 1730MRL2SLVBL 1730MRL2SLVCOG 1730MRL2SLVGR	3,977.00	3,977.00	1	145	LTL	31.2	250
				3,977.00	3,977.00					
	1731MRL2  	Mirella Lounge Settee 54"W x 30"D x 28"H Legs: Black-MRL2BLK, Silver-MRL2SLV Vinyl: Black-BL, Cognac-COG, Gray-GR	1731MRL2BLKBL 1731MRL2BLKCOG 1730MRL2BLKGR 1731MRL2SLVBL 1731MRL2SLVCOG 1731MRL2SLVGR	3,123.00	3,123.00	1	95	225	21.56	250
				3,123.00	3,123.00					
	1732MRL2  	Mirella Lounge Chair 33"W x 30"D x 28"H Legs: Black-MRL2BLK, Silver-MRL2SLV Vinyl: Black-BL, Cognac-COG, Gray-GR	1732MRL2BLKBL 1732MRL2BLKCOG 1732MRL2BLKGR 1732MRL2SLVBL 1732MRL2SLVCOG 1732MRL2SLVGR	2,184.00	2,184.00	1	55	138	13.39	250
				2,184.00	2,184.00					
	1730RESFEET4PK  	Resi Lounge Sofa 77"W x 30"D x 28"H Vinyl: Black-BL, Cognac-COG, Gray-GR	1730RESFEET4PKBL 1730RESFEET4PKCOG 1730RESFEET4PKGR	3,652.00	3,652.00	1	145	LTL	31.2	250
	1731RESFEET4PK  	Resi Lounge Settee 54"W x 30"D x 28"H Vinyl: Black-BL, Cognac-COG, Gray-GR	1731RESFEET4PKBL 1731RESFEET4PKCOG 1731RESFEET4PKGR	2,797.00	2,797.00	1	95	225	21.56	250
	1732RESFEET4PK  	Resi Lounge Chair 33"W x 30"D x 28"H Vinyl: Black-BL, Cognac-COG, Gray-GR	1732RESFEET4PKBL 1732RESFEET4PKCOG 1732RESFEET4PKGR	1,859.00	1,859.00	1	55	138	13.39	250













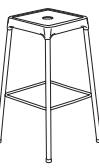
Stools

Diesel Industrial Stools											
	6664   	Diesel High Base with Back 1 5 * Seat Height: 22" - 27" Seat: 14" Dia. Back: 12"W x 7"H Overall: 16½"W x 16½"D x 36" - 41"H Finish: Pewter	6664	458.00	458.00	1	22	70	6.61	250	
	6665   	Diesel High Base 1 5 * Seat Height: 22" - 27" Seat: 14" Dia. Overall: 16½"W x 16½"D x 22" - 27"H Finish: Pewter	6665	315.00	315.00	1	17	42	3.81	150	
	6666   	Diesel Adjustable-Height 1 * Seat Height: 23½" - 29½" Seat: 14" Dia. Overall: 17½"Dia. x 29¼"H Finish: Pewter	6666	203.00	203.00	1	16	45	4.34	250	
	6668   	Diesel Low Base with Back 1 5 * Seat Height: 16" - 22" Seat: 14" Dia. Back: 12"W x 7"H Overall: 15"W x 15"D x 30" - 36"H Finish: Pewter	6668	428.00	428.00	1	19	56	5.25	250	
	6669   	Diesel Low Base 1 5 * Seat Height: 16" - 22" Seat: 14" Dia. Overall: 15"W x 15"D x 16" - 22"H Finish: Pewter	6669	279.00	279.00	1	14	28	2.71	150	
	Economy Lab Stool 1 5 * 3434BL  	Economy Lab Stool, Black Seat Height: 16" - 21" Seat: 13½" Dia. Base: 18" Dia. Optional Accessories: 5132 Hard Floor Casters and 5138 2" Nylon Glides, see Page 87	3434BL	251.00	251.00	1	13	14	1.22	925	
	Extended-Height Lab Stool 3436BL  	Extended-Height Lab Stool-Pneumatic, Black Seat Height: 22" - 32" Seat: 13½" Dia. Overall: 18"Dia. x 22" - 32"H	3436BL	254.00	254.00	1	18	28	2.52	125	

*See page 55 for Chair Features and Chair Functions.

Stools










Safco® Products marketing materials are designed to be used as sales tools for our Dealer network.

Model #	Description	Fabric Grades/ Model #	List Price Ea.	List Carton Price	Quantity Per Carton	Actual Weight	S-Parcel Billable Weight	Carton Cube	Freight Class
	Lab Stool 3430BL Lab Stool-Pneumatic with Back, Black 1 2 3 5 * Seat Height: 17" - 22" Seat: 16" Dia. x 3 1/2"H Overall: 23" Dia. x 30 1/2" - 35 1/2"H Optional Accessories: 5132 Hard Floor Casters and 5138 2" Nylon Glides, see Page 87	3430BL	687.00	687.00	1	26	39	3.62	125
	3431BL Lab Stool-Pneumatic No Back, Black 1 5 * Seat Height: 17" - 22" Seat: 16" Dia. x 3 1/2"H Overall: 23" Dia. x 17" - 22"H Optional Accessories: 5132 Hard Floor Casters and 5138 2" Nylon Glides, see Page 87	3431BL	511.00	511.00	1	17	33	2.92	150
	3432BL Lab Stool-Manual Low Base, Black 1 5 * Seat Height: 17" - 25" Seat: 16" Dia. x 3 1/2"H Overall: 23" Dia. x 17" - 25"H Optional Accessories: 5132 Hard Floor Casters and 5138 2" Nylon Glides, see Page 87	3432BL	511.00	511.00	1	20	40	3.71	150
	3433BL Lab Stool-Manual High Base, Black 1 5 * Seat Height: 25" - 33" Seat: 16" Dia. x 3 1/2"H Overall: 25" Dia. x 25" - 33"H Optional Accessories: 5132 Hard Floor Casters and 5138 2" Nylon Glides, see Page 87	3433BL	511.00	511.00	1	22	55	5.09	150
	3437BL Lab Stool, Low Height Foot Pedal Plate Pneumatic Height Adjustment Seat Height: 17" - 22" Seat: 24 1/4"W x 24 1/4"D x 17" - 22"H	3437BL	333.00	333.00	1	17.2	29	2.81	125
	3438BL Lab Stool, Saddle Seat, Med Height Foot Pedal Plate Pneumatic Height Adjustment Seat Height: 21" - 27" Seat: 24 1/4"W x 24 1/4"D x 21" - 27"H	3438BL	457.00	457.00	1	21.8	43	4.11	125
	Lab Stool Seating Optional Accessories								
	5132 Hard Floor Casters	5132	121.00	121.00	Set/5	1	1	0.06	65
	5138 2" Nylon Glides	5138	54.00	54.00	Set/5	1	1	0.03	65
	6660 SitStar™ Chrome Base Stool with Adjustable Footring Seat Height: 22" - 32" Seat: 19"W x 14"D Base: 26" Dia. Finish: Black-BL Optional Accessories: 5132 Hard Floor Casters and 5138 2" Nylon Glides, see Page 87	6660BL	624.00	624.00	1	31	38	3.6	100
	6661 SitStar™ Back Optional Back Pad Only: 16"W x 19"H Finish: Black-BL	6661BL	317.00	317.00	1	9	23	2.14	100
	Steel Stools								
	6603 Guest-Height Steel Stool Seat Height: 15" Seat: 13"W x 13"D Overall: 15 1/4"W x 15 1/4"D x 15"H Finish: Black-BL, Blue-BU, Red-RD, Silver-SL, White-WH	6603BL 6603BU 6603RD 6603SL 6603WH	142.00	142.00	1	10	10	0.68	85
	6604 Guest-Height Steel Stool Seat Height: 18" Seat: 13"W x 13"D Overall: 15 1/4"W x 15 1/4"D x 18"H Finish: Black-BL, Blue-BU, Red-RD, Silver-SL, White-WH	6604BL 6604BU 6604RD 6604SL 6604WH	142.00	142.00	1	10	10	0.68	85
	6605 Counter-Height Steel Stool Seat Height: 25" Seat: 13"W x 13"D Overall: 17 1/4"W x 17 1/4"D x 25"H Finish: Black-BL, Blue-BU, Red-RD, Silver-SL, White-WH	6605BL 6605BU 6605RD 6605SL 6605WH	165.00	165.00	1	11	12	0.95	85
	6606 Bar-Height Steel Stool Seat Height: 29" Seat: 13"W x 13"D Overall: 17 1/4"W x 17 1/4"D x 29"H Finish: Black-BL, Blue-BU, Red-RD, Silver-SL, White-WH	6606BL 6606BU 6606RD 6606SL 6606WH	182.00	182.00	1	12	13	1.11	925

*See page 55 for Chair Features and Chair Functions.




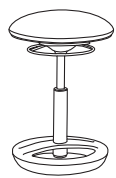





Office Suites
Seating
Tables & Desks
Meeting Essentials
Personal Organization
Ergonomics
High Density Storage
Storage & Filing
Facilities
Technology Furniture
Art & Engineering
K-12 Education
SAFE Collection Addendum

Model #	Description	Fabric Grades/Model #	List Price Ea.	List Carton Price	Quantity Per Carton	Actual Weight	S-Parcel Billable Weight	Carton Cube	Freight Class
Soft Tough™ Workbench Seating									
	6912 Soft Tough™ Stool with Articulating Seat/Back 1 2 3 5 14 * Seat Height: 22" - 32" Seat: 18"W x 16½"D Back: 17"W x 12"H		872.00	872.00	1	41	43	3.99	925
Economy Workbench Height Chair, Black 1 2 3 5 *									
	6680 Economy Workbench Height Chair, Black 1 2 3 5 * Seat Height: 22" - 32" Seat: 18"W x 16½"D Back: 17"W x 12"H		685.00	685.00	1	39	51	4.63	100
Task Master® Industrial Seating									
	5117 Task Master® Economy Industrial Chair 1 2 3 5 * Seat Height: 17" - 35" Seat: 16¼"W x 16¼"D Back: 14½"W x 9"H		897.00	897.00	1	38	57	5.12	125
	5120 Task Master® Deluxe Industrial Chair 1 2 5 13 15 * Seat Height: 17" - 35" Seat: 18¼"W x 17"D Back: 15¼"W x 12"H		1,313.00	1,313.00	1	49	57	5.21	100
Accessories 1 2 3 5									
	5130 Tubular Base Inserts (Task Master Only)	5130	53.00	53.00	Set/5	1	1	0.01	100
	5131 2" Carpet Casters (Task Master Only)	5131	90.00	90.00	Set/5	1	1	0.05	65
	5132 2" Hard Floor Casters	5132	121.00	121.00	Set/5	1	1	0.06	65
	5138 2" Nylon Glides	5138	54.00	54.00	Set/5	1	1	0.03	65
	5143 Closed Loop Armrests	5143	325.00	325.00	1 Set	8	9	0.74	100
	5144 T-Pad Armrests	5144	444.00	444.00	1 Set	7	8	0.51	100
WorkFit™ Polyurethane Seating									
	6950BL WorkFit™ Stool, Chrome Base, Black 1 2 3 5 * Seat Height: 22" - 30" Seat: 18"W x 16½"D Back: 17"W x 12"H	6950BL	755.00	755.00	1	37	38	3.06	85
Optional Accessories for WorkFit™ 1 2 3 5									
	6683 Adjustable T-Pad Armrests	6683	246.00	246.00	1 Set	7	8	0.52	100
	5131 Carpet Casters	5131	90.00	90.00	Set/5	1	1	0.05	65
	5132 Hard Floor Casters	5132	121.00	121.00	Set/5	1	1	0.06	65

*See page 55 for Chair Features and Chair Functions.

Active Seating

Safco® Products marketing materials are designed to be used as sales tools for our Dealer network.

Model #	Description	Fabric Grades/ Model #	List Price Ea.	List Carton Price	Quantity Per Carton	Actual Weight	S-Parcel Billable Weight	Carton Cube	Freight Class
 FFR-1000	Stabilizing Footrest Weight Capacity: 300 lbs. Overall Size: 14"W x 26"D x 3 1/2"H		147.00	147.00	1	4.5	6	0.54	150
	Twixt™ Active Seating Chair 1 5 * 3000 Twixt™ Sitting-Height Stool Seat Height: 17" - 22" Seat Size: 15" Dia. Overall: 15"Dia. x 17" - 22"H Fabric: Black-BL, Blue-BU, Green-GN, Orange-OR, Black Vinyl-BV	3000BL 3000BU 3000GN 3000OR 3000BV	371.00	371.00	1	16	16	1.54	150
	3000 Twixt™ Series Sitting-Height Stool, Custom Seat Height: 17" - 22" Seat Size: 15" Dia. Overall: 15"Dia. x 17" - 22"H COM Yardage: .75 yds. Bases: Black, Chrome, White	01 02 03 COM NC	39.00 59.00 82.00 59.00 NC	39.00 59.00 82.00 59.00 NC	1	16	16	1.54	150
	Twixt™ Active Seating Chair 1 5 * 3001 Twixt™ Extended-Height Stool Seat Height: 22" - 31 1/4" Seat Size: 15 1/2" Dia. Overall: 15 1/2"Dia. x 22" - 31 1/4"H Fabric: Black-BL, Blue-BU, Green-GN, Orange-OR, Black Vinyl-BV	3001BL 3001BU 3001GN 3001OR 3001BV	408.00	408.00	1	17	19	1.76	150
	3001 Twixt™ Series Extended-Height Stool, Custom Seat Height: 22" - 31 1/4" Seat Size: 15 1/2" Dia. Overall: 15 1/2"Dia. x 22" - 31 1/4"H COM Yardage: .75 yds. Bases: Black, Chrome, White	01 02 03 COM NC	39.00 59.00 82.00 59.00 NC	39.00 59.00 82.00 59.00 NC	1	17	19	1.76	150
	3005BV Twixt™ Mid-Height Saddle Stool Seat Height: 17" - 22" Overall: 15 1/2"W x 15 1/2"D x 17" - 22"H Fabric: Black Vinyl-BV		384.00	384.00	1	16.2	17	1.53	150
	3006BV Twixt™ Extended-Height Saddle Stool Seat Height: 22" - 31 1/4" Overall: 15 1/2"W x 15 1/2"D x 22" - 31 1/4"H Fabric: Black Vinyl-BV		434.00	434.00	1	17.6	21	1.89	150

*See page 55 for Chair Features and Chair Functions.

Office Suites
Seating
Tables & Desks
Meeting Essentials
Personal Organization
Ergonomics
High Density Storage
Storage & Filing
Facilities
Technology Furniture
Art & Engineering
K-12 Education
SAFE Collection Addendum

Model #	Description	Fabric Grades/ Model #	List Price Ea.	List Carton Price	Quantity Per Carton	Actual Weight	S-Parcel Billable Weight	Carton Cube	Freight Class
Runtz™ Ball Chair									
4755	Runtz™ Ball Chair Seat Height: 16-17" Seat Size: 12" Dia. Overall: 22½" Dia. x 16-17"H	4755	350.00	350.00	1	14	21	1.8	125
4756BV	Runtz™ Ball Chair Vinyl: Black-BV, Blue-BUV, Green-GV, Red-RV (Legs come with option for 2 height settings)	4756BV 4756BUV 4756GV 4756RV	350.00	350.00	1	14	21	1.83	125
Runtz™ Ball Chair, Vinyl Series									
4757	Runtz™ Ball Chair, Vinyl Series Grade 2 Vinyl, Canter, Dot.com, Hathaway	4757	590.00	590.00	1	14	21	1.83	150
	2 Tone Vinyl (Legs come with option for 2 height settings)	4757	628.00	628.00					
Runtz™ Swivel Ball Chair									
4761	Runtz™ Swivel Ball Chair Seat Size: 12" Dia. Overall: 22½" Dia. x 17"H	4761BV 4761BUV 4761GV 4761RV	425.00	425.00	1	16.4	24	2.3	100
	Vinyl: Black-BV, Blue-BUV, Green-GV, Red-RV								
Runtz™ Swivel Ball Chair, Vinyl Series									
4761	Runtz™ Swivel Ball Chair, Vinyl Series Grade 2 Vinyl, Canter, Dot.com, Hathaway	4761	620.00	620.00	1	16.4	24	2.33	100
	2 Tone Vinyl	4761	658.00	658.00					
Zenergy™ Ball Chair									
4750	Zenergy™ Ball Chair Seat Height: 22-23" Seat Size: 17½" Dia. Overall: 22½" Dia. x 22-23"H	4750	375.00	375.00	1	15	21	1.8	100
4751	Zenergy™ Ball Chair, Black Vinyl-BV Vinyl: Black-BV, Blue-BUV, Green-GV, Red-RV (Legs come with option for 2 height settings)	4751BV 4751BUV 4751GV 4751RV	375.00	375.00	1	16	20	1.76	100
Zenergy™ Ball Chair, Vinyl Series									
4753	Zenergy™ Ball Chair, Vinyl Series Grade 1 Vinyl: Dillon, Grade 2 Vinyl: Canter, Canyon, Dot.com, Hathaway Phoenix, Persuasion, Whisper, Vibe	4753	605.00	605.00	1	16	21	1.8	150
	2 Tone Vinyl (Legs come with option for 2 height settings)	4753	643.00	643.00					
Zenergy™ Swivel Ball Chair									
4760	Zenergy™ Swivel Ball Chair Seat Size: 17½" Dia. Overall: 17½" Dia. x 23"H	4760BL 4760BU 4760GN 4760OR 4760BV	445.00	445.00	1	16	22	2.06	85
	Fabric: Black-BL, Blue-BU, Green-GN, Orange-OR Vinyl: Black-BV, Blue-BUV, Green-GV, Red-RV								
Zenergy™ Swivel Ball Chair, Vinyl Series									
4760	Zenergy™ Swivel Ball Chair, Vinyl Series Grade 1 Vinyl: Dillon, Grade 2 Vinyl: Canter, Canyon, Dot.com, Hathaway Phoenix, Persuasion, Whisper, Vibe	4760	640.00	640.00	1	16	22	2.06	85
	2 Tone Vinyl	4760	679.00	679.00					
Replacement Inner Ball and Plug:									
220000075	Zenergy Inner Ball and Plug	220000075	51.00						
220000076	Runtz Inner Ball and Plug	220000076	51.00						

Office Suites
Seating
Tables & Desks
Meeting Essentials
Personal Organization
Ergonomics
High Density Storage
Storage & Filing
Facilities
Technology Furniture
Art & Engineering
K-12 Education
SAFE Collection Addendum

Customer's Specified Laminate Request Form

All requests for customization of product, sizes and finishes must have prior approval.
Please email specials@safcoproducts.com

Dealer Name _____

Dealer Address _____

City, State, Zip _____

Safco Sales Representative _____

Project Name _____

Expected Time Line _____

Install Date _____

Is this a standards program Yes or NO If Yes, Length of Standards _____

Laminate/Paint Manufacturer _____

Laminate or Paint Manufacturer Phone Number () _____

Laminate or Paint Name _____

Laminate or Paint Number _____

Safco Model/Series Number _____

Quantity _____

Is there a desired top and bottom to the laminate application? Yes ___ No ___

If yes, clearly specify how laminate is to be applied

Please Note:

- Due to standard laminate sheet sizes, most laminates will need to be applied in a horizontal orientation.
- Limited Lifetime Warranty does not extend to Customer Custom Options
- All Custom Options must be approved by Safco's Specials Department before Purchase Order submission

We require 3 sample chips mailed for all color matches along with form to:

Safco Products Company
9300 West Research Center Road
New Hope, MN 55428

Attn: Specials

Office Suites
Seating
Tables & Desks
Meeting Essentials
Personal Organization
Ergonomics
High Density Storage
Storage & Filing
Facilities
Technology Furniture
Art & Engineering
K-12 Education
SAFE Collection Addendum

Impromptu® Mobile Training Tables

Model #	Description	Table Laminates	List Price Ea.	List Carton Price	Quantity Per Carton	Actual Weight	S-Parcel Billable Weight	Carton Cube	Freight Class	
Impromptu® Mobile Training Tables										
	2065	Impromptu® Rectangle Tabletop 48"W x 24"D x 1"H Top Laminate: Cherry-CY, Gray-GR	2065CY 2065GR	345.00	345.00	1	31	LTL	1.13	70
	2030	Impromptu® Table Base for 48"W Tabletop 37½"D x 24"W x 28"H Table Base Color: Black-BL, Metallic Gray-SL	2030SL 2030BL	454.00	454.00	1	28	LTL	2.97	100
	2066	Impromptu® Rectangle Tabletop 60"W x 24"D x 1"H Top Laminate: Cherry-CY, Gray-GR	2066CY 2066GR	359.00	359.00	1	36	LTL	1.41	70
	2031	Impromptu® Table Base for 60"W Tabletop 49½"D x 24"W x 28"H Table Base Color: Black-BL, Metallic Gray-SL	2031SL 2031BL	487.00	487.00	1	32	LTL	3.75	100
	2067	Impromptu® Rectangle Tabletop 72"W x 24"D x 1"H Top Laminate: Cherry-CY, Gray-GR	2067CY 2067GR	453.00	453.00	1	47	LTL	1.69	70
	2031	Impromptu® Table Base for 72"W Tabletop 49½"D x 24"W x 28"H Table Base Color: Black-BL, Metallic Gray-SL	2031SL 2031BL	487.00	487.00	1	32	LTL	3.75	100
	2068	Impromptu® Tabletop Half Round 48"W x 24"D x 1"H Top Laminate: Cherry-CY, Gray-GR	2068CY 2068GR	383.00	383.00	1	24	LTL	1.13	70
	2030	Impromptu® Table Base for 48"W Tabletop 37½"D x 24"W x 28"H Table Base Color: Black-BL, Metallic Gray-SL	2030SL 2030BL	454.00	454.00	1	28	LTL	2.97	100

Office Suites
Seating
Tables & Desks
Meeting Essentials
Personal Organization
Ergonomics
High Density Storage
Storage & Filing
Facilities
Technology Furniture
Art & Engineering
K-12 Education
SAFE Collection Addendum

Flip-N-Go® Conference/Training Tables

Safco® Products marketing materials are designed to be used as sales tools for our Dealer network.

- Minimal assembly required
- Dual-sided levers for a quick flip of the top
- Tables nest for compact storage
- Integrated Modesty Panel with built-in cable trough
- Tables can be connected together by using ganging kit (included)
- Tables are shipped in two boxes, top and base separately
- Overall HPL table height: 29"
- Four locking casters
- 5¼" between tables when nested
- 150 lb. weight capacity, Evenly distributed
- Base available in Black or Silver Finishes
- Tables available in either Thermally Fused Laminate (TFL) with standard T-Mold or High Pressure Laminate (HPL) with your choice of 3 edge treatments
- HPL Edge Treatments: 3mm (H3), Knife-Edge (HK) or Standard T-Mold (HT) available in corporate edge colors
- See page 10 for corporate laminate color options or go to Safco website
- Manufactured cutouts (5¼ x 3") for daisy chain electrical kits available on 24"D rectangular tables (one centered cutout per table grommet not included)
- Add "E" suffix and \$30 list upcharge per cutout
- Power Options page 112 for surface mount kits

How to Specify

Start with base model number and **SELECT ONE CODE FROM EACH OF THE OPTIONS** to complete your final model number for ordering:

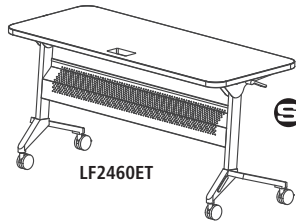
Select MODEL NUMBER (ie., LF2448)	Step 1: Select [✦] CUTOUT (OPTIONAL)	Step 2: Select [■] LAMINATE/EDGE TYPE
	E = Rectangular (Cutout Only) (Add \$34 List)	H3 = HPL Laminate /3mm Edge
	G = Center Grommet (Add \$30 List)	HK = HPL Laminate /Knife Edge HT = HPL Laminate /T-Mold Edge
	M = Left/Right (2) Grommets (Add \$60 List)	T = TFL Laminate /T-Mold Edge

Add codes to indicate your selections: **E** (Rectangular Cutout Only) **H3** (HPL Laminate /3mm Edge)

The final Model Number for Base Product LF2448 with the highlighted selections would be **LF2448-E-H3** (or **LF2448EH3**).

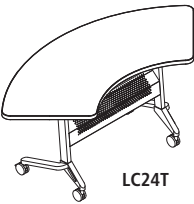
• See next page for Cutout and Laminate/Edge options

Note: All non-standard cutouts (other than above) will be reviewed to determine if the cutout does not interfere with the base, degrade table strength or cause imbalance. Contact specials@safcoproducts.com for quote request and drawing signoff will be required before order is processed.



Rectangular Surfaces

Model No.	Description	Wt.	Available Cutouts	TFL List Price "T" Suffix	HPL List Price HT, HK or H3 Suffix
LF1848	48 x 18" Rectangular	66	G	901.00	960.00
LF1860	60 x 18" Rectangular	76	G,M	960.00	1,064.00
LF1872	72 x 18" Rectangular	86	G,M	1,024.00	1,124.00
LF2448	48 x 24" Rectangular	76	E,G	960.00	1,064.00
LF2460	60 x 24" Rectangular	86	E,G,M	1,064.00	1,166.00
LF2472	72 x 24" Rectangular	96	E,G,M	1,124.00	1,248.00



Crescent Surfaces (48" Radius)

LC24	67 x 24" Crescent	76	-	1,147.00	1,248.00
------	-------------------	----	---	----------	----------

Trapezoid Surfaces

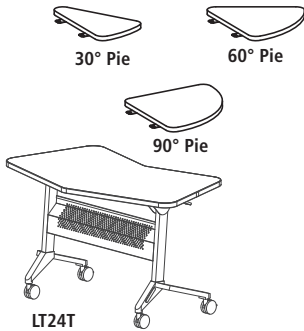
LP24	60 x 24" Trapezoid	76	-	1,024.00	1,107.00
------	--------------------	----	---	----------	----------

Pie Connectors

P3018	18" x 30° Pie	4	-	348.00	390.00
P6018	18" x 60° Pie	8	-	365.00	—
P9018	18" x 90° Pie	12	-	390.00	431.00
P3024	24" x 30° Pie	6	-	348.00	390.00
P6024	24" x 60° Pie	12	-	365.00	407.00
P9024	24" x 90° Pie	18	-	390.00	431.00

Transition Tables (Surfaces can be installed in either direction)

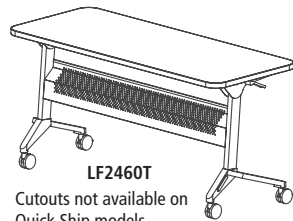
LT24	48"W x 24"D	76	-	1,148.00	1,248.00
------	-------------	----	---	----------	----------



Flip-N-Go® Conference/Training Tables - Quick Ship Options

- Low pressure laminate tabletop with Black T-mold edge band
- Laminate top options: Regal Mahogany (RMH), Folkstone (FLK4), Cherry (LCRM), Mocha (LDCM)
- Black (S) or Silver (SLV) base to match workspace décor

Example of ordering Quick Ship Model Number for Black (S) Base Product LF2448T with the selected laminate color would be **LF2448T-S-FLK4** (or **LF2448TSFLK4**).



Rectangular Surfaces

Model No.	Description	Wt.	List Price
LF1848T	48 x 18" Rectangular	66	876.00
LF1860T	60 x 18" Rectangular	76	960.00
LF1872T	72 x 18" Rectangular	86	1,024.00
LF2448T	48 x 24" Rectangular	76	960.00
LF2460T	60 x 24" Rectangular	86	1,064.00
LF2472T	72 x 24" Rectangular	96	1,124.00

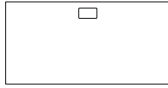
Cutouts not available on Quick Ship models

Cutout Options [♣]

"E" - \$30 List upcharge

(1) Manufactured rectangular cutout 5 1/4 x 3" for daisy chain electrical kits only. Grommet caps not included with cutout.

See page 112 for available kit options.



Cutout-E

"G" - \$30 List upcharge

(1) Manufactured round cutout 1 3/4" in diameter located in center approach side of top. Includes grommet cap. Black only.



Cutout-G

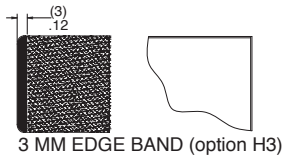
"M" - \$60 List upcharge

(2) Manufactured round cutouts 1 3/4" diameter located on right and left approach side of top. Includes (2) grommet caps. Black only.

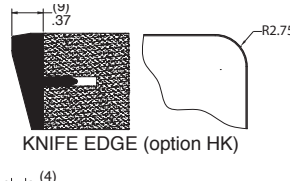


Cutout-M

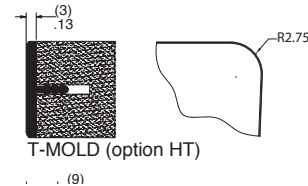
Laminate Edge Type [■]



3 MM EDGE BAND (option H3)



KNIFE EDGE (option HK)

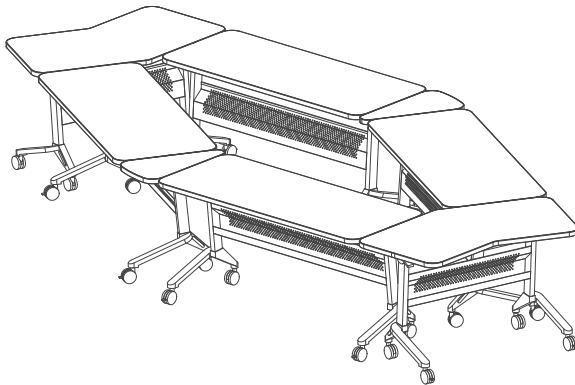


T-MOLD (option HT)

Note: All non-standard cutouts (other than above) will be reviewed to determine if the cutout does not interfere with the base, degrade table strength or cause imbalance. Contact specials@safcoproducts.com for quote request and drawing signoff will be required before order is processed.

Flip-N-Go® Conference/Training Tables - Idea Starters

• Must order by individual model numbers.

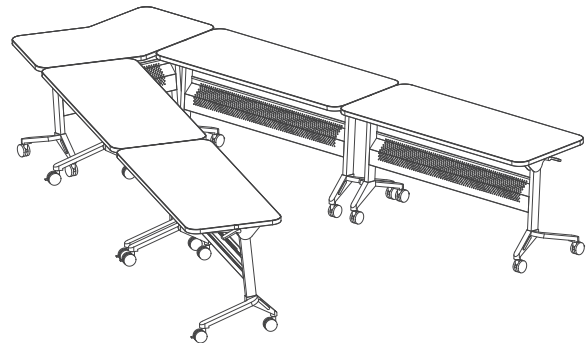


Flip-N-Go Idea Starter #1

Consists of:

Qty.	Model No.	Description	List Price Each
4	LF2460T	Rectangular Table, 24 x 60"	1,064.00
2	LT24T	24"D Transition Table	1,148.00
2	P3024T	24" x 30° Pie	348.00

Total: 7,248.00

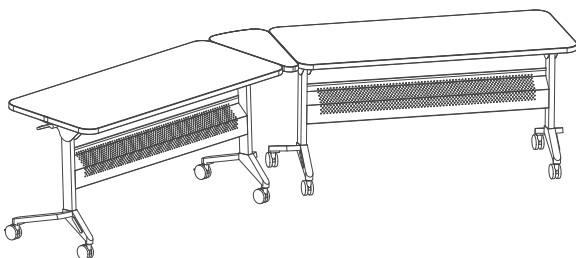


Flip-N-Go Idea Starter #2

Consists of:

Qty.	Model No.	Description	List Price Each
4	LF2460T	Rectangular Table, 24 x 60"	1,064.00
1	LT24T	24"D Transition Table	1,148.00

Total: 5,404.00



Flip-N-Go Idea Starter #3

Consists of:

Qty.	Model No.	Description	List Price Each
2	LF2460T	Rectangular Table, 24 x 60"	1,064.00
1	P3024T	24" x 30° Pie	348.00

Total: 2,476.00

- Single-handed center control mechanism for convenient flip of the top
- Minimal assembly required, installs in minutes
- Tables straight-row nest for compact storage
- Integrated modesty panel with built-in cable trough
- Tables can be connected together by using ganging kit (included)
- Overall table height: 29½", four 3" locking casters
- 150 lb. weight capacity, evenly distributed
- Tables available with Silver frame, and tops in either Thermally Fused Laminate (TFL) with standard T-Mold or High Pressure Laminate (HPL) with your choice of (3) edge treatments
- See page 10 for laminate color options or go to Safco website
- HPL Edge Treatments: 3mm (H3), Knife-Edge (HK) or Standard T-Mold (HT) available in corporate edge colors, see page 10
- Manufactured cutouts (5¼ x 3") for daisy chain electrical kits available on 30"D rectangular tables (one centered cutout per table, Grommet not included), add "E" suffix and \$30 list upcharge per cutout
- See Training Tables Power Options pg 110 for surface mount kits
- Silver Base only
- Tables are shipped in two boxes
- 6½" between tables when nested

How to Specify

Start with base model number and **SELECT ONE CODE FROM EACH OF THE OPTIONS** to complete your final model number for ordering:

Select MODEL NUMBER (ie., SY2448)	Step 1: Select [✦] CUTOUT (OPTIONAL)	Step 2: Select [■] LAMINATE/EDGE TYPE
	E = Rectangular (Cutout Only) (Add \$30 List)	H3 = HPL Laminate /3mm Edge
	G = Center Grommet (Add \$30 List)	HK = HPL Laminate /Knife Edge HT = HPL Laminate /T-Mold Edge
	M = Left/Right (2) Grommets (Add \$60 List)	T = TFL Laminate /T-Mold Edge

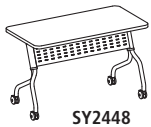
Add codes to indicate your selections: E (Rectangular Cutout Only) H3 (HPL Laminate /3mm Edge)

The final Model Number for Base Product SY2448 with the highlighted selections would be SY2448-E-H3 (or SY2448EH3).

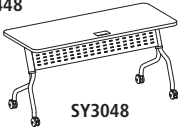
• See next page for Cutout and Laminate/Edge options

Note: All non-standard cutouts (other than above) will be reviewed to determine if the cutout does not interfere with the base, degrade table strength or cause imbalance. Contact specials@safcoproducts.com for quote request and drawing signoff will be required before order is processed.

Sync™ Conference/Training Tables

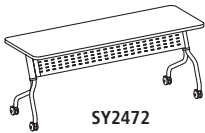


SY2448

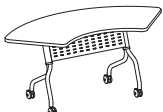


SY3048

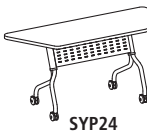
Shown with optional manufactured cut-outs for daisy chain electrical kits.



SY2472



SYC24



SYP24



SYT24



SYT30



30° Pie



60° Pie



90° Pie

Rectangular Surfaces

Model No.	Description	Wt.	Available Cutouts	TFL List Price "T" Suffix	HPL List Price HT, HK or H3 Suffix
SY1848	48 x 18" Rectangular	66	G	982.00	1,074.00
SY1854	54 x 18" Rectangular	71	G	1,052.00	1,134.00
SY1860	60 x 18" Rectangular	76	G,M	1,074.00	1,187.00
SY1866	66 x 18" Rectangular	80	G,M	1,111.00	1,213.00
SY1872*	72 x 18" Rectangular	86	G,M	1,142.00	1,260.00
SY2448	48 x 24" Rectangular	76	G	1,074.00	1,187.00
SY2454	54 x 24" Rectangular	82	G	1,143.00	1,255.00
SY2460	60 x 24" Rectangular	86	G,M	1,187.00	1,310.00
SY2466*	66 x 24" Rectangular	92	G,M	1,234.00	1,373.00
SY2472*	72 x 24" Rectangular	96	G,M	1,260.00	1,402.00
SY3048	48 x 30" Rectangular	86	E,G	1,168.00	1,310.00
SY3054*	54 x 30" Rectangular	93	E,G	1,224.00	1,368.00
SY3060*	60 x 30" Rectangular	99	E,G,M	1,286.00	1,424.00
SY3066*	66 x 30" Rectangular	105	E,G,M	1,329.00	1,470.00
SY3072*	72 x 30" Rectangular	111	E,G,M	1,373.00	1,515.00

*Models that do not ship via small parcel

Crescent Surfaces (48" Radius)

SYC24	67 x 24" Crescent	78	-	1,213.00	1,334.00
-------	-------------------	----	---	----------	----------

Trapezoid Surfaces

SYP24	60 x 24" Trapezoid	78	-	1,213.00	1,334.00
-------	--------------------	----	---	----------	----------

Transition Surfaces

SYT24	48"W x 24"D	78	-	1,287.00	1,383.00
SYT30	60"W x 30"D	100	-	1,325.00	1,422.00

Pie Connectors

P3018	18" x 30° Pie	4	-	348.00	390.00
P6018	18" x 60° Pie	8	-	365.00	—
P9018	18" x 90° Pie	12	-	390.00	431.00
P3024	24" x 30° Pie	6	-	348.00	390.00
P6024	24" x 60° Pie	12	-	365.00	407.00
P9024	24" x 90° Pie	18	-	390.00	431.00
P3030	30" x 30° Pie	8	-	—	390.00
P6030	30" x 60° Pie	16	-	365.00	407.00
P9030	30" x 90° Pie	22	-	390.00	431.00

Cutout Options [♣]

"E" - \$30 List upcharge

(1) Manufactured rectangular cutout 5 1/4 x 3" for daisy chain electrical kits only. Grommet caps not included with cutout.

See page 112 for available kit options.



Cutout-E



Cutout-G



Cutout-M

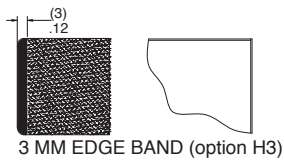
"G" - \$30 List upcharge

(1) Manufactured round cutout 1 3/4" in diameter located in center approach side of top. Includes grommet cap. Black only.

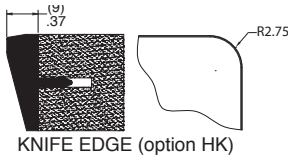
"M" - \$60 List upcharge

(2) Manufactured round cutouts 1 3/4" diameter located on right and left approach side of top. Includes (2) grommet caps. Black only.

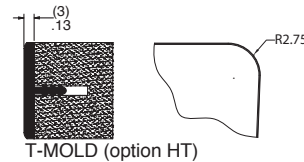
Laminate Edge Type [■]



3 MM EDGE BAND (option H3)



KNIFE EDGE (option HK)

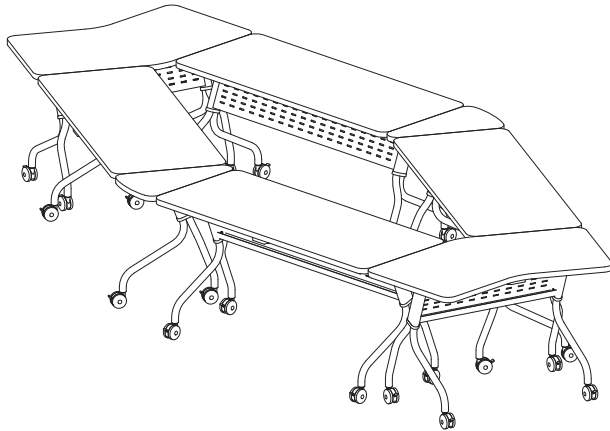


T-MOLD (option HT)

Note: All non-standard cutouts (other than above) will be reviewed to determine if the cutout does not interfere with the base, degrade table strength or cause imbalance. Contact specials@safcoproducts.com for quote request and drawing signoff will be required before order is processed.

Sync™ Conference/Training Tables - Idea Starters

• Must order by individual model numbers.

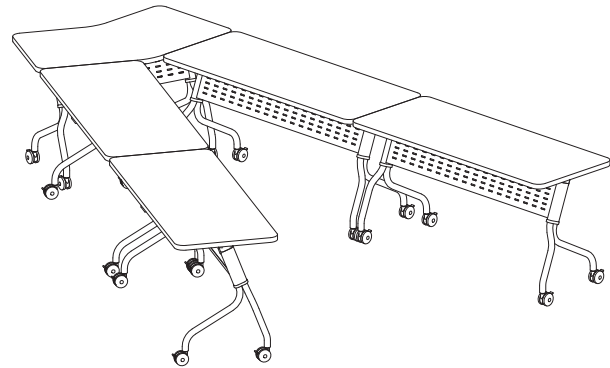


Sync Idea Starter #1

Consists of:

Qty.	Model No.	Description	List Price Each
4	SY2460T	Rectangular Table, 24 x 60"	1,187.00
2	SYT24T	24"D Transition Table	1,287.00
2	P3024T	24" x 30° Pie	348.00

Total: 8,018.00

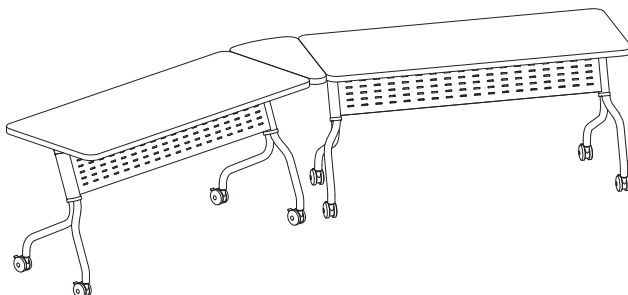


Sync Idea Starter #2

Consists of:

Qty.	Model No.	Description	List Price Each
4	SY2460T	Rectangular Table, 24 x 60"	1,187.00
1	SYT24T	24"D Transition Table	1,287.00

Total: 6,035.00



Sync Idea Starter #3

Consists of:

Qty.	Model No.	Description	List Price Each
2	SY2460T	Rectangular Table, 24 x 60"	1,187.00
1	P3024T	24" x 30° Pie	348.00

Total: 2,722.00

Rumba™ Nesting Tables

Safco® Products marketing materials are designed to be used as sales tools for our Dealer network.

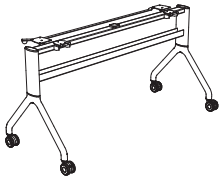
Rumba Nesting Top SKU # Formula



Model	Top Shape	Top Size	Top Color
RBA	REC-Rectangle	7224-72"x24"	BMCHBK -Biltmore Cherry Black Edge DSWTWI -Designer White White Edge FNGYWI -Fashion Gray White Edge ASNTBK -Asian Night Black Edge CLWNBK -Columbian Walnut Black Edge FUMPWI -Fusion Maple White Edge AISAWI -Asian Sand White Edge BLAKBK -Black Black Edge
		6024-60"x24"	
		4824-48"x24"	
		7230-72"x30"	
		6030-60"x30"	
RBA+	REC+	6024+	FNGYWI

Ex: **RBAREC6024FNGYWI** Rumba Rectangular 60x24" Top in Fashion Gray | White Edge Band

Rumba Nesting Base SKU # Formula













Model	Base Style	Base Size	Base Color
RBA	FL-Flip	7224-72"x24"	SL -Silver BL -Black
		6024-60"x24"	
		4824-48"x24"	
		7230-72"x30"	
		6030-60"x30"	
RBA+	FL+	6024+	SL

Ex: **RBAFL6024SL** Rumba Flip 60x24" Base in Silver

Quick Ship Laminate Colors:
BMCHBK – Biltmore Cherry | Black Edge
DSWTWI – Designer White | White Edge
FNGYWI – Fashion Gray | White Edge

Built to Order Laminate Colors:
ASNTBK – Asian Night | Black Edge
CLWNBK – Columbian Walnut | Black Edge
FUMPWI – Fusion Maple | White Edge
AISAWI – Asian Sand | White Edge
BLAKBK – Black | Black Edge

Model # (Top + Coordinating Base)	Description	Model	List Price Ea.	Number of Cartons	Actual Weight	S-Parcel Billable Weight	Carton Cube	Freight Class
 RBAREC7224 	Rumba™ Rectangle Top - 72"W x 24"D	RBAREC7224	610.00	1	55.2	LTL	1.67	70
	Rumba™ Base - 29½"H	RBAFL7224	1,005.00	1	54.2	LTL	4.91	92.5
 RBAREC6024 	Rumba™ Rectangle Top - 60"W x 24"D	RBAREC6024	508.00	1	48	LTL	1.38	60
	Rumba™ Base - 29½"H	RBAFL6024	947.00	1	47.6	LTL	4.2	92.5
 RBAREC4824 	Rumba™ Rectangle Top - 48"W x 24"D	RBAREC4824	407.00	1	32.6	LTL	1.12	62
	Rumba™ Base - 29½"H	RBAFL4824	875.00	1	41	LTL	3.01	85
 RBAREC7230 	Rumba™ Rectangle Top - 72"W x 30"D	RBAREC7230	762.00	1	66.4	LTL	2.04	60
	Rumba™ Base - 29½"H	RBAFL7230	1,063.00	1	53.8	LTL	5.04	92.5
 RBAREC6030 	Rumba™ Rectangle Top - 60"W x 30"D	RBAREC6030	636.00	1	56	LTL	1.72	60
	Rumba™ Base - 29½"H	RBAFL6030	1,005.00	1	49.2	LTL	4.2	92.5

Quick Ship Kits

- High pressure laminate tabletop with 3mm edge band
- Laminate top options: Designer White (DSWT) with white edge band, Fashion Gray (FNGY) with white edge band, and Biltmore Cherry (BMCH) with black edge band
- Silver (SL) bases only for Quick Ship SKUs
- Example: **RBA7230FL-SL-DSWT** (or **RBA7230FLSLDSWT**) Rumba 72 x 30" Flip base in Silver (SL) with Designer White (DSWT) top



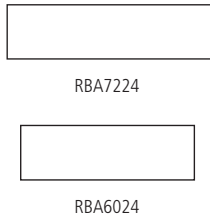
RBA7224FL	Rumba™ Rectangle Top - 72"W x 24"D, Flip Table	RBA7224FL	1,470.00	2	103	LTL	8.8	85
RBA6024FL	Rumba™ Rectangle Top - 60"W x 24"D, Flip Table	RBA6024FL	1,323.00	2	88	LTL	7.38	85
RBA4824FL	Rumba™ Rectangle Top - 48"W x 24"D, Flip Table	RBA4824FL	1,180.00	2	74	LTL	5.96	70
RBA7230FL	Rumba™ Rectangle Top - 72"W x 30"D, Flip Table	RBA7230FL	1,645.00	2	113	LTL	10.95	70
RBA6030FL	Rumba™ Rectangle Top - 60"W x 30"D, Flip Table	RBA6030FL	1,453.00	2	99	LTL	9.19	70



These products are subject to California Proposition 65. Please visit the product detail page on our website for specific information.

Office Suites
Seating
Tables & Desks
Meeting Essentials
Personal Organization
Ergonomics
High Density Storage
Storage & Filing
Facilities
Technology Furniture
Art & Engineering
K-12 Education
SAFE Collection Addendum

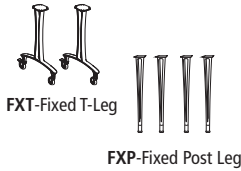
Rumba Fixed Top SKU # Formula



Model	Top Size	Top Color
RBA	7224-72"x24" 6024-60"x24"	BMCHBK-Biltmore Cherry Black Edge DSWTWI-Designer White White Edge FNGYWI-Fashion Gray White Edge ASNTBK-Asian Night Black Edge CLWNBK-Columbian Walnut Black Edge FUMPWI-Fusion Maple White Edge AISAWI-Asian Sand White Edge BLAKBK-Black Black Edge
RBA+	7224+	AISAWI

Ex: RBA7224AISAWI Rumba 72x24" Top in Asian Sand | White Edge Band

Rumba Fixed Base SKU # Formula



Model	Base Style	Caster or Glide	Base Color
RBA	FXT-Fixed T-Leg FXP-Fixed Post Leg	CA-Caster GL-Glide	SL-Silver BL-Black
RBA+	FXT+	GL+	BL

Ex: RBAFXTGLBL Rumba Fixed T-Leg Glide Base in Black



Ex: RBA7224AISAWI Rumba 72x24" Top in Asian Sand | White Edge Band

Ex: RBAFXTGLBL Rumba Fixed T-Leg Glide Base in Black

Quick Ship Laminate Colors:

BMCHBK – Biltmore Cherry | Black Edge
DSWTWI – Designer White | White Edge
FNGYWI – Fashion Gray | White Edge

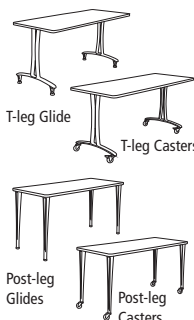
Built to Order Laminate Colors:

ASNTBK – Asian Night | Black Edge
CLWNBK – Columbian Walnut | Black Edge
FUMPWI – Fusion Maple | White Edge
AISAWI – Asian Sand | White Edge
BLAKBK – Black | Black Edge

Model # (Top + Coordinating Base)	Description	Model	List Price Ea.	Number of Cartons	Actual Weight	S-Parcel Billable Weight	Carton Cube	Freight Class
RBA7224	Rumba™ Top - 72"W x 24"D	RBA7224	610.00	1	59	LTL	1.71	60
RBA6024	Rumba™ Top - 60"W x 24"D	RBA6024	508.00	1	46	LTL	1.45	60
RBAFXTCA	Rumba™ Fixed T-Leg Caster Base - 29½"H	RBAFXTCA	664.00	1	23.8	LTL	3.44	125
RBAFXTGL	Rumba™ Fixed T-Leg Glide Base - 29½"H	RBAFXTGL	621.00	1	23.2	LTL	3.47	125
Rumba™ T-Leg Accessory								
2086	Rumba™ T-Leg Caps For use with Rumba™ T-Leg Tables Only Finish: Black-BL, Metallic Gray-SL	2086BL 2086SL	84.00	Set	2	3	0.21	100
RBAFXPCA	Rumba™ Fixed Post-Leg Caster Base - 29½"H	RBAFXPCA	579.00	1	17.8	LTL	1.2	85
RBAFXPGL	Rumba™ Fixed Post-Leg Glide Base - 29½"H	RBAFXPGL	545.00	1	17.4	LTL	1.18	85

Quick Ship Kits

- High pressure laminate tabletop with 3mm edge band
- Laminate top options: Designer White (DSWI) with white edge band, Fashion Gray (FNGY) with white edge band, and Biltmore Cherry (BMCH) with black edge band
- Silver (SL) bases only for quick ship SKUs
- Example: RBA7224PG-SL-DSWT (or RBA7224PGSLDSWT) Rumba 72 x 24" Post-legs with glides in Silver (SL) and designer white (DSWT) top



RBA7224TG	Rumba 72x24 T-leg Glide	RBA7224TG	1,120.00	2	76	LTL	11.13	125
RBA7224TCA	Rumba 72x24 T-leg Caster	RBA7224TCA	1,159.00	2	77	LTL	11.13	125
RBA7224PG	Rumba 72x24 Post-leg Glide	RBA7224PG	1,051.00	2	71	LTL	7.71	100
RBA7224PCA	Rumba 72x24 Post-leg Caster	RBA7224PCA	1,081.00	2	71	LTL	7.71	100
RBA6024TG	Rumba 60x24 T-leg Glide	RBA6024TG	999.00	2	69	LTL	9.34	125
RBA6024TCA	Rumba 60x24 T-leg Caster	RBA6024TCA	1,066.00	2	69	LTL	9.34	125
RBA6024PG	Rumba 60x24 Post-leg Glide	RBA6024PG	958.00	2	63	LTL	6.47	100
RBA6024PCA	Rumba 60x24 Post-leg Caster	RBA6024PCA	988.00	2	63	LTL	6.47	100

These products are subject to California Proposition 65. Please visit the product detail page on our website for specific information.

Learn Height-Adjustable Tables

Safco® Products marketing materials are designed to be used as sales tools for our Dealer network.

(Top + Coordinating Legs) Model #	Description	Model	List Price Ea.	List Carton Price	Quantity Per Carton	Actual Weight	S-Parcel Billable Weight	Carton Cube	Freight Class
<ul style="list-style-type: none"> • High Pressure Laminate • 3mm edge band • Height adjustable legs, adjust in 1" increments • Powder Coated Steel Legs 			<ul style="list-style-type: none"> • Adjustable nylon base levelers • Casters available - order separately • Tops and bases are sold separately, be sure to order one of each 			<ul style="list-style-type: none"> • 6 week lead time • Made in USA 			
	REC4824 Rectangle Top - 48"W x 24"D Laminate: Gray Nebula/Warm Gray-GYNAWG Fusion Maple/Warm Gray-FUMPWG White Dry Erase/Warm Gray-DRYEYG	REC4824GYNAWG REC4824FUMPWG REC4824DRYEYG	449.00 494.00	449.00 494.00	1 1	42 42	LTL LTL	- -	70 70
	REC6024 Rectangle Top - 60"W x 24"D Laminate: Gray Nebula/Warm Gray-GYNAWG Fusion Maple/Warm Gray-FUMPWG White Dry Erase/Warm Gray-DRYEYG	REC6024GYNAWG REC6024FUMPWG REC6024DRYEYG	526.00 578.00	526.00 578.00	1 1	54 54	LTL LTL	- -	125 125
	REC6030 Rectangle Top - 60"W x 30"D Laminate: Gray Nebula/Warm Gray-GYNAWG Fusion Maple/Warm Gray-FUMPWG White Dry Erase/Warm Gray-DRYEYG	REC6030GYNAWG REC6030FUMPWG REC6030DRYEYG	578.00 775.00	578.00 775.00	1 1	66 66	LTL LTL	- -	70 70
	REC6036 Rectangle Top - 60"W x 36"D Laminate: Gray Nebula/Warm Gray-GYNAWG Fusion Maple/Warm Gray-FUMPWG White Dry Erase/Warm Gray-DRYEYG	REC6036GYNAWG REC6036FUMPWG REC6036DRYEYG	757.00 833.00	757.00 833.00	1 1	84.5 84.5	LTL LTL	- -	70 70
	REC7230 Rectangle Top - 72"W x 30"D Laminate: Gray Nebula/Warm Gray-GYNAWG Fusion Maple/Warm Gray-FUMPWG White Dry Erase/Warm Gray-DRYEYG	REC7230GYNAWG REC7230FUMPWG REC7230DRYEYG	680.00 747.00	680.00 747.00	1 1	77.5 77.5	LTL LTL	- -	70 70
	REC7236 Rectangle Top - 72"W x 36"D Laminate: Gray Nebula/Warm Gray-GYNAWG Fusion Maple/Warm Gray-FUMPWG White Dry Erase/Warm Gray-DRYEYG	REC7236GYNAWG REC7236FUMPWG REC7236DRYEYG	897.00 986.00	897.00 986.00	1 1	102 102	LTL LTL	- -	70 70
 	HADJ18304GR HADJ29444GR Height Adjustable 4-Leg Pack 18-30" Height Adjustable 4-Leg Pack 29-44" Leg Color: Cityscape Gray	HADJ18304GR HADJ29444GR	439.00 481.00	439.00 481.00	1 1	18 23	LTL LTL	- -	70 70
 	WAV6030 Wave Top - 60"W x 30"D Laminate: Gray Nebula/Warm Gray-GYNAWG Fusion Maple/Warm Gray-FUMPWG White Dry Erase/Warm Gray-DRYEYG HADJ18304GR HADJ29444GR Height Adjustable 4-Leg Pack 18-30" Height Adjustable 4-Leg Pack 29-44" Leg Color: Cityscape Gray	WAV6030GYNAWG WAV6030FUMPWG WAV6030DRYEYG HADJ18304GR HADJ29444GR	680.00 748.00 439.00 481.00	680.00 748.00 439.00 481.00	1 1 1 1	65.2 65.2 18 23	LTL LTL LTL LTL	- - - -	70 70 70 70
 	YNG6030 Yinyang Top - 60"W x 30"D Laminate: Gray Nebula/Warm Gray-GYNAWG Fusion Maple/Warm Gray-FUMPWG White Dry Erase/Warm Gray-DRYEYG HADJ18303GR HADJ29443GR Height Adjustable 3-Leg Pack 18-30" Height Adjustable 3-Leg Pack 29-44" Leg Color: Cityscape Gray	YNG6030GYNAWG YNG6030FUMPWG YNG6030DRYEYG HADJ18303GR HADJ29443GR	707.00 775.00 329.00 363.00	707.00 775.00 329.00 363.00	1 1 1 1	51.3 51.3 12 18	LTL LTL LTL LTL	- - - -	70 70 85 85
 	HRND6030 Half Round Top - 60"W x 30"D Laminate: Gray Nebula/Warm Gray-GYNAWG Fusion Maple/Warm Gray-FUMPWG White Dry Erase/Warm Gray-DRYEYG HADJ18303GR HADJ29443GR Height Adjustable 3-Leg Pack 18-30" Height Adjustable 3-Leg Pack 29-44" Leg Color: Cityscape Gray	HRND6030GYNAWG HRND6030FUMPWG HRND6030DRYEYG HADJ18303GR HADJ29443GR	707.00 775.00 329.00 363.00	707.00 775.00 329.00 363.00	1 1 1 1	51.4 51.4 12 18	LTL LTL LTL LTL	- - - -	70 70 85 85
	1210BL Carpet Casters, Set of 4 Casters: 2½"H Finish: Black-BL	1210BL	28.00	28.00	1	1.2	2	0.08	65
	1211BL Hard floor Casters, Set of 4 Casters: 2½"H Finish: Black-BL	1211BL	39.00	39.00	1	1.3	2	0.08	65

Spark Top SKU # Formula



Model	Top Size	Top Color
SPK	7220-72" x 20" 7224-72" x 24" 6020-60" x 20" 6024-60" x 24"	BMCHBK-Biltmore Cherry Black Edge DSWTWI-Designer White White Edge FNGYWI-Fashion Gray White Edge ASNTBK-Asian Night Black Edge CLWNBK-Columbian Walnut Black Edge FUMPWI-Fusion Maple White Edge AISAWI-Asian Sand White Edge BLAKBK-Black Black Edge
SPK+	7020+	DSWTWI

Ex: **SPK7020DSWTWI** Spark 70x20" Top in Designer White | White Edge Band

Spark Base SKU # Formula



Model	Base Size	Base Color
SPK	60-60"W 72-72"W	SL-Silver BL-Black
SPK+	72+	SL

Ex: **SPK72SL** Spark 72"W Base in Silver

Quick Ship Laminate Colors:

BMCHBK – Biltmore Cherry | Black Edge
DSWTWI – Designer White | White Edge
FNGYWI – Fashion Gray | White Edge

Built to Order Laminate Colors:

ASNTBK – Asian Night | Black Edge
CLWNBK – Columbian Walnut | Black Edge

FUMPWI – Fusion Maple | White Edge
AISAWI – Asian Sand | White Edge
BLAKBK – Black | Black Edge

Model # (Top + Coordinating Base)	Description	Model	List Price Ea.	Number of Cartons	Actual Weight	S-Parcel Billable Weight	Carton Cube	Freight Class
	SPK7220 Spark™ Top - 72"W x 20"D	SPK7220	489.00	1	44.4	45	1.41	85
	SPK7224 Spark™ Top - 72"W x 24"D	SPK7224	588.00	1	54	LTL	1.65	60
	SPK72 Spark™ Base - 42"H	SPK72	386.00	1	35	LTL	4.17	100
	SPK6020 Spark™ Top - 60"W x 20"D	SPK6020	428.00	1	36.6	37	1.18	85
	SPK6024 Spark™ Top - 60"W x 24"D	SPK6024	512.00	1	45.2	LTL	1.38	60
	SPK60 Spark™ Base - 42"H	SPK60	332.00	1	32	LTL	3.04	92.5

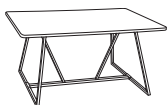
Quick Ship Kits

- High pressure laminate tabletop with 3mm edge band
- Laminate top options: Designer White (DSWI) with white edge band, Fashion Gray (FNGY) with white edge band, and Biltmore Cherry (BMCH) with black edge band
- Silver (SL) bases only for quick ship SKUs
- Example: **SPK7224-SL-DSWT** (or **SPK7224SLDSWT**) Spark 72 x 24" silver base (SL) with designer white (DSWT) top

	SPK7220 Spark™ - 72"W x 20"D x 42"H	SPK7220	820.00	2	72	LTL	6.93	250
	SPK7224 Spark™ - 72"W x 24"D x 42"H	SPK7224	869.00	2	79	LTL	7.90	250
	SPK6020 Spark™ 60"W x 20"D x 42"H	SPK6020	692.00	2	63	LTL	5.81	250
	SPK6024 Spark™ 60"W x 24"D x 42"H	SPK6024	732.00	2	68	LTL	6.62	250

Oasis™ Teaming Tables

Oasis™ Teaming Tables



3019 Oasis™ Teaming Sitting-Height Table
Overall Size: 60"W x 48"D x 29 1/4"H
Finish: Cherry-CY, Weathered White-WW

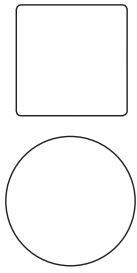
3019CY 943.00 1 123 LTL 12.39 925
3019WW



3020 Oasis™ Teaming Standing-Height Table
Overall Size: 60"W x 48"D x 42"H
Finish: Cherry-CY, Weathered White-WW

3020CY 1,009.00 1 126 LTL 12.39 925
3020WW

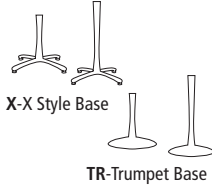
Cha-Cha Top SKU # Formula



Model	Top Shape	Top Size	Top Color
CHA	SQ-Square RND-Round	30-30" Sq. 36-36" Dia.	BMCHBK -Biltmore Cherry Black Edge DSWTWI -Designer White White Edge FNGYWI -Fashion Gray White Edge ASNTBK -Asian Night Black Edge CLWNBK -Columbian Walnut Black Edge FUMPWI -Fusion Maple White Edge AISAWI -Asian Sand White Edge BLAKBK -Black Black Edge
CHA+	RND+	30+	FUMPWI

Ex: **CHARND30FUMPWI** Cha-Cha Round 30" Dia Top in Fusion Maple | White Edge Band

Cha-Cha Base SKU # Formula



Model	Base Height	Base Style	Base Color
CHA	29-29" H 42-42" H	X-X Style TR-Trumpet	SL-Silver BL-Black
CHA+	29+	TR+	SL

Ex: **CHA29TRSL** Cha-Cha 29" H Trumpet Base in Silver

Ex: **CHARND30FUMPWI** Cha-Cha Round 30" Dia Top in Fusion Maple | White Edge Band

Ex: **CHA29TRSL** Cha-Cha 29" H Trumpet Base in Silver

Quick Ship Laminate Colors:

BMCHBK – Biltmore Cherry | Black Edge
 DSWTWI – Designer White | White Edge
 FNGYWI – Fashion Gray | White Edge

Built to Order Laminate Colors:

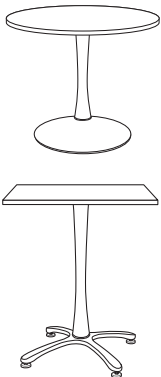
ASNTBK – Asian Night | Black Edge
 CLWNBK – Columbian Walnut | Black Edge
 FUMPWI – Fusion Maple | White Edge
 AISAWI – Asian Sand | White Edge
 BLAKBK – Black | Black Edge

Model # (Top + Coordinating Base)	Description	Model	List Price Ea.	Number of Cartons	Actual Weight	S-Parcel Billable Weight	Carton Cube	Freight Class
	CHASQ30 Cha-Cha™ Square Top - 30" Sq.	CHASQ30	358.00	1	27	27	0.92	70
	CHASQ36 Cha-Cha™ Square Top - 36" Sq.	CHASQ36	484.00	1	37	37	1.28	70
	CHARND30 Cha-Cha™ Round Top - 30" Dia.	CHARND30	323.00	1	22	LTL	0.92	70
	CHARND36 Cha-Cha™ Round Top - 36" Dia.	CHARND36	394.00	1	30	LTL	1.28	70
	CHA29X Cha-Cha™ X-Base - 29" H	CHA29X	511.00	1	17	LTL	2.16	125
	CHA42X Cha-Cha™ X-Base - 42" H	CHA42X	547.00	1	22	LTL	3.57	125
	CHA29TR Cha-Cha™ Trumpet-Base - 29" H	CHA29TR	511.00	1	24	LTL	2.42	100
	CHA42TR Cha-Cha™ Trumpet-Base - 42" H	CHA42TR	547.00	1	30	LTL	3.54	100

Quick Ship Kits

- High pressure laminate tabletop with 3mm edge band
- Laminate top options: Designer White (DSWI) with white edge band, Fashion Gray (FNGY) with white edge band, and Biltmore Cherry (BMCH) with black edge band
- Silver (SL) bases only for quick ship SKUs
- **Example:** **CHARND3629X-SL-DSWT** (or **CHARND3629XSLDSWT**) Cha-Cha 36 Dia. x 29" silver base (SL) with designer white (DSWT) top

CHARND3029X	ChaCha Round 30" 29" H X-base	CHARND3029X	741.00	2	39	LTL	4.28	125
CHARND3029TR	ChaCha Round 30" 29" H Trumpet-base	CHARND3029TR	741.00	2	46	LTL	4.28	100
CHARND3629X	ChaCha Round 36" 29" H X-base	CHARND3629X	803.00	2	47	LTL	5.97	100
CHARND3629TR	ChaCha Round 36" 29" H Trumpet-base	CHARND3629TR	774.00	2	54	LTL	5.97	125
CHARND3042X	ChaCha Round 30" 42" H X-base	CHARND3042X	765.00	2	44	LTL	4.22	92.5
CHARND3042TR	ChaCha Round 30" 42" H Trumpet-base	CHARND3042TR	765.00	2	52	LTL	4.96	92.5
CHARND3642X	ChaCha Round 36" 42" H X-base	CHARND3642X	828.00	2	52	LTL	5.92	125
CHARND3642TR	ChaCha Round 36" 42" H Trumpet-base	CHARND3642TR	828.00	2	60	LTL	6.12	100
CHASQ3029X	ChaCha Square 30" 29" H X-base	CHASQ3029X	772.00	2	39	LTL	4.28	125
CHASQ3029TR	ChaCha Square 30" 29" H Trumpet-base	CHASQ3029TR	772.00	2	51	LTL	4.28	92.5
CHASQ3629X	ChaCha Square 36" 29" H X-base	CHASQ3629X	867.00	2	54	LTL	5.97	125
CHASQ3629TR	ChaCha Square 36" 29" H Trumpet-base	CHASQ3629TR	867.00	2	61	LTL	5.97	100
CHASQ3042X	ChaCha Square 30" 42" H X-base	CHASQ3042X	796.00	2	49	LTL	4.22	92.5
CHASQ3042TR	ChaCha Square 30" 42" H Trumpet-base	CHASQ3042TR	796.00	2	57	LTL	4.96	92.5
CHASQ3642X	ChaCha Square 36" 42" H X-base	CHASQ3642X	892.00	2	59	LTL	5.92	100
CHASQ3642TR	ChaCha Square 36" 42" H Trumpet-base	CHASQ3642TR	892.00	2	67	LTL	6.12	92.5




These products are subject to California Proposition 65. Please visit the product detail page on our website for specific information.

Office Suites
Seating
Tables & Desks
Meeting Essentials
Personal Organization
Ergonomics
High Density Storage
Storage & Filing
Facilities
Technology Furniture
Art & Engineering
K-12 Education
SAFE Collection Addendum

- Available in dining (29") or bar (42") heights
- Cast iron base with 3" diameter steel tube support (Black only)
- Quick and easy assembly
- TFL = 1" tops; HPL = 1 1/8" tops
- Optional 18" footring
- Available in either 1" Thermally Fused Laminate (TFL) or 1 1/8" High pressure Laminate (HPL) surfaces
- HPL edge Treatments: Knife Edge (HK), or T-Mold (HT) available in corporate edge colors
- See page 10 for corporate laminate color options or go to Safco website
- **Designer Finishes:** Customer Specified Request form available. See page 11; use "H" suffix on model number when ordering

Bistro Dining-Height Tables

Model No.	Description	Wt.	TFL List Price "T" Suffix	HPL List Price HT or HK Suffix
Dining-Height Models				
Ⓢ CA30SLB	30"W x 30"D x 29"H Square Table	55	711.00	1,107.00
Ⓢ CA30RLB	30"Dia. x 29"H Round Table	50	706.00	1,109.00
Ⓢ CA36SLB	36"W x 36"D x 29"H Square Table	70	807.00	1,279.00
Ⓢ CA36RLB	36"Dia. x 29"H Round Table	60	803.00	1,281.00
CA42RLB	42"Dia. x 29"H Round Table	70	1,109.00	1,401.00
CA2PL	72"W x 30"D x 29"H Peanut Table	75	2,023.00	2,382.00



Bistro Bar-Height Tables

Model No.	Description	Wt.	TFL List Price "T" Suffix	HPL List Price HT or HK Suffix
Bar-Height Models				
Ⓢ CA30SHB	30"W x 30"D x 42"H Square Table	57	729.00	1,134.00
Ⓢ CA30RHB	30"Dia. x 42"H Round Table	52	728.00	1,135.00
Ⓢ CA36SHB	36"W x 36"D x 42"H Square Table	72	825.00	1,303.00
Ⓢ CA36RHB	36"Dia. x 42"H Round Table	62	822.00	1,304.00
CA42RHB	42"Dia. x 42"H Round Table	72	1,135.00	1,423.00
CA2PH	72"W x 30"D x 42"H Peanut Table	80	2,069.00	2,470.00



Steel Footring

Model No.	Description	Wt.	List Price
Ⓢ CAFR18B	18" Steel Footring	8	453.00

Office Suites
Seating
Tables & Desks
Meeting Essentials
Personal Organization
Ergonomics
High Density Storage
Storage & Filing
Facilities
Technology Furniture
Art & Engineering
K-12 Education
SAFE Collection Addendum

Bistro Series Tables

Safco® Products marketing materials are designed to be used as sales tools for our Dealer network.

- Available in dining (29") or bar (42") heights
- Stainless Steel base with square tube support
- Quick and easy assembly
- TFL = 1" tops; HPL = 1½" tops
- Four leveling glides integrated to underside of base
- Tables available in either Thermally Fused Laminate with standard T-Mold or High Pressure Laminate with your choice of 2 edge treatments
- HPL edge Treatments: Knife Edge (HK), or T-Mold (HT) available in corporate edge colors
- See page 10 for corporate laminate color options or go to Safco website

Bistro Dining-Height Tables

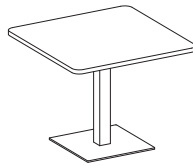
Model No.	Description	Wt.	TFL List Price "T" Suffix	HPL List Price HT or HK Suffix
Dining-Height Models				
CA30SLS	30"W x 30"D x 29"H Square Table	80	887.00	1,339.00
CA30RLS	30" Dia. x 29"H Round Table	75	887.00	1,339.00
CA36SLS	36"W x 36"D x 29"H Square Table	95	982.00	1,509.00
CA36RLS	36" Dia. x 29"H Round Table	85	982.00	1,509.00
CA42RLS	42" Dia. x 29"H Round Table	95	1,293.00	1,625.00
CA3PL	72"W x 30"D x 29"H Peanut Table	126	2,277.00	2,735.00



CA30SLS



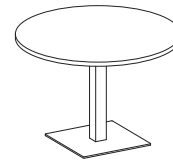
CA30RLS



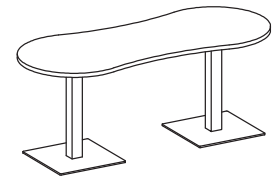
CA36SLS



CA36RLS



CA42RLS



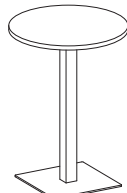
CA3PL

Bistro Bar-Height Tables

Model No.	Description	Wt.	TFL List Price "T" Suffix	HPL List Price HT or HK Suffix
Bar-Height Models				
CA30SHS	30"W x 30"D x 42"H Square Table	82	910.00	1,364.00
CA30RHS	30" Dia. x 42"H Round Table	77	910.00	1,364.00
CA36SHS	36"W x 36"D x 42"H Square Table	97	1,007.00	1,534.00
CA36RHS	36" Dia. x 42"H Round Table	87	1,007.00	1,534.00
CA42RHS	42" Dia. x 42"H Round Table	97	1,317.00	1,578.00
CA3PH	72"W x 30"D x 42"H Peanut Table	132	2,598.00	3,248.00



CA30SHS



CA30RHS



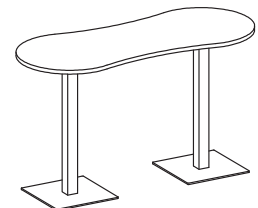
CA36SHS



CA36RHS



CA42RHS



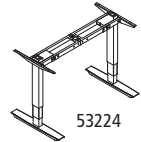
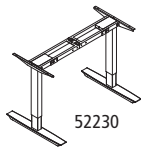
CA3PH







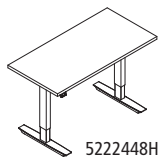
Two Base Models Offered: 2 stage base and 3 stage base offered in two column models.



- Drive System: 110V, 60Hz AC input 120V DC motor. Draws a maximum of 3 amps.
- Travel Range: 2 stage - 19.6" of vertical adjustment from 28" to 47.6" (with feet and work surface)
- 3 Stage - 25.5" of vertical adjustment from 24.5" - 50" (with feet and work surface)
- Adjustment Speed: 2 stage .75" per second; 3 stage 1.5" per second
- Control Switch: Simple UP/Down Control Switch sold as standard. LED 4 position preset control available as an accessory option.
- Work surfaces: 1 1/8" high pressure laminate with 3mm PVC (square corners) as standard. Add a "T" suffix to the part number if T-mold is preferred (radius corners) Surfaces available from 48" - 72"W and 24" or 30"D
- See page 10 for Safco corporate laminate color options or go to Safco website
- Keyboard Surface: Optional mechanism extends keyboard range to 8" below and/or 7" above the monitor surface. Tilt range is +15° to -15° tilt
- Bases: Consists of heavy-duty all steel legs with expandable/adjustable steel frames, range from 40" - 68"W which accommodate 48" - 72" work surfaces
- 3 base colors - Silver, Black, and White powder coat paint, customers should designate selection with S for Silver, B for Black and W for White
- Bases Ship KD. Due to the precision of the alignment of the height-adjustable legs, it is critical that the unit be properly leveled for optimum performance
- Load Capacity: 220 lbs. for 2-column models
- Meets ADA and BIFMA performance standards
- Meets Intertek VOC+ Certification

ML-Series Height-Adjustable Tables

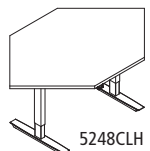




Model No.	Description	Height Range	Wt.	List Price
2 Stage/2 Column Base Only  				
52224	2 Stage/2 Leg 24" Depth	28 - 47 5/8" H	69	1,517.00
52230	2 Stage/2 Leg 30" Depth	28 - 47 5/8" H	71	1,517.00
3-Stage/2-Column Base Only  				
53224	3 Stage/2 Leg 24" Depth	24 1/2 - 50" H	76	1,669.00
53230	3 Stage/2 Leg 30" Depth	24 1/2 - 50" H	78	1,581.00

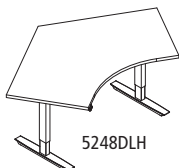




2 Stage/2 Column Base with 1 1/8" Rectangular Surfaces  				
5222448H	48 x 24"	28 - 47 5/8" H	116	2,034.00
5222454H	54 x 24"	28 - 47 5/8" H	121	2,077.00
5222460H	60 x 24"	28 - 47 5/8" H	126	2,189.00
5222466H	66 x 24"	28 - 47 5/8" H	131	2,316.00
5222472H	72 x 24"	28 - 47 5/8" H	136	2,280.00
5223048H	48 x 30"	28 - 47 5/8" H	131	1,935.00
5223054H	54 x 30"	28 - 47 5/8" H	138	2,193.00
5223060H	60 x 30"	28 - 47 5/8" H	141	2,270.00
5223066H	66 x 30"	28 - 47 5/8" H	146	2,236.00
5223072H *	72 x 30"	28 - 47 5/8" H	151	2,437.00

*Models that does not ship via small parcel



2 Stage/2 Column Base with 1 1/8" Corner Surfaces  				
5248CSLH	48 x 24"	28 - 47 5/8" H	130	2,276.00
5248CLH	48 x 30"	28 - 47 5/8" H	135	2,316.00










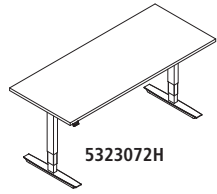
2 Stage/2 Column Base with 1 1/8" 120° Surfaces  				
5248DSLH	48 x 24"	28 - 47 5/8" H	135	2,360.00
5248DLH *	48 x 30"	28 - 47 5/8" H	140	2,425.00
5242DSLH	42 x 24"	28 - 47 5/8" H	130	2,431.00
5242DLH	42 x 30"	28 - 47 5/8" H	135	2,467.00

*Models that does not ship via small parcel

ML-Series Height-Adjustable Tables

Safco® Products marketing materials are designed to be used as sales tools for our Dealer network.

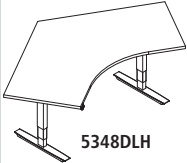
Model No.	Description	Height Range	Wt.	List Price
3 Stage/2 Column Base with 1 1/8" Rectangular Surfaces  				
5322448H	48 x 24"	24 1/2 - 50"H	109	2,085.00
5322454H	54 x 24"	24 1/2 - 50"H	114	2,332.00
5322460H	60 x 24"	24 1/2 - 50"H	119	2,280.00
5322466H	66 x 24"	24 1/2 - 50"H	124	2,467.00
5322472H	72 x 24"	24 1/2 - 50"H	129	2,441.00
5323048H	48 x 30"	24 1/2 - 50"H	124	2,091.00
5323054H	54 x 30"	24 1/2 - 50"H	129	2,236.00
5323060H	60 x 30"	24 1/2 - 50"H	134	2,422.00
5323066H	66 x 30"	24 1/2 - 50"H	139	2,383.00
5323072H	72 x 30"	24 1/2 - 50"H	144	2,582.00
3 Stage/2 Column Base with 1 1/8" Corner Surfaces  				
5348CSLH	48 x 24"	24 1/2 - 50"H	144	2,317.00
5348CLH	48 x 30"	24 1/2 - 50"H	149	2,352.00
3 Stage/2 Column Base with 1 1/8" 120° Surfaces  				
5348DSLH	48 x 24"	24 1/2 - 50"H	144	2,533.00
5348DLH	48 x 30"	24 1/2 - 50"H	149	2,697.00
5342DSLH	42 x 24"	24 1/2 - 50"H	139	2,582.00
5342DLH	42 x 30"	24 1/2 - 50"H	149	2,697.00
Accessories 				
524MC	4-Position Memory Control (for ML series only)		2	152.00




5323072H



5348CSLH



5348DLH



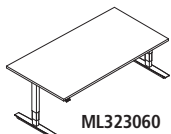
ML-Series Height-Adjustable Tables - Quick Ship Kits

Quick Ship Kits

- Tops available in Fusion Maple HPL laminate with 3mm White edge band (FUMPWI) only
- Base options: 2 stage, 2 leg or 3 stage, 2 leg in Black (BL), White (WH) or Silver (SL)
- Example: ML222460-WH-FUMPWI (or ML222460WHFUMPWI) ML 2 stage, 2 leg base in White (WH) with 24x60" Fusion Maple top with White edge band (FUMPWI)



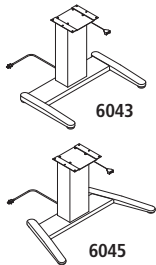
ML222460





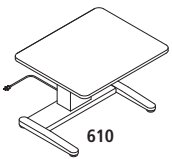
ML323060


Model No.	Description	Height Range	Wt.	List Price
ML-Series Base & Top				
ML222460	24 x 60" 2 Stage, 2 Legs	28" to 47 1/2"H	104	2,049.00
ML223060	30 x 60" 2 Stage, 2 Legs	28" to 47 1/2"H	111	2,064.00
ML322460	24 x 60" 3 Stage, 2 Legs	24 1/2 - 50"H	110	2,188.00
ML323060	30 x 60" 3 Stage, 2 Legs	24 1/2 - 50"H	117	2,202.00

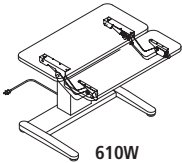
- Drive System: 110V, 60 H input, 24V DC motor. 150 lb. capacity. Draws 1.2 amps under full load
- Travel Range: 16" of vertical adjustment from 26" to 42": Full travel time is 37 seconds
- Keyboard Surface: Data Center mechanism adjusts from 8" below to 7" above work surface. Both have +15° to -15° tilt
- Work Surfaces: Thermally-fused low-pressure laminate with T-mold edge is standard. Add "L" suffix for high pressure laminate with T-mold edge (prices shown)
- DataCenter Surface: 11"D x 27"W (minimum) for rectangular configurations
- Base Color: All corporate colors available (see page 10 or Safco website)
- Meets ANSI / BIFMA performance standards
- Control switch standard with up / down only




Model No.	Description	Wt.	List Price
E-Series Base Only - Height-Adjustment 26" to 42" H  			
6043	Base for Rectangular and Corner Top Sizes	75	2,422.00
6045	Base for Corner Top Sizes up to 30" x 48" - wedge shape, 16" travel	75	2,541.00
6047	Base for Corner Top Sizes up to 36"W x 24"D, and 42"W - wedge shape, 16" travel	67	2,541.00

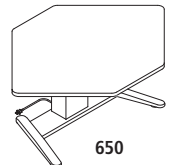



Model No.	Description	Height Range	Wt.	TFL List Price	HPL List Price
E-Series - Single Surface 					
615S	48 x 24", use 6043 E-Series Base only	26 - 42" H	126	3,005.00	3,278.00
605	36 x 30", use 6043 E-Series Base only	26 - 42" H	123	2,830.00	3,094.00
610	42 x 30", use 6043 E-Series Base only	26 - 42" H	124	3,005.00	3,223.00
615	48 x 30", use 6043 E-Series Base only	26 - 42" H	135	2,961.00	3,331.00

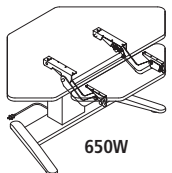



Model No.	Description	Height Range	Wt.	TFL List Price	HPL List Price
E-Series - Dual Surface with 11"D Data Center Keyboard Mechanism 					
605W	36 x 31" with DataCenter, use 6043 E-Series Base only	26 - 42" H	144	4,245.00	4,542.00
610W	42 x 31" with DataCenter, use 6043 E-Series Base only	26 - 42" H	149	4,610.00	4,688.00
615W	48 x 31" with DataCenter, use 6043 E-Series Base only	26 - 42" H	155	4,463.00	4,837.00

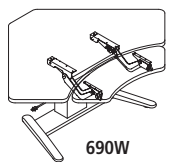
Note: Data Center keyboard mechanisms are available. Please see below and page 233 for more details.



Model No.	Description	Height Range	Wt.	TFL List Price	HPL List Price
E-Series - Single Surface Corner Unit 					
650S	42 x 24", use 6043 or 6047 E-Series Base	26 - 42" H	132	3,640.00	3,911.00
650	42 x 30", use 6043 or 6045 E-Series Base	26 - 42" H	135	3,759.00	4,200.00



Model No.	Description	Height Range	Wt.	TFL List Price	HPL List Price
E-Series - Corner Dual Surface with Data Center Keyboard Mechanism 					
650SW	42 x 24", use 6043 or 6047 E-Series Base	26 - 42" H	150	5,073.00	5,074.00
650W	42 x 30", use 6043 or 6045 E-Series Base	26 - 42" H	155	5,118.00	5,347.00
670W	48 x 30", use 6043 or 6045 E-Series Base	26 - 42" H	172	5,396.00	5,793.00

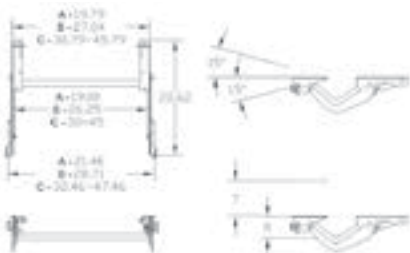


Model No.	Description	Height Range	Wt.	TFL List Price	HPL List Price
E-Series Curved - Corner Dual Surface with Data Center Keyboard Mechanism 					
680W	42 x 30", use 6043 or 6045 E-Series Base	26 - 42" H	155	5,855.00	6,280.00
690W	48 x 30", use 6043 or 6045 E-Series Base	26 - 42" H	172	5,871.00	6,274.00

Data Center Keyboard Mechanism

Sit/Stand height-adjustable keyboard arm with paddle actuated spring brake height adjustment and lever for tilt. Variable width configurations, fixed mount application. Available in 19", 26.25" widths.

Please contact Customer Care for compatibility on rectangular and corner workstations to insure proper fit.



Model No.	Description	Wt.	List Price
49263 	Data Center 19"W	22	1,313.00
49264 	Data Center 26 1/4"W	22	1,313.00
49265 	Data Center 30 - 45" Adjustable Width	22	1,313.00

XR-SERIES

Drive System: 24V, Chain Drive, DC motor. 2-leg system has 250 lbs. lifting capacity and draws a maximum of 3 amps. The 3-leg system has 375 lbs. of lifting capacity and draws a maximum of 4.5 amps start-up and full load.

Travel Range: 26.5" of vertical adjustment from 24" to 50.5" by way of simple to use control switch. Full travel time is 16 seconds.

Work Surfaces: 1-1/8" high pressure laminate HPL with T-mold edge is standard.


Data Center Surfaces: 11" D x 30" W (minimum) for rectangular configurations.

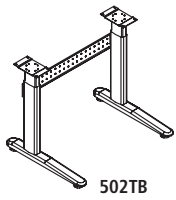
Meets ADA standards.

Keyboard Surface: Optional mechanism extends keyboard range to 8" below and/or 7" above monitor surface. Tilt range is +15° to -15° tilt.

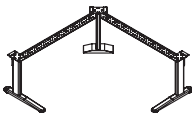
Control Switch: Standard with 3 position memory settings.

Base: Consists of 14-gauge legs and rigid 14-gauge cross brace. Available in Black or Silver only. Base ships KD. Due to the precision alignment of the height-adjustable legs, it is critical the unit is properly leveled for optimum performance.

Model No.	Description	Wt.	Base Only
XR-Series	Base Only-includes columns, control box, cross brace, cables and switch. Height-Range 24 - 50 1/2" H		List Price
502STB	For 36 - 42", 24"D Surfaces - 2 Columns	45	3,438.00
503STB	For 48 - 60", 24"D Surfaces - 2 Columns	47	3,557.00
506STB	For 24 x 48 x 72 x 24" Right-Hand Return - 3 Columns	65	4,654.00
507STB	For 24 x 72 x 48 x 24" Left-Hand Return - 3 Columns	65	4,436.00
504STB	For 72 x 24 x 72" Corner, 3 Columns	68	4,664.00
505STB	For 84 x 24 x 84" Corner, 3 Columns	73	4,552.00
508STB	For 60 - 72 x 24" D Surfaces, 2 Columns	50	3,557.00
509STB	For 72 - 84 x 24" D Surfaces, 2 Columns	54	3,507.00
502TB	For 36 - 42" Surfaces, 2 Columns, 30" Deep	47	3,479.00
503TB	For 48 - 60" Surfaces, 2 Columns 30" Deep	50	3,607.00
508TB	For 60 - 72", 30"D Surfaces, 2 Columns	53	3,438.00
509TB	For 72 - 84", 30"D Surfaces, 2 Columns	57	3,733.00
506TB	For 30 x 48 x 72 x 30", Right-Hand Return, 3 Columns	67	4,723.00
507TB	For 30 x 72 x 48 x 30", Left-Hand Return, 3 Columns	67	4,723.00
504TB	For 72 x 30 x 72" Corner - 3 Columns	70	4,732.00
505TB	For 84 x 30 x 84" Corner - 3 Columns	75	4,848.00



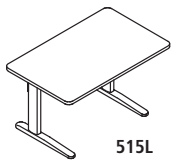
502TB



504TB

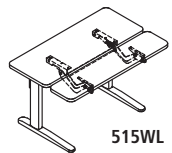
XR-Series	Single Surface Rectangular	Height Range	Wt.	HPL List Price
5055L	36 x 24"	24 - 50 1/2" H	80	3,885.00
5105L	42 x 24"	24 - 50 1/2" H	87	4,047.00
5155L	48 x 24"	24 - 50 1/2" H	94	4,160.00
5205L	60 x 24"	24 - 50 1/2" H	107	4,393.00
5255L *	72 x 24"	24 - 50 1/2" H	130	4,485.00
505L *	36 x 30"	24 - 50 1/2" H	89	3,981.00
510L	42 x 30"	24 - 50 1/2" H	97	3,927.00
515L	48 x 30"	24 - 50 1/2" H	105	4,163.00
520L *	60 x 30"	24 - 50 1/2" H	120	4,255.00
525L *	72 x 30"	24 - 50 1/2" H	135	4,337.00

* Models that does not ship via small parcel

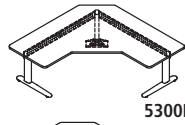


515L

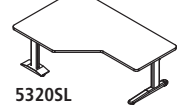
XR-Series	Dual Surface Rectangular with Data Center Mechanism	Height Range	HPL List Price
505WL	36 x 30"	24 - 50 1/2" H	5,216.00
510WL	42 x 30"	24 - 50 1/2" H	5,317.00
515WL	48 x 30"	24 - 50 1/2" H	5,446.00
520WL	60 x 30"	24 - 50 1/2" H	5,807.00



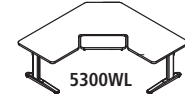
515WL



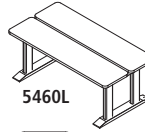
5300L



5320SL



5300WL



5460L



5570L

XR-Series	3 Column Laminate Single Surface Corner	Height Range	Wt.	HPL List Price
5300SL	24 x 72 x 72 x 24"	24" - 50½"H	240	6,573.00
5310SL	24 x 84 x 84 x 24"	24" - 50½"H	242	6,929.00
5320SL	24 x 48 x 72 x 24" - Right-Handed	24" - 50½"H	231	5,432.00
5330SL	24 x 72 x 48 x 24" - Left-Handed	24" - 50½"H	231	5,698.00
5300L	30 x 72 x 72 x 30"	24" - 50½"H	253	6,333.00
5310L	30 x 84 x 84 x 30"	24" - 50½"H	258	6,717.00
5320L	30 x 48 x 72 x 30" - Right Handed	24" - 50½"H	239	5,810.00
5330L	30 x 72 x 48 x 30" - Left Handed	24" - 50½"H	239	5,810.00
XR-Series	3 Column Laminate Single Surface Corner with Data Center Mechanism			
5300WL	30 x 72 x 72 x 30"	24" - 50½"H	258	7,606.00
5310WL	30 x 84 x 84 x 30"	24" - 50½"H	285	7,947.00
5320WL	30 x 48 x 72 x 30" - Right-Handed	24" - 50½"H	244	6,576.00
5330WL	30 x 72 x 48 x 30" - Left-Handed	24" - 50½"H	244	6,898.00
XR-Series	4 Column Laminate Dual Surface Rectangular			
5460L	32 x 60"	24 - 50½"H	154	8,939.00
5470L	32 x 72"	24 - 50½"H	167	8,713.00
XR-Series	5 Column Laminate Dual Surface Corner			
5560L	40 x 60 x 60 x 40"	24 - 50½"H	195	12,632.00
5570L	40 x 70 x 70 x 40"	24 - 50½"H	250	13,596.00

Corsica® Veneer Series

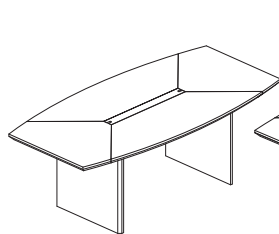
CORSICA® CONFERENCE ROOM FURNITURE

Surfaces: Sierra Cherry finish on Cherry veneer-CRY and Mahogany finish on Walnut veneer-MAH.

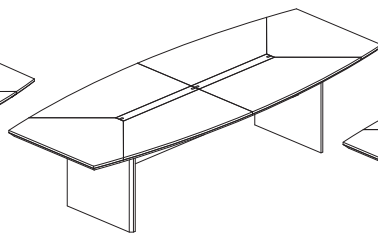
- Built-in cable management panel features a flush, removable wood cover
- Tabletop is 2" thick with Black beveled edge
- Work surfaces are protected with two-coats of high-tech catalyzed lacquer finish
- Tables larger than 96" L have multi-piece top surfaces connected via steel connecting plates
- Supports up to 500 lbs., evenly distributed
- Tops and base ship separately
- For optional Power Module with cover for full table add suffix "P" to end of the model number
- Each power module plugs in separately

BOAT SHAPED CONFERENCE TABLES

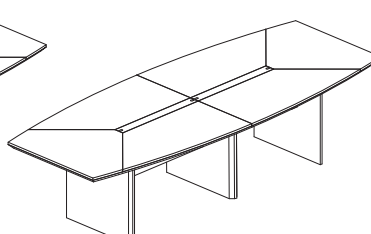
Model No.	Description	Dimensions	Weight	List Price	List Price (P)
CTC72	6' Conference Table	72"W x 36"D x 29½"H	226	2,761.00	3,709.00
CTC84	7' Conference Table	84"W x 42"D x 29½"H	297	3,265.00	4,216.00
CTC96	8' Conference Table	96"W x 42"D x 29½"H	340	4,062.00	5,014.00
CTC120	10' Conference Table	120"W x 48"D x 29½"H	372	5,856.00	7,750.00
CMT12	12' Conference Table	144"W x 54"D x 29½"H	620	9,866.00	11,862.00
CMT14	14' Conference Table	168"W x 54"D x 29½"H	713	10,990.00	12,990.00
CTRND	Round Conference Table	42" Diameter x 29½"H	80	1,510.00	
CTWP	Wood Grommet Cover with Module for CTC72, CTC84, or CTC96, CTC120			1,006.00	1,006.00
CTW72SP	Power Module w/Cover for (1) End Section for CMT12, CMT18			1,072.00	1,072.00
CTW72AP	Power Module w/Cover for (1) Center Section for CMT18, CMT20			1,002.00	1,002.00
CTW84SP	Power Module w/Cover for (1) End Section for CMT14, CMT20			1,072.00	1,072.00




CTC96




CTC120



CMT12



CTRND

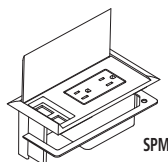
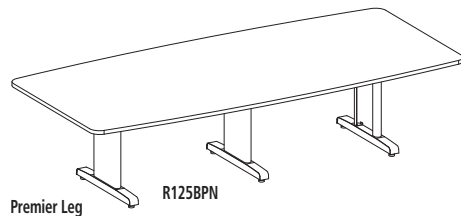
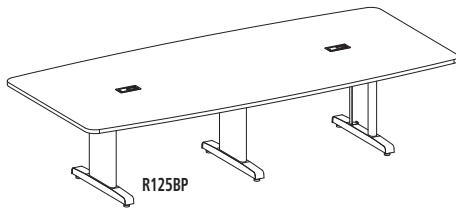
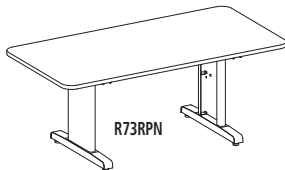
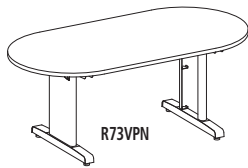


CTWP

Full-size conference tables with optional power and data modules designed for optional power and data access to operate computers and presentation equipment during meetings.

- Three shapes of conference surfaces: Racetrack, Boat and Rectangular
- All tables are 29"H overall
- All tables standard with two legs, except for 120" with three legs
- Table legs are constructed of 14-gauge steel and available in standard Black finish
- Tops constructed of 1½" thick high pressure laminate with t-mold edge
- Tables can be ordered with Black grommets
- If ordering optional Power Module, table must be ordered with grommets
- **Base and Grommet Options:** For Premier Leg and grommets add suffix "P" or for Premier Leg and no grommets add suffix "PN" to the end of the model number. **72"W Conference table comes with only 1 grommet and all other 2 grommets.**
- **Base Finish:** List prices shown are for Black base finish. The bases can be finished in any other standard finish for a \$50 list upcharge. Add a "C" suffix after the model number and specify standard finish: **see page 10 for Corporate paint colors details**
- **Work surfaces available in CSII™ colors, see page 10 for Safco corporate Laminates and Paint colors or go to Safco website to view color swatches**

CSII™ Conference Tables



Conference Tables

Model No.	Description	Premier Leg Grommets (+P) List Price	Premier Leg No Grommets (+PN) List Price
R73R	72 x 36" Rectangular	2,766.00	2,690.00
R73B	72 x 36" Boat-Shaped	2,766.00	2,690.00
R73V	72 x 36" Racetrack	2,766.00	2,690.00
R84R	84 x 42" Rectangular	3,014.00	2,943.00
R84B	84 x 42" Boat-Shaped	3,014.00	2,943.00
R84V	84 x 42" Racetrack	3,014.00	2,943.00
R94R	96 x 48" Rectangular	3,088.00	3,018.00
R94B	96 x 48" Boat-Shaped	3,088.00	3,018.00
R94V	96 x 48" Racetrack	3,088.00	3,018.00
R95V	96 x 54" Racetrack	3,168.00	3,091.00
R104R	108 x 48" Rectangular	3,547.00	3,466.00
R104B	108 x 48" Boat-Shaped	3,547.00	3,466.00
R104V	108 x 48" Racetrack	3,547.00	3,466.00
R124R	120 x 48" Rectangular	4,071.00	3,992.00
R124B	120 x 48" Boat-Shaped	4,071.00	3,995.00
R124V	120 x 48" Racetrack	4,071.00	3,995.00
R125R	120 x 54" Rectangular	4,288.00	4,219.00
R125B	120 x 54" Boat-Shaped	4,288.00	4,219.00

Optional Power Module



Model No.	Description	List Price
SPM	Optional Power Module [includes RJ11-Cat 3 coupler (phone) and RJ45-Cat3 coupler (data)] – 6' power cord	448.00

NAPOLI CONFERENCE TABLES

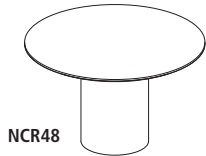


Available in three finishes, Napoli features AA-grade select North American hardwood veneers.

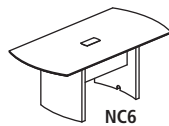
Surfaces: Sierra Cherry finish on Cherry veneer-CRY, Mahogany finish on Walnut veneer-MAH and Charcoal finish on Oak veneer-CGR

- All veneer surfaces are protected with two coats of high-tech catalyzed lacquer
- Grommet hole cutout size is 2¾ x 6"

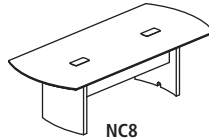
Model No.	Description	Dimensions	Weight	List Price
NC6	6' Conference Table	72"W x 36"D x 29½"H	197	3,122.00
NC8	8' Conference Table	96"W x 42"D x 29½"H	236	3,886.00
NC10	10' Conference Table	120"W x 48"D x 29½"H	306	5,498.00
NC12	12' Conference Table	144"W x 54"D x 29½"H	358	8,957.00
NC14	14' Conference Table	168"W x 54"D x 29½"H	399	9,375.00
NCR48	Round Conference Table	48" Diameter x 29½"H	135	2,581.00
CTMB	Presentation Board	48 x 48 x 3¼"	110	2,708.00



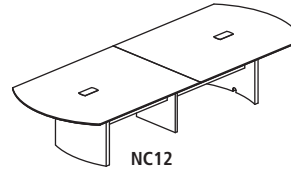
NCR48



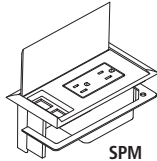
NC6



NC8



NC12



SPM

Model No.	Description	List Price
SPM	6¼"W x 4"D x 1½"H Optional Power Module, UL Listed [includes RJ11-Cat 3 Coupler (phone) and RJ45 Coupler (data)] – 6' Power Cord. Black only.	448.00

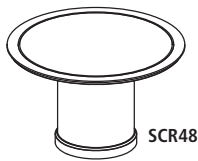
Sorrento Veneer Conference Room Tables

SORRENTO CONFERENCE ROOM TABLES




- Rectangular shaped conference tables are only available in Bourbon Cherry-SCR
- Boat-shaped conference tables are only available in Espresso-ESP

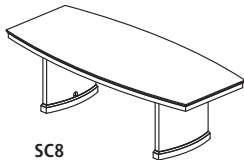
Model No.	Description	Dimensions	Weight	List Price
SCR48	48" Round Conference Table	48" Diameter x 29½"H	164	3,151.00
SC6	6' Rectangular or Boat-Shaped Conference Table	72"W x 36"D x 29½"H	231	4,812.00
SC8	8' Rectangular or Boat-Shaped Conference Table	96"W x 42"D x 29½"H	281	5,539.00
SC10	10' Rectangular or Boat-Shaped Conference Table	120"W x 48"D x 29½"H	370	7,749.00
SC12	12' Rectangular or Boat-Shaped Conference Table	144"W x 54"D x 29½"H	514	13,883.00
SCWB	Presentation Board	48"W x 48"H x 3¼"D	109	3,259.00



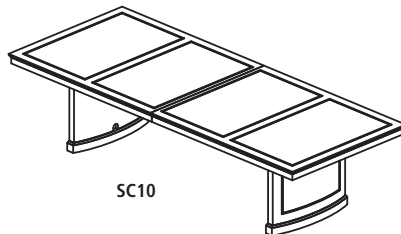
SCR48



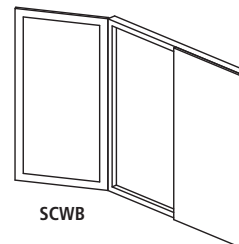
SC6



SC8



SC10



SCWB

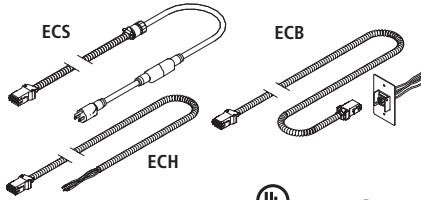
Training Table Power Options

Safco® Products marketing materials are designed to be used as sales tools for our Dealer network.

- UL Listed Components
- Non-sequential connections
- Convenient kits provide easy specifying
- Electrical kits not available for 18" Flip-N-Go®, 18" & 24" Sync® Table

- It is the customer's responsibility to ensure that the use of electrical systems, including the number of receptacles on a given circuit and connection to a building power source, be in compliance with all electrical codes
- Power Infeed Option sections has limitations of number of linked tables, see charting below

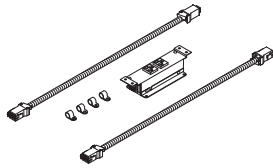
Power Infeed Options



Model No.	Description	List Price
ECS	72" Corded Starter (limit 10 tables linked)	432.00
ECB	Quick Disconnect block & 72" cable with Black wrap (limit 10 tables linked)	420.00
ECH	Hardwire Infeed, 72" with Black wrap (limit 10 tables linked)	279.00

NOTE: Power Infeed Option must be added to the first table in a run.

Undersurface Kits

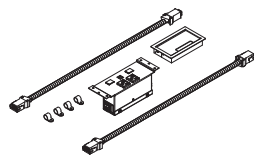


Model No.	Description	List Price
EC48UB	48" Table Kit – 2 power receptacles	667.00
EC60UB	60" Table Kit – 2 power receptacles	660.00
EC66UB	66" Table Kit – 2 power receptacles	667.00
EC72UB	72" Table Kit – 2 power receptacles	667.00
EC48UDB	48" Table Kit – 2 power receptacles/2 data knockouts	717.00
EC60UDB	60" Table Kit – 2 power receptacles/2 data knockouts	717.00
EC72UDB	72" Table Kit – 2 power receptacles/2 data knockouts	717.00

Top Inset Electrical Kits

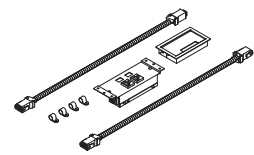


- Manufactured cutouts now standard option on select training tables. Applies to Sync® and Flip-N-Go® Tables
- Surface Mount Kits are intended to fit the "E" - style rectangular cutout on the training tables listed above
- Grommet holes can also be field installed – 5/4 x 3" cutout in work surface is required
- Each kit includes a flush grommet



SURFACE MOUNT KITS With USB

Model No.	Description	List Price
EC48FB	48" Table Kit - Black, 2 power receptacles	880.00
EC48FS	48" Table Kit - Silver, 2 power receptacles	891.00
EC48FJB	48" Table Kit - Black, 2 power receptacles/2 data knockouts, two 2.1 Amp USB charging ports	938.00
EC48FJS	48" Table Kit - Silver, 2 power/2 data receptacles, two 2.1 Amp USB charging ports	927.00
EC54FB	54" Table Kit - Black, 2 power receptacles	880.00
EC54FS	54" Table Kit - Silver, 2 power receptacles	880.00
EC60FB	60" Table Kit - Black, 2 power receptacles	880.00
EC60FS	60" Table Kit - Silver, 2 power receptacles	880.00
EC60FDB	60" Table Kit - Black, 2 power receptacles/2 data knockouts	927.00
EC60FDS	60" Table Kit - Silver, 2 power receptacles, 2 data receptacles	938.00
EC60FJB	60" Table Kit - Black, 2 power/2 data receptacles, two 2.1 Amp USB charging ports	938.00
EC60FJS	60" Table Kit - Silver 2 power/2 data receptacles, two 2.1 Amp USB charging ports	927.00
EC66FB	66" Table Kit - Black, 2 power receptacles	891.00
EC66FS	66" Table Kit - Silver, 2 power receptacles	891.00
EC72FB	72" Table Kit - Black, 2 power receptacles	880.00
EC72FS	72" Table Kit - Silver, 2 power receptacles	880.00
EC72FDB	72" Table Kit - Black, 2 power/2 data receptacles	938.00
EC72FDS	72" Table Kit - Silver, 2 power/2 data receptacles	938.00
EC72FJB	72" Table Kit - Black, 2 power/2 data receptacles, two 2.1 Amp USB charging ports	927.00
EC72FJS	72" Table Kit - Silver, 2 power/2 data receptacles, two 2.1 Amp USB charging ports	927.00



SURFACE MOUNT KITS With DATA

Extension Option



Model No.	Description	List Price
ECX	12" Extension Cable	150.00
ECG	Grommet Cover (5.69 x 3.38)	155.00

Electrical/USB Accessories



- Power and USB grommet options - available in White (W) or Black (B)
- Grommet modules are intended to fit the "G" or "M" cutouts on the training tables Sync® and Flip-N-Go® Tables
- Grommet holes can also be field installed - 1 1/4" cutout required
- Spill proof





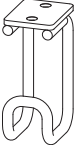

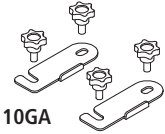


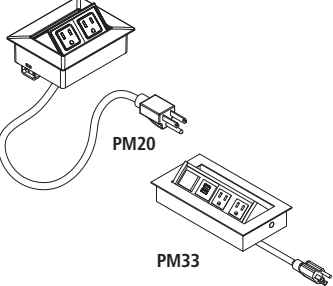

F740POW



F740USB



Model No.	Description	List Price
F740POW	Power Module Single Outlet - White or Black; 72" cord	112.00
F740USBW	(2) 2 Amp charging USB ports - White; 72" cord	357.00
F740USBB	(2) 2 Amp charging USB ports - Black; 72" cord	361.00

Model #	Description	Table Laminates	List Price Ea.	List Carton Price	Quantity Per Carton	Number of Cartons	Actual Weight	S-Parcel Billable Weight	Carton Cube	Freight Class
 2059BL	Clamp-On Power Module Fits on Tables ¾" - 1¼" Thick, 4"W x 4½"D x 4"H Finish: Black-BL	2059BL	179.00	179.00	1	1	2	4	0.31	775
 2078BL	Clamp-On Power Module with 2 USB charging ports Fits on Tables ¾" - 1¼" Thick, 4"W x 4½"D x 4"H Finish: Black-BL	2078BL	211.00	211.00	1	1	2.5	4	0.31	775
 2069BL	Pull-Up Power Module with 2 USB charging ports (fits Standard 60mm Cable Grommet hole)	2069BL	161.00	161.00	1	1	3	3	0.15	775
 2060BL	Ganging Connector 2 Connectors/4 Posts Per Set Finish: Black-BL For Rumba™ & Impromptu® Tables Only	2060BL	56.00	56.00	1	1	1	1	0.02	60
 2254BL	Table Hook - 6 Pack Finish: Black-BL	2254BL	93.00	93.00	6	1	1.4	2	0.04	70
 2255BL	Table Hook - 24 Pack Finish: Black-BL	2255BL	259.00	259.00	24	1	6	6	0.13	70
Universal Table Ganging Kit										
• Designed to connect two table edges together, regardless of T-Mold style										
 10GA										
Model No.	Dimensions						Wt.			List Price
10GA	3¾"W x 1½"D x 1"H						1			106.00
Wire/Cable Manager (Black only)										
 F890										
Model No.	Description						Wt.			List Price
F890	Base 6" Diameter, Coil 6½"H Compressed Coil 3½" Diameter, Coil 45"H Expanded						3			179.00
Grommets										
• Available in Black • Field installed grommet holes required										
 F740										
Model No.	Description						Wt.			List Price
F740	Grommet						1			39.00
Power & Data Modules										
• Power & Data options can be easily field installed to tabletops • Field cut grommet holes required • Not compatible with manufactured cutouts										
 PM20 PM33										
Model No.	Description						Wt.			List Price
PM20	Black, 2 Power Outlets						2.5			496.00
PM33	Power & Data with 2 Power, 2 USB (Specify Black or Silver)						3			1,034.00
White Tabletop Power/Data Modules										
• 1 Dual charging USB • 72" cord with grounded plug • 2 power outlets • Available in White only • 1 open data port										
 EZTTM										
Model No.	Dimensions						Wt.			List Price
EZTTM	3⅞" x 3⅞" x 2"H						3			704.00

Office Suites
Seating
Tables & Desks
Meeting Essentials
Personal Organization
Ergonomics
High Density Storage
Storage & Filing
Facilities
Technology Furniture
Art & Engineering
Education
SAFE Collection Addendum

- A line of multi-purpose, durable folding tables that meet most any need, indoors or out
- Increased number of connections between the frame and the top providing stronger connection
- Table height: 29"
- Models 770060, 770072 and 773096 do not ship via small parcel
- Models 773072 are able to ship via small parcel, See Terms and Conditions
- **Finishes:** Textured White with Dark Gray hammer-coated frame

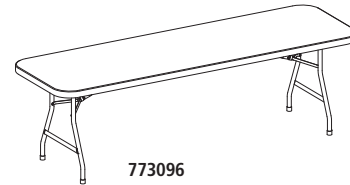
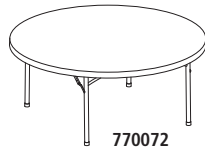
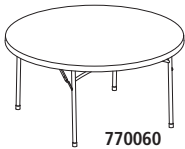
NOTE: Do not push or drag tables

Folding Tables

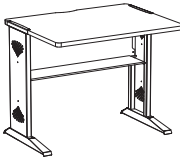
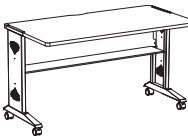


Model No.	Description	Dimensions	Maximum Weight Load in Pounds Capacity with 1/4" Deflection (Weight must be evenly distributed)	List Price
770060 *	7700 Series - 60" Round	60" Diameter x 29"H	900	653.00
770072 *	7700 Series - 72" Round	72" Diameter x 29"H	1000	912.00
773072	7700 Series - 30 x 72" Rectangular	72"W x 30"D x 29"H	500	395.00
773096 *	7700 Series - 30 x 96" Rectangular	96"W x 30"D x 29"H	300	544.00

All Quick Ship Models
*Do not ship via small parcel











Office Suites
Seating
Tables & Desks
Meeting Essentials
Personal Organization
Ergonomics
High Density Storage
Storage & Filing
Facilities
Technology Furniture
Art & Engineering
K-12 Education
SAFE Collection Addendum

Model #	Description	Model #	List Price Ea.	List Carton Price	Quantity Per Carton	Actual Weight	S-Parcel Billable Weight	Carton Cube	Freight Class
Computer Desks									
	1930 Reversible Top Computer Desk, 36 x 28" Overall Size: 35½"W x 28"D x 30"H Finish: Mahogany and Medium Oak	1930	594.00	594.00	1	49	49	3.11	70
	1931 Reversible Top Computer Desk, 48 x 28" Overall Size: 47½"W x 28"D x 30"H Finish: Mahogany and Medium Oak	1931	633.00	633.00	1	70	70	4.3	70
	1933 Reversible Top Mobile Work Surface, 54 x 28" Overall Size: 53½"W x 28"D x 30"H Finish: Mahogany and Medium Oak	1933	706.00	706.00	1	75	75	4.56	70
	1934 Reversible Top Stand, 24 x 28" Overall Size: 23½"W x 28"D x 30"H Finish: Mahogany and Medium Oak	1934	514.00	514.00	1	43	43	3.06	85

Office Suites
Seating
Tables & Desks
Meeting Essentials
Personal Organization
Ergonomics
High Density Storage
Storage & Filing
Facilities
Technology Furniture
Art & Engineering
K-12 Education
SAFE Collection Addendum










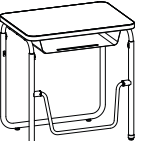


AlphaBetter® 28"W Desks & Stool

Safco® Products marketing materials are designed to be used as sales tools for our Dealer network.

Model #	Description	Model #	List Price Ea.	List Carton Price	Quantity Per Carton	Actual Weight	S-Parcel Billable Weight	Carton Cube	Freight Class
AlphaBetter® Desks & Stools									
	1201BE AlphaBetter® Desk 28 x 20" Standard Top 28"W x 20"D x 26" - 42"H Desktop Finish: Beige-BE Steel Frame with Black Powder Coat Finish Patented Swinging Pendulum™ Footrest Bar	1201BE	764.00	764.00	1	44	52	4.87	110
	1202BE AlphaBetter® Desk, with Book Box 28 x 20" Standard Top 28"W x 20"D x 26" - 42"H Desktop Finish: Beige-BE Steel Frame with Black Powder Coat Finish Patented Swinging Pendulum™ Footrest Bar	1202BE	964.00	964.00	1	50	52	4.87	110
	1203 AlphaBetter® Desk 28 x 20" Premium Top 28"W x 20"D x 26" - 42"H Desktop Finish: Gray-GR, Dry Erase-DE Steel Frame with Black Powder Coat Finish Patented Swinging Pendulum™ Footrest Bar	1203GR 1203DE	819.00	819.00	1	43	52	4.87	110
	1204 AlphaBetter® Desk 28 x 20" Premium Top 28"W x 20"D x 26" - 42"H Desktop Finish: Gray-GR, Dry Erase-DE Steel Frame with Black Powder Coat Finish Patented Swinging Pendulum™ Footrest Bar	1204GR 1204DE	1,017.00	1,017.00	1	49	52	4.87	110
	1205 AlphaBetter® Stool Seat Size: 13" Sq. Overall: 15¼" - 19¼"W x 21" - 35½"H Seat Finish: Beige-BE, Black-BL Steel Frame with Black Powder Coat Finish	1205BE 1205BL	432.00	432.00	1	23	34	3.14	125
	1212BL AlphaBetter® Optional Book Box 22"W x 15"D x 4¼"H Finish: Black-BL	1212BL	196.00	196.00	1	8	15	1.26	250
	1210BL Carpet Casters for AlphaBetter®, Set of 4 Casters: 2½"H Finish: Black-BL	1210BL	28.00	28.00	1	1.2	2	0.08	65
	1211BL Hard floor Casters for AlphaBetter®, Set of 4 Casters: 2½"H Finish: Black-BL	1211BL	39.00	39.00	1	1.3	2	0.08	65

Safco® Products marketing materials are designed to be used as sales tools for our Dealer network.

AlphaBetter® 36"W Desks & Stool





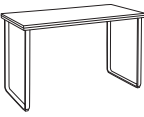





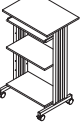
Model #	Description	Model #	List Price Ea.	List Carton Price	Quantity Per Carton	Actual Weight	S-Parcel Billable Weight	Carton Cube	Freight Class
AlphaBetter® Desks & Stools									
	1206BE AlphaBetter® Desk 36 x 24" Standard Top 36"W x 24"D x 26" - 42"H Desktop Finish: Beige-BE Steel Frame with Black Powder Coat Finish Patented Swinging Pendulum™ Footrest Bar	1206BE	878.00	878.00	1	51	77	7.09	110
	1207BE AlphaBetter® Desk, with Book Box 36 x 24" Standard Top 36"W x 24"D x 26" - 42"H Desktop Finish: Beige-BE Steel Frame with Black Powder Coat Finish Patented Swinging Pendulum™ Footrest Bar	1207BE	1,086.00	1,086.00	1	59	77	7.09	110
	1208 AlphaBetter® Desk 36 x 24" Premium Top 36"W x 24"D x 26" - 42"H Desktop Finish: Gray-GR, Dry Erase-DE Steel Frame with Black Powder Coat Finish Patented Swinging Pendulum™ Footrest Bar	1208GR 1208DE	930.00	930.00	1	51	77	7.09	110
	1209 AlphaBetter® Desk, with Book Box 36 x 24" Premium Top 36"W x 24"D x 26" - 42"H Desktop Finish: Gray-GR, Dry Erase-DE Steel Frame with Black Powder Coat Finish Patented Swinging Pendulum™ Footrest Bar	1209GR 1209DE	1,142.00	1,142.00	1	58	77	7.09	110
	1205 AlphaBetter® Stool Seat Size: 13" Sq. Overall: 15¼" - 19¼"W x 21" - 35½"H Seat Finish: Beige-BE, Black-BL Steel Frame with Black Powder Coat Finish	1205BE 1205BL	432.00	432.00	1	23	34	3.14	125
	1212BL AlphaBetter® Optional Book Box 22"W x 15"D x 4¼"H Finish: Black-BL	1212BL	196.00	196.00	1	8	15	1.26	250
AlphaBetter® Desks 2.0									
AlphaBetter® Desks 2.0									
	1221 Height-Adjustable Student Desk with Pendulum Bar 22-30" 27¾"W x 19¾"D x 22-30"H Desktop Finish: White Dry Erase Top-DE, Gray Nebula Top-GR Leg Finish: Cityscape Gray	1221DE 1221GR	560.00 516.00	560.00 516.00	1 1	31 31	35 35	1.76 1.76	070 070
	1222 Height-Adjustable Student Desk - Pendulum Bar - Book Box 27¾"W x 19¾"D x 22-30"H Desktop Finish: White Dry Erase Top-DE, Gray Nebula Top-GR Leg Finish: Cityscape Gray	1222DE 1222GR	643.00 629.00	643.00 629.00	1 1	37 37	43 43	2.11 2.11	070 070
	1223 Height-Adjustable Student Desk with Pendulum Bar 29-43" 27¾"W x 19¾"D x 29-43"H Desktop Finish: White Dry Erase Top-DE, Gray Nebula Top-GR Leg Finish: Cityscape Gray	1223DE 1223GR	602.00 588.00	602.00 588.00	1 1	34 34	38 38	2.1 2.1	070 070
	1224 Height-Adjustable Student Desk - Pendulum Bar - Book Box 27¾"W x 19¾"D x 29-43"H Desktop Finish: White Dry Erase Top-DE, Gray Nebula Top-GR Leg Finish: Cityscape Gray	1224DE 1224GR	685.00 671.00	685.00 671.00	1 1	40 40	46 46	2.52 2.52	070 070
	1210BL Carpet Casters for AlphaBetter®, Set of 4, Black-BL Casters: 2½"H	1210BL	28.00	28.00	1	1.2	2	0.08	65
	1211BL Hard floor Casters for AlphaBetter®, Set of 4, Black-BL Casters: 2½"H	1211BL	39.00	39.00	1	1.3	2	0.08	65

Office Suites
Seating
Tables & Desks
Meeting Essentials
Personal Organization
Ergonomics
High Density Storage
Storage & Filing
Facilities
Technology Furniture
Art & Engineering
Education
SAFE Collection Addendum

Flip & Nest Desks


Safco® Products marketing materials are designed to be used as sales tools for our Dealer network.

Office Suites
Seating
Tables & Desks
Meeting Essentials
Personal Organization
Ergonomics
High Density Storage
Storage & Filing
Facilities
Technology Furniture
Art & Engineering
K-12 Education
SAFE Collection Addendum

Model #	Description	Model #	List Price Ea.	List Carton Price	Number of Cartons	Actual Weight	S-Parcel Billable Weight	Carton Cube	Freight Class	
Flip and Nest Desks										
	1226 Learn Nesting Trapezoid Desk 32 7/8"W x 22 1/4"D x 29 1/2"H Powder coat steel frame Finish: White Dry-Erase Top-DE, Pebbled Gray Top-GR Base Finish: Grey	1226DE 1226GR	664.00	664.00	1	31.1	37	4.15	125	
	1227 Learn Nesting Rectangle Desk 28"W x 22 1/4"D x 29 1/2"H Powder coat steel frame Finish: White Dry-Erase Top-DE, Pebbled Gray Top-GR Base Finish: Grey	1227DE 1227GR	636.00	636.00	1	35.4	41	3.16	125	
Studio Desks										
	1950 Single Drawer Studio Desk, Wooden Veneer Top Overall Size: 43 1/4"W x 21 1/2"D x 30 3/4"H Frame Finish: Black-BL Single Drawer Studio Desk, Laminate Top Frame Finish: White-W	1950BL 1950WH	715.00	715.00	1	60	62	5.42	110	
	1951 Studio Writing Desk, Wooden Veneer Top Overall Size: 37 1/2"W x 22 1/2"D x 34 1/4"H Frame Finish: Black-BL Studio Writing Desk, Laminate Top Frame Finish: White-WH	1951BL 1951WH	451.00	451.00	1	40	43	4.17	110	
Table Desks										
	1943 Table Desk Overall Size: 47 1/4"W x 24"D x 28 3/4"H Finish: Beech Top/White Legs-BHWH, Black Top/Silver Legs-BLSL, Cherry Top/Black Legs-CYBL	1943BHWH 1943BLSL 1943CYBL	451.00	451.00	1	36	38	3.34	110	
	Wire Desks 5203BL Wire Desk Overall: 35 1/2"W x 24"D x 30 3/4"H Bottom Shelf Dimensions: 35"W x 6 1/4"D Finish: Black-BL	5203BL	245.00	245.00	1	46.4	47	3.64	175	
Muv™ Adjustable-Height Desks										
	1925 Muv™ 28" Adjustable-Height Desk Overall Size: 29 1/2"W x 22"D x 29" - 34"H Finish: Cherry-CY	1925CY	834.00	834.00	1	46	46	2.37	70	
	1927 Muv™ Mini Tower Adjustable-Height Desk Overall Size: 35 1/2"W x 22"D x 29" - 34"H Finish: Cherry-CY	1927CY	894.00	894.00	1	66	66	3.29	70	
	1929 Muv™ Stand-Up Adjustable-Height Desk Overall Size: 29 1/2"W x 22"D x 35" - 49"H Finish: Cherry-CY, Gray-GR, Medium Oak-MO	1929CY 1929GR 1929MO	610.00	610.00	1	56	57	3.51	70	
Muv™ Fixed-Height Desks										
	1921 Muv™ 35" Fixed-Height Desk Overall Size: 35 1/2"W x 22"D x 30 3/4"H Finish: Cherry-CY	1921CY	607.00	607.00	1	52	52	2.88	70	
	1923 Muv™ Stand-Up Fixed-Height Desk Overall Size: 29 1/2"W x 22"D x 45"H Finish: Cherry-CY, Gray-GR	1923CY 1923GR	580.00	580.00	1	62	62	2.95	70	

Safco® Products marketing materials are designed to be used as sales tools for our Dealer network.

Vum™ Pneumatic Standing Desk

Model #	Description	Model #	List Price Ea.	List Carton Price	Quantity Per Carton	Actual Weight	S-Parcel Billable Weight	Carton Cube	Freight Class
 1944	Vum™ Pneumatic Standing Desk Overall Size: 25¼"W x 19¼"D x 35½"-47¼"H Finish: Natural Wood-NA, White-WH	1944NA 1944WH	693.00	693.00	1	48.5	49	3.72	70


Roam™ Touchdown Workstation

 1958	Roam™ Touchdown Workstation Overall Size: 33"W x 30"D x 51½"H Finish: Dark Gray-DG, Tan-TN	1958DG 1958TN	710.00	710.00	1	41	76	6.97	200
--	--	------------------	--------	--------	---	----	----	------	-----


Scout™ Steel Desks

 1907BL	Scout™ Desk Overall Size: 32¼"W x 22"D x 30½"H Finish: Black-BL	1907BL	595.00	595.00	1	38	39	2.33	70
 1908BL	Scout™ Steel Stand-Up Desk Overall Size: 39½"W x 23¼"D x 42"H Finish: Black-BL	1908BL	689.00	689.00	1	47	47	3.55	70

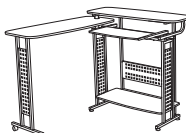
Xpressions™ Computer Desks

 1938TG	Xpressions™ 47" Computer Desk Overall Size: 47"W x 23"D x 37"H Tempered Glass Top	1938TG	689.00	689.00	1	73	LTL	5.83	70
--	---	--------	--------	--------	---	----	-----	------	----


Elevate™ Bi-Level & Standing-Height Desks

 1957	Elevate™ Standing-Height Desk Overall Size: 48"W x 24"D x 38" - 50"H Finish: Beech/White-BH, Walnut/Black-WL	1957BH 1957WL	529.00	529.00	1	61	61	4.81	70
--	--	------------------	--------	--------	---	----	----	------	----

Scout™ Standing-Height Desk with Rotating Work Surface

 1974BL	Scout™ Standing-Height Desk with Rotating Work Surface Overall Size: 47¼"W x 21½"D x 42¼"H Finish: Black-BL	1974BL	605.00	605.00	1	36	52	3.7	110
--	---	--------	--------	--------	---	----	----	-----	-----

Brio™ Height-Adjustable Standing Desk

 1964WH	Brio™ Height-Adjustable Standing Desk Overall Size: 29¼"W x 27¼"D x 37- 50¼"H Finish: White-WH	1964WH	1,038.00	1,038.00	1	48	50	4.81	110
--	--	--------	----------	----------	---	----	----	------	-----



Verve™ Adjustable-Height Standing Desks

 1959	Verve™ Adjustable-Height Standing Desk Overall Size: 47¼"W x 31¼"D x 36 - 42"H Finish: White-WH, Walnut-WL	1959WH 1959WL	1,051.00	1,051.00	1	80	80	6.32	70
--	--	------------------	----------	----------	---	----	----	------	----






Office Suites
Seating
Tables & Desks
Meeting Essentials
Personal Organization
Ergonomics
High Density Storage
Storage & Filing
Facilities
Technology Furniture
Art & Engineering
K-12 Education
SAFE Collection Addendum

Defy™ Electric Adjustable-Height Desk

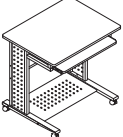
Safco® Products marketing materials are designed to be used as sales tools for our Dealer network.

Model #	Description	Table Laminates	List Price Ea.	List Carton Price	Quantity Per Carton	Actual Weight	S-Parcel Billable Weight	Carton Cube	Freight Class	
Defy™ Electric Adjustable-Height Desk										
	1980WH Defy™ Electric Adjustable-Height Desk Quick Ship Tabletop Size: 47½"W x 30"D x 1"H Overall Size: 47½"W x 30¾"D x 29¾ - 49¼"H Tabletop Finish: White-WH Base Finish: Silver-SL		1980WH	2,138.00	2,138.00	1	125	125	-	-
	1981SL Defy™ Electric Adjustable-Height Base Overall Size: 47½"W x 30¾"D x 29¾ - 49¼"H Finish: Silver-SL		1981SL	1,751.00	1,751.00	1	66	66	3.68	-

Eastwinds Furniture Collection

	946 Portrait PC Desk Cart with Slide-Out Keyboard Tray with Mouse Platform CPU Platform Mounts Left or Right Overall Size: 36½"W x 19¼"D x 31"H Metallic Gray, Powder Coated Steel Frame Finish: Anthracite-ANT, Medium Cherry-MEC		946ANT 946MEC	384.00	384.00	1	42.6	43	2.43	70
	947 Argo PC Workstation with Slide-Out Keyboard Tray and CPU Shelf Overall Size: 31½"W x 19¼"D x 30¾"H Metallic Gray, Powder Coated Steel Frame Finish: Anthracite-ANT, Medium Cherry-MEC		947ANT 947MEC	369.00	369.00	1	34.2	35	1.79	70
	948 FPD Computer Table with Raised Flat Panel Platform Printer and CPU Platform Overall Size: 28½"W x 26"D x 29½"H Metallic Gray, Powder Coated Steel Frame Finish: Anthracite-ANT, Medium Cherry-MEC		948ANT 948MEC	369.00	369.00	1	22	22	1.97	925
	950 Laptop Caddy Split Top Tilts for Ergonomic Use Height-Adjustable Steel Frame Overall Size: 29½"W x 20"D x 27-38"H Metallic Gray, Powder Coated Steel Frame Finish: Anthracite-ANT, Medium Cherry-MEC		950ANT 950MEC	369.00	369.00	1	19.4	20	0.95	70
	971 Mobile Arch Computer Desk Top Shelf for Laptop or Monitor Middle Shelf for Keyboard, Bottom Printer Shelf Overall Size: 31½"W x 34½"D x 37"H Metallic Gray, Powder Coated Steel Frame Finish: Anthracite-ANT, Medium Cherry-MEC		971ANT 971MEC	455.00	455.00	1	41.8	53	5.19	100

Empire Mobile PC Station






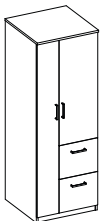
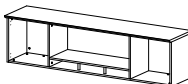






	945 Empire Mobile PC Station with Slide-Out Keyboard Tray Overall Size: 29¾"W x 23½"D x 29¾"H Metallic Gray, Powder Coated Steel Frame Finish: Anthracite-ANT, Medium Cherry-MEC		945ANT 945MEC	359.00	359.00	1	39	39	2.09	70
---	--	--	------------------	--------	--------	---	----	----	------	----

Mirella SOHO Desks

	5511 Mirella™ Table Desk Overall Size: 48"W x 24"D x 30"H Laminates: Sand Dune-SDD, White Ash-WAH		5511SDD 5511WAH	402.00	402.00	1	43	41	3.9	110
	5512 Mirella™ Table Desk with Drawer Overall Size: 36"W x 22"D x 30"H Laminates: Sand Dune-SDD, White Ash-WAH		5512SDD 5512WAH	570.00	570.00	1	56	66	5.78	110
	5513 Mirella™ Table Desk with Built-in-Locking Pedestal Overall Size: 60"W x 24"D x 30"H Laminates: Sand Dune-SDD, White Ash-WAH		5513SDD 5513WAH	815.00	815.00	1	92	101	8.24	110






Office Suites
Seating
Tables & Desks
Meeting Essentials
Personal Organization
Ergonomics
High Density Storage
Storage & Filing
Facilities
Technology Furniture
Art & Engineering
K-12 Education
SAFE Collection Addendum

Model #	Description	Model #	List Price Ea.	List Carton Price	Number of Cartons in Shipment	Actual Weight	S-Parcel Billable Weight	Carton Cube	Freight Class
 NEW	RESDES3060WH Resi® Desk 30X60 White Wood Leg Overall: 60"W x 30"D x 29½"H Desk Top: Designer white laminate Base: White Powder Coated Steel Crown with Solid Maple Wood in Natural Finish Legs	RESDES3060WH	1,395.00	1,395.00	1	67	110	8.62	085
 NEW	RESCAB36WH Resi® Cabinet 36W No Doors Overall: 36"W x 19½"D x 33¾"H Cabinet: Designer white laminate	RESCAB36WH	1,220.00	1,220.00	1	64	82	4.94	070
 NEW	RESDRKTWH Resi® Door Kit - White Overall: 18"W x ¾"D x 25¼"H	RESDRKTWH	236.00	236.00	1	9	21	1.64	070
 NEW	RESGDRKTWH Resi® Glass Door Kit - White Overall: 18"W x ¾"D x 25¼"H	RESGDRKTWH	283.00	283.00	1	8	20	1.64	070
 NEW	RESPEDWH Resi® Skinny Pedestal - White Overall: 11½"W x 19"D x 26½"H	RESPEDWH	672.00	672.00	1	56	58	4.94	125
 NEW	RESWRDWH Resi® Wardrobe 23¾"W x 23¾"D x 68"H	RESWRD1WH RESWRD2WH	1,711.00 334.00	1,711.00 334.00	1 1	211.6 38.6	212 78	10.12 7.08	70 100
 NEW	RESH72WH Resi® Hutch 72"W x 16¾"D x 18½"H	RESH72WH	1,382.00	1,382.00	1	120	LTL	20.01	70
 NEW	RESHDRKTWH Resi® Hutch Laminate Door Kit 18¼"W x ¾"D x 17¼"H	RESHDRKTWH	194.00	194.00	1	12.5	14	1.23	85
 NEW	RESHGDRKTWH Resi® Hutch Glass Door Kit 18¼"W x ¾"D x 17¼"H	RESHGDRKTWH	233.00	233.00	1	12.5	14	1.23	85
Resi® Office - Power Units									
 NEW	RESUPDCL Resi® Uni Power Daisy Chain Jumper	RESUPDCL	114.00	114.00	1	6	.06	0.14	070
 NEW	RESUPINP Resi® Universal Power Infeed Plug	RESUPINP	487.00	487.00	1	6	.06	0.35	070
 NEW	RESUPDCWH Resi® Universal Power Unit Daisy Chain White	RESUPDCWH	395.00	395.00	1	6	.06	0.2	070
 NEW	RESUPUWH Resi® Universal Power Unit White	RESUPUWH	336.00	336.00	1	6	.06	0.14	070


Office Suites
Seating
Tables & Desks
Meeting Essentials
Personal Organization
Ergonomics
High Density Storage
Storage & Filing
Facilities
Technology Furniture
Art & Engineering
Education
K-12
SAFE Collection Addendum

Mood™ Standing-Height Desk, Storage Pedestal and Bookcase

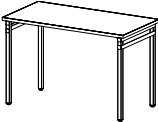
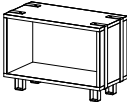
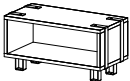
Safco® Products marketing materials are designed to be used as sales tools for our Dealer network.

	Model #	Description	Model #	List Price Ea.	List Carton Price	Number of Cartons in Shipment	Actual Weight	S-Parcel Billable Weight	Carton Cube	Freight Class
Office Suites Seating Tables & Desks		1904GR Mood™ Standing-Height Desk with Rotating Work Surface Overall Size: 53¼"W x 21¼"D x 42¼"H Finish: Gray-GR	1904GR	626.00	626.00	1	58	58	4.31	110
		1906GR Mood™ Storage Pedestal Two Drawers with Pull Out Letter-Size File Holder Overall Size: 17¼"W x 17¼"D x 30"H Finish: Gray-GR	1906GR	438.00	438.00	1	21	21	1.46	100
		1903GR Mood™ Bookcase Four shelves for storage Wall anchors included for stability Overall Size: 31¼"W x 12"D x 59"H Finish: Gray-GR	1903GR	582.00	582.00	1	67.2	68	5.1	150

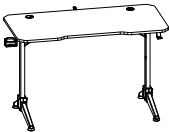
Adjustable Computer Table


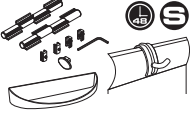
Personal Organization		8432SO Adjustable Computer Table Overall Size: 32"W x 31"D x 50"H Finish: Gray-GRYBLK	8432SOGRYBLK	975.00	975.00	1	60	60	3.23	70
-----------------------	---	--	--------------	--------	--------	---	----	----	------	----

Ready Collection

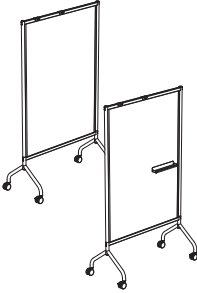



Ergonomics High Density Storage Storage & Filing		5508WHNA Ready Collection Desk 45¼"W x 23½"D x 29½"H Finish: White Frame with Beigewood Top-WHNA	5508WHNA	423.00	423.00	1	45	45	-	70
		5509WHNA Ready Collection Large Storage Unit 24"W x 12"D x 17¼"H Finish: White Frame with Beigewood Top-WHNA	5509WHNA	320.00	320.00	1	30	30	-	70
		5510WHNA Ready Collection Small Storage Unit 24"W x 12"D x 12¼"H Finish: White Frame with Beigewood Top-WHNA	5510WHNA	280.00	280.00	1	24	24	-	70

Ultimate Gaming Desk

Facilities Technology Furniture Art & Engineering K-12 Education SAFE Collection Addendum		5393 Ultimate Gaming Desk - 42" 42¼"W x 23½"D x 29½"H Includes: Headphone Hook, CupHolder, Multi-Color LED Lighting Finish: Black Base with Black Top-BL Red Base with Black Top-RD	5393BL 5393RD	361.00	361.00	1	33	39.2	4.2	200
---	---	--	------------------	--------	--------	---	----	------	-----	-----

Model #	Description	Model #	List Price Ea.	List Carton Price	Quantity Per Carton	Actual Weight	S-Parcel Billable Weight	Carton Cube	Freight Class
	2014WBS Rumba™ Screen 36"W x 54"H Full Whiteboard Screen Overall Size: 36"W x 16"D x 54"H	2014WBS	1,253.00	1,253.00	1	31	LTL	5.47	70
	2015WBS Rumba™ Screen 42"W x 54"H Full Whiteboard Screen Overall Size: 42"W x 16"D x 54"H	2015WBS	1,319.00	1,319.00	1	38	LTL	6.3	70
	2016WBS Rumba™ Screen 36"W x 66"H Full Whiteboard Screen Overall Size: 36"W x 16"D x 66"H	2016WBS	1,309.00	1,309.00	1	45	LTL	5.76	70
	2017WBS Rumba™ Screen 42"W x 66"H Full Whiteboard Screen Overall Size: 42"W x 16"D x 66"H	2017WBS	1,381.00	1,381.00	1	41	LTL	6.69	70
	2005SL Rumba™ Connector Hinge	2005SL	58.00	58.00	1	1	1	0.02	70
	2007GR Rumba™ Screen Tablet Hooks	2007GR	16.00	32.00	2	2	2	0.02	60
	2008GR Rumba™ Screen Eraser Tray	2008GR	46.00	46.00	1	1	1	0.08	100

Impromptu® Collaboration Screens





	8510GRCL Impromptu® Acrylic Screen, 42"W x 72"H Mobile on Four Casters (Two Locking) Includes: Accessory Hooks Overall Size: 42"W x 21½"D x 72"H Finish: Metallic Gray-GR	8510GRCL	868.00	868.00	1	45	LTL	5.23	70
	8511 Impromptu® Full Whiteboard Screen, 42"W x 72"H Magnetic Whiteboard Includes Accessory Hooks & Magnetic Accessory Tray Overall Size: 42"W x 21½"D x 72"H Finish: Black-BL, Metallic Gray-GR	8511BL 8511GR	868.00	868.00	1	51	LTL	6.15	70
	3611BL Onyx™ Mesh Marker Holder with Shelf Overall Size: 5¼"W x 2½"D x 5¼"H Finish: Black-BL	3611BL	45.00	45.00	1	1	2	0.08	150
	3612BL Onyx™ Mesh Marker Organizer with Basket Overall Size: 8"W x 3"D x 3¼"H Finish: Black-BL	3612BL	46.00	46.00	1	1.2	2	0.1	150
	3909GR Mobile Whiteboard, 30"x 64" - White Dry Erase Board Magnetic board, Cutout in board for easy marker storage Overall Size: 30"W x 24"D x 63⅞"H	3909GR	1,709.00	1,709.00	1	80	LTL	-	70



Office Suites
Seating
Tables & Desks
Meeting Essentials
Personal Organization
Ergonomics
High Density Storage
Storage & Filing
Facilities
Technology Furniture
Art & Engineering
K-12 Education
SAFE Collection Addendum

Mobile Wall, Multimedia & AV Carts

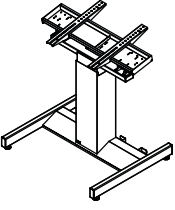


Safco® Products marketing materials are designed to be used as sales tools for our Dealer network.

Model #	Description	Model #	List Price Ea.	List Carton Price	Quantity Per Carton	Actual Weight	S-Parcel Billable Weight	Carton Cube	Freight Class
	Scoot™ Flat Panel Multimedia Cart 8941BL Scoot™ Flat Panel Multimedia Cart Holds up to 42" monitor Locking steel ventilated cabinet UL approved electrical assembly with surge protector Overall Size: 39½"W x 27"D x 68"H Finish: Black-BL	8941BL	1,701.00	1,701.00	1	146	LTL	8.62	85
	Steel AV Height-Adjustable Cart 8932BL Steel Height-Adjustable Cart Holds up to 20" monitor; six outlet UL approved mini surge protector with power switch Three shelves, adjustable in 2" increments 28" - 36"H Overall Size: 27¼"W x 18¼"D x 28½" - 36½"H Finish: Black-BL	8932BL	625.00	625.00	1	58	58	2.34	85
	Steel Adjustable AV Cart with Cabinet 8943BL Steel Adjustable AV Cart with Cabinet Holds up to 20" monitor; three outlet UL approved mini surge protector with power switch Adjustable in 2" increments 26" - 42"H Overall Size: 26¾"W x 20½"D x 26" - 42"H Finish: Black-BL	8943BL	1,070.00	1,070.00	1	88	88	4.5	85
	Scoot™ Presentation Cart 8945BL Scoot™ Presentation Cart Shelves Adjust in 2¼" Increments 4 Positions (24¼" - 32¼") Overall Size: 21½"W x 30¼"D x 40½"H Finish: Black-BL	8945BL	625.00	625.00	1	50	50	4.63	85

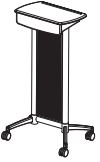











Office Suites
Seating
Tables & Desks
Meeting Essentials
Personal Organization
Ergonomics
High Density Storage
Storage & Filing
Facilities
Technology Furniture
Art & Engineering
K-12 Education
SAFE Collection Addendum



Height-Adjustable Media/Design Centers

Model #	Description	Model #	List Price Ea.	List Carton Price	Quantity Per Carton	Actual Weight	S-Parcel Billable Weight	Carton Cube	Freight Class
Height-Adjustable Design/Media Center									
	HADC Height-Adjustable Design/Media Center Vertical to Horizontal Electric Tilt option standard Max. weight load 150 lbs. Starting Height/ Vertical Orientation 32.5"*** Full Height/Vertical Orientation 50.5"*** Starting Hgt/ Horizontal Orientation 33.5"*** Full Height/Horizontal Orientation 51.5"*** Screen Mounting Pattern Accommodated 400 x 400; 600 x 400* 5 Outlet Powerstrip mounted to base Cable Management Bracket Optional Caster Kit available Overall Base Dimensions: 35"W x 29½"D x 4"H Finish: Black-BL	HADC	11,355.00	11,355.00	1	-	-	-	-
						* Recommend use of commercial grade screens for tilt version to avoid overheating when screen is in horizontal position. ** Approximate dimensions measured to the center of the screen. This can vary depending on location of VESA pattern in relation to the screen. *** Dimension does not include screen thickness. *** Brackets may show if screen is smaller than 40"; varies with VESA pattern location.			
Accessories									
	HACK Caster Kit - four 3" Locking Casters 	HACK	261.00	261.00	1	-	-	-	-

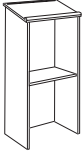

Presentation Stands & Lecterns

	Impromptu® Lectern 8912    Impromptu® Lectern Steel Frame & Translucent Polycarbonate Panel Top Surface: 20"W x 16"D Overall Size: 26½"W x 18½"D x 46½"H Finish: Black-BL, Metallic Gray-GR	8912BL 8912GR	806.00	806.00	1	33	34	3.2	110
	Executive Mobile Lectern 8918   Executive Mobile Lectern Large 23¾"W x 20"D Reading Surface Upper Shelf Adjusts in 2½" Increments Overall Size: 25¼"W x 19¾"D x 46"H Finish: Mahogany-MH	8918MH	1,135.00	1,135.00	1	96	96	3.39	110
	Executive Presentation Stand 8919  Executive Presentation Stand Large 28"W x 18¾"D Presentation Surface 2½"H containment lip Overall Size: 29¾"W x 20¾"D x 40¾"H Finish: Cherry-CY, Mahogany-MH	8919CY 8919MH	1,012.00	1,012.00	1	136	LTL	4.68	110
	Scoot™ Multi-Purpose Lectern 8922BL   Scoot™ Multi-Purpose Lectern Two swivel cup holders Platform folds down for flat surface Overall Size: 28¾"W x 22"D x 49¾"H Finish: Black-BL	8922BL	995.00	995.00	1	85	85	4.17	70

Office Suites
Seating
Tables & Desks
Meeting Essentials
Personal Organization
Ergonomics
High Density Storage
Storage & Filing
Facilities
Technology Furniture
Art & Engineering
K-12 Education
SAFE Collection Addendum

Presentation Stands & Lecterns

Safco® Products marketing materials are designed to be used as sales tools for our Dealer network.

Model #	Description	Model #	List Price Ea.	List Carton Price	Quantity Per Carton	Actual Weight	S-Parcel Billable Weight	Carton Cube	Freight Class
	Stand-Up Lectern 8915 Stand-Up Lectern 23"W x 15½"D Reading Surface Slopes at 15° Angle Overall Size: 23"W x 15½"D x 46"H Finish: Mahogany-MH	8915MH	541.00	541.00	1	52	52	2.06	110
	Adjustable Speaker Stand 8921 Adjustable Speaker Stand 20"W x 16"D Reading Platform Tilts from 0° - 70° Podium height manually adjusts from 30" - 44" Overall Size: 21"W x 21"D x 29½" - 46"H Finish: Mahogany-MH	8921MH	267.00	267.00	1	14	14	0.88	110



Onyx™ Break Room Organizers

	Onyx™ Break Room Organizers 3274BL Onyx™ Break Room Organizer - 1 Drawer 12½"W x 11¼"D x 3¼"H Finish: Black-BL	3274BL	77.00	77.00	1	5	5	0.35	85
	3275BL Onyx™ Break Room Organizer - 3 Drawer 11½"W x 8¼"D x 8¼"H Finish: Black-BL	3275BL	114.00	114.00	1	7	7	0.55	85
	3290BL Onyx™ Mesh Tower Break Room Organizer 6"W x 6"D x 18"H Finish: Black-BL	3290BL	103.00	103.00	1	3	6	0.51	150
	3291BL Onyx™ Mesh Condiment Carton 16"W x 8½"D x 5¼"H Finish: Black-BL	3291BL	103.00	103.00	1	3	7	0.55	125
	3292BL Onyx™ Mesh Cup & Lid Holder 12¾"W x 4½"D x 13¼"H Finish: Black-BL	3292BL	139.00	139.00	1	3	8	0.6	150
	3293BL Onyx™ Mesh Break Room Organizer 14¾"W x 11¼"D x 15"H Finish: Black-BL	3293BL	179.00	179.00	1	6	19	1.72	250






Office Suites
Seating
Tables & Desks
Meeting Essentials
Personal Organization
Ergonomics
High Density Storage
Storage & Filing
Facilities
Technology Furniture
Art & Engineering
K-12 Education
SAFE Collection Addendum

Hospitality – Wood Refreshment Carts

Model #	Description	Model #	List Price Ea.	List Carton Price	Quantity Per Carton	Actual Weight	S-Parcel Billable Weight	Carton Cube	Freight Class
Wood Refreshment Centers									
	8953 Mobile Refreshment Cart Large 21½"W x 17"D Heat-Resistant Countertop: 1½" Raised Lip Overall Size: 23"W x 18"D x 31"H Finish: Gray-GR, Mahogany-MH	8953GR 8953MH	501.00	501.00	1	67	68	2.76	100
	8962 Hospitality Service Cart Serving Area: 32½"W x 20½"D with Two Drop Leaves to Expand to 56"W Overall Size: 32½" - 56½"W x 20½"D x 38¾"H Finish: Mahogany-MH, Cherry-CY	8962MH 8962CY	1,102.00	1,102.00	1	143	143	5.75	100

Hospitality – Steel Refreshment Carts



















	Refreshment Stand 8963BL Refreshment Cart Large Melamine Top: 29¼"W x 20½"D Overall Size: 29½"W x 22¾"D x 33¼"H Finish: Black-BL	8963BL	971.00	971.00	1	92	92	3.87	100
	Mobile Refreshment Cart 8964BL Mobile Refreshment Cart Melamine Top: 33¾"W x 21¾"D with 1½"H Wire Rails Mobile on 3¾" Casters (two locking) Overall Size: 33¾"W x 21¾"D x 43"H Finish: Black-BL	8964BL	894.00	894.00	1	92	LTL	5.86	100
	Impromptu® Mobile Refreshment Cart 8966 Impromptu® Mobile Refreshment Cart Laminate Top: 34"W x 17"D with Rails Mobile on Four Casters (two locking) Overall Size: 34"W x 21¾"D x 36½"H Finish: Black-BL, Metallic Gray-GR	8966BL 8966GR	1,132.00	1,132.00	1	64	64	4.24	100







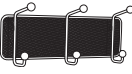
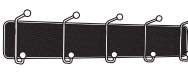






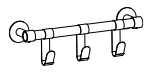



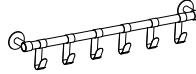


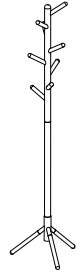


Office Suites
Seating
Tables & Desks
Meeting Essentials
Personal Organization
Ergonomics
High Density Storage
Storage & Filing
Facilities
Technology Furniture
Art & Engineering
K-12 Education
SAFE Collection Addendum

Coat Racks

Safco® Products marketing materials are designed to be used as sales tools for our Dealer network.

Model #	Description	Model #	List Price Ea.	List Carton Price	Quantity Per Carton	Actual Weight	S-Parcel Billable Weight	Carton Cube	Freight Class
	Nail Head Coat Rack 4191NC Spiral Nail Head Coat Rack, 8 Hook 15" Dia. Base x 67"H  	4191NC	263.00	263.00	1	17	17	0.83	85
	Coat Racks 4163 Coat Rack Four Double Hook 21" Dia. Base x 70"H Finish: Black-BL, Chrome-CR  	4163BL 4163CR	168.00	168.00	1	9	9	0.43	70
	4168 Coat Rack with Umbrella Stand 21" Dia. Base x 70"H Finish: Black-BL  	4168BL	218.00	218.00	1	12	17	1.29	85
	Mode™ Wood Coat Rack with Umbrella Stand 4214 Mode™ Wood Coat Rack with Umbrella Stand, 9 Hook 14½"W x 14½"D x 68¾"H Finish: Black-BL  	4214BL	368.00	368.00	1	15	15	1.37	85
	Hook Head Coat Racks 4241BL Hook Head Coat Rack, 8 Hook 15" Dia. Base x 67"H Finish: Black-BL  	4241BL	174.00	174.00	1	18	18	0.83	100
	Family Coat Rack 4256 Family Coat Rack, 8 Hook 16½" Dia. Base x 72¾"H Finish: Black-BL, Charcoal-CH, Cream-CRM  	4256BL 4256CH 4256CRM	247.00	247.00	1	13	15	1.42	100


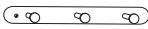


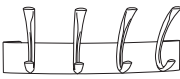

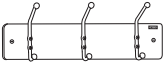
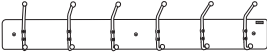
Office Suites
Seating
Tables & Desks
Meeting Essentials
Personal Organization
Ergonomics
High Density Storage
Storage & Filing
Facilities
Technology Furniture
Art & Engineering
K-12 Education
SAFE Collection Addendum

Model #	Description	Model #	List Price Ea.*	List Carton Price	Quantity Per Carton	Actual Weight	S-Parcel Billable Weight	Carton Cube	Freight Class
	Impromptu® Garment Rack 4601 Impromptu® Garment Rack with 12 Hangers 40¼"W x 29¾"D x 58¼"H Finish: Black-BL, Silver-GR  	4601BL 4601GR	767.00	767.00	1	40	41	1.84	85
	Onyx™ Mesh Wall Racks 6401BL Onyx™ Mesh Wall Rack - 2 Hook 8½"W x 3"D x 5½"H Finish: Black-BL * Only available to order by Carton.	6401BL	22.00	132.00	6	7	10	0.89	100
	6402BL Onyx™ Mesh Wall Rack - 3 Hook 14¾"W x 3"D x 5½"H Finish: Black-BL * Only available to order by Carton.	6402BL	30.00	180.00	6	10	16	1.39	100
	6403BL Onyx™ Mesh Wall Rack - 5 Hook 26¾"W x 3"D x 5½"H Finish: Black-BL * Only available to order by Carton.	6403BL	51.00	306.00	6	16	27	2.45	100
	Family Coat Wall Racks 4255 Family Coat Rack 3 Hook 18½"W x 5¼"D x 7¼"H Finish: Black-BL, Charcoal-CH, Cream-CRM  	4255BL 4255CH 4255CRM	140.00	140.00	1	10	10	0.18	100
	4257 Family Coat Rack 6 Hook 42½"W x 5¼"D x 7¼"H Finish: Black-BL, Charcoal-CH, Cream-CRM  	4257BL 4257CH 4257CRM	211.00	211.00	1	16	16	0.4	100
	Resi® Coat Rack Collection  4263WH Resi 3 Hook Wall Rack 19¾"W x 4¼"D x 6"H Finish: White-WL with Natural Wood  	4263WH	110.00	110.00	1	3	3	0.22	100
	4264WH Resi 6 Hook Wall Rack 36¼"W x 4¼"D x 6"H Finish: White-WL with Natural Wood  	4264WH	162.00	162.00	1	5	5	0.4	100
	4265WH Resi 8 Hook Coat Tree 17¼"W x 17¼"D x 69½"H Finish: White-WL with Natural Wood  	4265WH	232.00	232.00	1	9	9	0.72	100

Office Suites
Seating
Tables & Desks
Meeting Essentials
Personal Organization
Ergonomics
High Density Storage
Storage & Filing
Facilities
Technology Furniture
Art & Engineering
K-12 Education
SAFE Collection Addendum


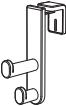
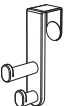
Coat Hooks

Safco® Products marketing materials are designed to be used as sales tools for our Dealer network.

Model #	Description	Model #	List Price Ea.*	List Carton Price	Quantity Per Carton	Actual Weight	S-Parcel Billable Weight	Carton Cube	Freight Class
Nail Head Coat Hooks									
	4200 Nail Head Coat Hook - 2 Hook 12"W x 2 3/4"D x 2"H * Only available to order by Carton.	4200	62.00	744.00	12	10	10	0.62	100
	4201 Nail Head Coat Hook - 3 Hook 18"W x 2 3/4"D x 2"H * Only available to order by Carton.	4201	91.00	1,092.00	12	15	15	0.71	100
	4202 Nail Head Coat Hook - 6 Hook 36"W x 2 3/4"D x 2"H * Only available to order by Carton.	4202	174.00	1,044.00	6	15	15	0.73	100
Metal Coat Racks									
	4203SL Metal Coat Rack - 2 Hook 7"W x 4 1/2"D x 5 1/4"H Finish: Silver-SL * Only available to order by Carton.	4203SL	40.00	240.00	6	5	6	0.25	100
	4205SL Metal Coat Rack - 4 Hook 14 1/4"W x 4 1/4"D x 5 1/4"H Finish: Silver-SL * Only available to order by Carton.	4205SL	60.00	360.00	6	9	9	0.4	100
Wall Rack Coat Hooks									
	4160 Wall Rack - 2 Hook 6 1/2"W x 3"D x 7"H Finish: Chrome * Only available to order by Carton.	4160	24.00	288.00	12	10	10	0.31	70
	4161 Wall Rack - 3 Hook 18"W x 3 3/4"D x 7"H Finish: Satin Aluminum * Only available to order by Carton.	4161	65.00	780.00	12	26	26	0.63	70
	4162 Wall Rack - 6 Hook 36"W x 3 3/4"D x 7"H Finish: Satin Aluminum * Only available to order by Carton.	4162	125.00	750.00	6	26	26	0.86	70

Office Suites
Seating
Tables & Desks
Meeting Essentials
Personal Organization
Ergonomics
High Density Storage
Storage & Filing
Facilities
Technology Furniture
Art & Engineering
K-12 Education
SAFE Collection Addendum

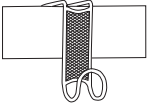
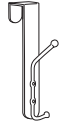
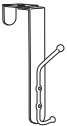
Plastic Coat Hooks - Over-the-Door/Over-the-Panel

Model #	Description	Model #	List Price Ea.*	List Carton Price	Quantity Per Carton	Actual Weight	S-Parcel Billable Weight	Carton Cube	Freight Class
Plastic Coat Hooks									
	4224BL Over-the-Panel Single Hook 1½"W x 5¼"D x 4"H Finish: Black-BL * Only available to order by Carton.	4224BL	37.00	222.00	6	6	6	0.33	70
	4225BL Over-the-Panel Double Hook 1½"W x 6½"D x 7¾"H Finish: Black-BL * Only available to order by Carton.	4225BL	51.00	306.00	6	7	7	0.43	70
	4227BL Over-the-Door Double Hook 1½"W x 5¼"D x 7¾"H Finish: Black-BL * Only available to order by Carton.	4227BL	45.00	270.00	6	6	6	0.5	70

Office Suites
Seating
Tables & Desks
Meeting Essentials
Personal Organization
Ergonomics
High Density Storage
Storage & Filing
Facilities
Technology Furniture
Art & Engineering
K-12 Education
SAFE Collection Addendum




Coat Hooks - Over-the-Door/Over-the-Panel

Safco® Products marketing materials are designed to be used as sales tools for our Dealer network.

Model #	Description	Model #	List Price Ea.	List Carton Price	Quantity Per Carton	Actual Weight	S-Parcel Billable Weight	Carton Cube	Freight Class
	Onyx™ Mesh Coat Hook 4229BL Onyx™ Mesh Coat Hook 4¼"W x 1¼"D x 5"H Finish: Black-BL * Only available to order by Carton.	4229BL	16.00	192.00	12	4	5	0.42	70
	Door & Panel Coat Hooks 4166 Over-the-Door Coat Hook Fits doors up to 1¼" thick 1½"W x 4¼"D x 8½"H * Only available to order by Carton.	4166	38.00	456.00	12	6	6	0.33	70
	4167 Over-the-Panel Coat Hook Adjusts to fit panels from 1½" to 3¼" thick 1½"W x 4¼"D x 8½"H * Only available to order by Carton.	4167	39.00	468.00	12	7	7	0.33	70

Write Way® Dry Erase Message Signs

	Write Way® Dry Erase Message Signs 4173BL Write Way® Directional Sign Arrow Adjusts + or - 45° Overall: 25½"W x 17¾"D x 64¼"H Finish: Black-BL	4173BL	219.00	219.00	1	10	26	2.41	125
	4117BL Write Way® Rectangular Sign 22¼"H x 14¼"W Dry Erase Board Overall: 18"W x 18"D x 65"H Finish: Black-BL	4117BL	230.00	230.00	1	10	46	4.19	125
	4118BL Write Way® Octagon Sign Octagon Surface: 19¾"W x 19¾"H 22½"W x 18"D x 65"H Finish: Black-BL	4118BL	232.00	232.00	1	11	46	4.28	125

Model #	Description	Model #	List Price Ea.	List Carton Price	Quantity Per Carton	Actual Weight	S-Parcel Billable Weight	Carton Cube	Freight Class
	Impromptu® Machine Stands 1857 Impromptu® Mobile Machine Stand Overall Size: 26¼" W x 21" D x 26½" H Finish: Black-BL, Metallic Gray-GR	1857BL 1857GR	557.00	557.00	1	41	41	2.66	70
	1859 Impromptu® Deluxe Mobile Machine Stand with Doors Overall Size: 34¼" W x 25½" D x 30¼" H Finish: Black-BL, Metallic Gray-GR	1859BL 1859GR	1,049.00	1,049.00	1	67	67	4.1	70
	1862 Impromptu® Under Table Printer Stand Overall Size: 20½" W x 16" D x 14¼" H Finish: Black-BL	1862BL	363.00	363.00	1	21	21	1.36	70

Muv™ Printer/Machine Stands

Model #	Description	Model #	List Price Ea.	List Carton Price	Quantity Per Carton	Actual Weight	S-Parcel Billable Weight	Carton Cube	Freight Class
	Muv™ Printer/Machine Stands 1881 Muv™ Mobile Machine Stand Overall Size: 29½" W x 20" D x 35" H Bottom Shelves: 25½" W x 13¼" D x ¾" H Top Shelf (Fixed): 29½" W x 19¼" D x ¾" H Finish: Cherry-CY, Medium Oak-MO	1881CY 1881MO	495.00	495.00	1	49	49	2.53	70

Wood Machine Stands

Model #	Description	Model #	List Price Ea.	List Carton Price	Quantity Per Carton	Actual Weight	S-Parcel Billable Weight	Carton Cube	Freight Class
	Wood Machine Stands 1850 Mobile Stand Overall Size: 28" W x 19¼" D x 30¼" H Upper Compartment: 9¼" H Compartments Measure 26" W x 17¼" D Finish: Gray-GR, Mahogany-MH, Cherry-CY	1850GR 1850MH 1850CY	751.00	751.00	1	75	75	3.94	70

Steel Machine Stands

Safco® Products marketing materials are designed to be used as sales tools for our Dealer network.

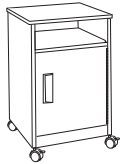
Model #	Description	Model #	List Price Ea.	List Carton Price	Quantity Per Carton	Actual Weight	S-Parcel Billable Weight	Carton Cube	Freight Class
---------	-------------	---------	----------------	-------------------	---------------------	---------------	--------------------------	-------------	---------------

Steel Machine Stands



1870GR Machine Stand with Drawer
 Overall Size: 25"W x 20"D x 29½"H
 Laminate Top: 25"W x 20"D
 Finish: Gray-GR

1870GR 822.00 822.00 1 66 LTL 10.55 125



1871GR Compact Machine Stand
 Overall Size: 17½"W x 17½"D x 27¼"H
 Finish: Gray-GR

1871GR 615.00 615.00 1 40 68 6.18 125



1872BL Deluxe Machine Stand
 Overall Size: 32"W x 24¼"D x 30¾"H
 Finish: Black-BL

1872BL 1,009.00 1,009.00 1 63 63 2.32 70

Scoot™ Printer Stands



1855BL Scoot™ UnderDesk Printer Stand
 Overall Size: 20¼"W x 16½"D x 14½"H
 Finish: Black-BL

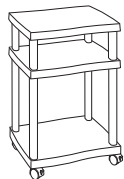
1855BL 223.00 223.00 1 20 20 1.3 70



1856BL Scoot™ Printer Stand
 Overall Size: 26½"W x 20½"D x 26½"H
 Finish: Black-BL

1856BL 421.00 421.00 1 45 45 2.18 70

Wave Printer Stands



1860GR Desk Side Wave Printer Stand
 Overall Size: 20"W x 17½"D x 29¼"H
 Finish: Gray-GR

1860GR 234.00 234.00 1 18 18 1.54 925






1861GR UnderDesk Wave Printer Stand
 Overall Size: 20"W x 17½"D x 11½"H
 Finish: Gray-GR

1861GR 147.00 147.00 1 11 12 1.09 925

Office Suites
 Seating
 Tables & Desks
 Meeting Essentials
 Personal Organization
 Ergonomics
 High Density Storage
 Storage & Filing
 Facilities
 Technology Furniture
 Art & Engineering
 K-12 Education
 SAFE Collection Addendum

Machine Stands

Model #	Description	Model #	List Price Ea.	List Carton Price	Quantity Per Carton	Actual Weight	S-Parcel Billable Weight	Carton Cube	Freight Class
	1876 Machine Stand with Drop Leaves Overall Size: 20" - 36" W x 18" D x 26 3/4" H Finish: Black-BL	1876BL	326.00	326.00	1	21	21	1.07	70
	5206 UnderDesk Printer/Fax Stand Overall Size: 19" W x 16" D x 13 1/2" H Four Casters (Two Locking) Finish: Black-BL, Gray-GR	5206BL 5206GR	182.00	182.00	1	17	17	0.94	70
	5207 Desk Side Wire Machine Stand Overall Size: 24" W x 20" D x 27" H Four Casters (Two Locking) Finish: Black-BL, White-WH	5207BL 5207WH	262.00	262.00	1	33	34	1.91	70

Onyx™ UnderDesk Machine Stand



5208 Onyx™ UnderDesk Machine Stand
Overall Size: 21" W x 16" D x 17 1/2" H
Printer Stand Top: 21" W x 16" D
Slide-Out Drawer: 21" W x 16" D x 3 1/2" H
Finish: Black-BL, White-WH

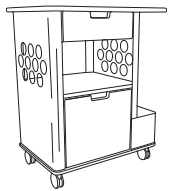
5208BL
5208WH

342.00 342.00

1 23 32

2.96 125

Rolling Storage Carts



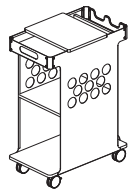
5202WH Rolling Storage Cart
Overall Size: 28" W x 20" D x 33 1/2" H
Work Surface: 28" W x 20" D
Slide-Out Drawers: 15 1/4" W x 15 1/4" D x 5" H
15 1/4" W x 15 3/4" D x 13 3/4" H
Side Compartment: 5 1/2" W x 17 1/2" D x 7" H
Finish: Silver Frame with White Top-WH

5202WH

989.00 989.00

1 98.20 103

9.88 70



5209WH Mini Rolling Storage Cart
Overall Size: 15" W x 25 1/4" D x 34 1/2" H
Finish: Silver Frame with White Top-WH

5209WH

548.00 548.00

1 45 46

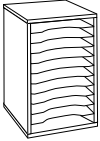
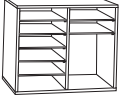
2.82 100



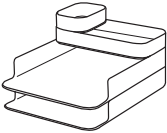
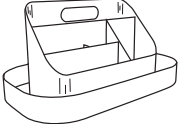
Office Suites
Seating
Tables & Desks
Meeting Essentials
Personal Organization
Ergonomics
High Density Storage
Storage & Filing
Facilities
Technology Furniture
Art & Engineering
K-12 Education
SAFE Collection Addendum

Wood Desktop Organizers


Safco® Products marketing materials are designed to be used as sales tools for our Dealer network.

Model #	Description	Model #	List Price Ea.	List Carton Price	Quantity Per Carton	Actual Weight	S-Parcel Billable Weight	Carton Cube	Freight Class
	Desktop Organization 9419 Wood Desktop Sorter - 11 Compartments Overall Size: 10½"W x 12"D x 16"H Finish: Cherry-CY, Gray-GR, Medium Oak-MO	9419CY 9419GR 9419MO	129.00	129.00	1	11	12	0.47	85
	9420 Wood Vertical Adj. Lit. Organizer - 12 Compartments Overall Size: 19½"W x 12"D x 16"H Finish: Cherry-CY, Gray-GR, Medium Oak-MO	9420CY 9420GR 9420MO	135.00	135.00	1	17	18	0.56	85

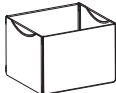
Plastic Desk Accessories

	Stacking Plastic Desktop Sorter Set 3285 Stacking Plastic Desktop Sorter Set Overall Size: 7"W x 12½"D x 7½"H Four Piece Set includes: Large Tray, Small Tray and 2 Letter Sorters Each part is stackable. Finish: Black-BL, White-WH	3285BL 3285WH	75.00	75.00	1	4	4	0.33	70
	3286 Mobile Caddy Letter Tray: 12½"W x 2"D x 10"H Large Tray: 10"W x 1½"D x 4½"H Small Tray: 3"W x ½"D x 4½"H Overall Size: 12½"W x 7½"D x 8½"H Finish: Black-BL, White-WH	3286BL 3286WH	75.00	75.00	1	2.5	5	0.43	150

Office Suites
Seating
Tables & Desks
Meeting Essentials
Personal Organization
Ergonomics
High Density Storage
Storage & Filing
Facilities
Technology Furniture
Art & Engineering
K-12 Education
SAFE Collection Addendum

Model #	Description	Model #	List Price Ea.*	List Carton Price	Quantity Per Carton	Actual Weight	S-Parcel Billable Weight	Carton Cube	Freight Class
Desktop Risers									
	3603BL 42" Desk Riser 42"W x 12½"D x 8¾"H Finish: Black-BL	3603BL	336.00	336.00	1	17	18	1.18	70

Onyx™ Desktop Organizers

Onyx™ Mesh Literature Organizers									
	9430BL Onyx™ Mesh Literature Organizer - 12 Compartments 30"W x 12¾"D x 11¼"H Finish: Black-BL	9430BL	250.00	250.00	1	19	32	2.82	70
	9431BL Onyx™ Mesh Literature Organizer - 6 Compartments 10¾"W x 12¾"D x 15¾"H Finish: Black-BL	9431BL	154.00	154.00	1	10	14	1.37	70
	9432BL Onyx™ Mesh Literature Organizer - 5 Drawers 10¾"W x 12¾"D x 15¾"H Finish: Black-BL	9432BL	187.00	187.00	1	14	15	1.37	70
Onyx™ Stackable Mesh Storage Bin									
	2164BL Onyx™ Stackable Mesh Storage Bin 14"W x 15½"D x 11¾"H Finish: Black-BL	2164BL	95.00	95.00	1	6	6	0.44	150
Wire & Mesh Organizers									
	2172BL Onyx™ Mesh Cubes 28¾"W x 14¾"D x 28¾"H Finish: Black-BL	2172BL	192.00	192.00	1	15	17	1.55	150
	2173BL* Onyx™ Mesh Tubs 12¾"W x 14"D x 10"H Finish: Black-BL * Only available to order by Carton.	2173BL	43.00	86.00	2	7	7	0.59	150

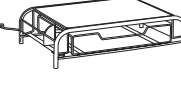

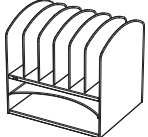

Office Suites
Seating
Tables & Desks
Meeting Essentials
Personal Organization
Ergonomics
High Density Storage
Storage & Filing
Facilities
Technology Furniture
Art & Engineering
K-12 Education
SAFE Collection Addendum

Onyx™ Desktop Organizers

Safco® Products marketing materials are designed to be used as sales tools for our Dealer network.

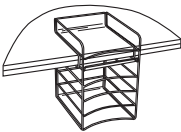
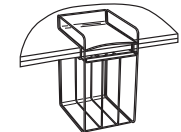

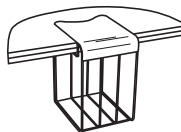
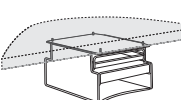
Model #	Description	Model #	List Price Ea.*	List Carton Price	Quantity Per Carton	Actual Weight	S-Parcel Billable Weight	Carton Cube	Freight Class	
 3604BL	Onyx™ Mesh Off-Surface Shelf 31½"W x 7¼"D x 10"H Finish: Black-BL	3604BL	109.00	109.00	1	5	6	0.52	70	
 2159BL	Onyx™ Mesh Monitor Stand 19¼"W x 11¼"D x 6¼"H Finish: Black-BL	2159BL	105.00	105.00	1	5.6	11	0.95	70	
 2160BL*	Onyx™ Mesh Telephone Stand 11¾"W x 9¼"D x 7"H Finish: Black-BL * Only available to order by Carton.	2160BL	59.00	295.00	5	10	29	2.68	70	
 2161BL*	Onyx™ Mesh Laptop Stand 12¾"W x 12¼"D x 2"H Finish: Black-BL * Only available to order by Carton.	2161BL	50.00	250.00	5	16	17	1.5	925	
Onyx™ Mesh Organizers										
 3250BL*	Onyx™ Mini Steel Mesh Organizer 6"W x 5¼"D x 5¼"H Finish: Black-BL * Only available to order by Carton.	3250BL	43.00	258.00	6	9	10	0.93	150	
 3251BL*	Onyx™ Deluxe Steel Mesh Organizer 12¾"W x 5¼"D x 5¼"H Finish: Black-BL * Only available to order by Carton.	3251BL	45.00	270.00	6	14	20	1.9	150	
 3252BL	Onyx™ Steel Mesh Organizer with 3 Drawers 16"W x 11½"D x 8¼"H Finish: Black-BL	3252BL	100.00	100.00	1	7	12	1.08	150	

Onyx™ Power Mesh Desktop Organizers

Onyx™ Power Mesh Desktop Organizers										
 3230BL	Onyx™ Power Mesh Monitor Stand 18"W x 11¾"D x 4¾"H Finish: Black-BL	3230BL	132.00	132.00	1	5	8	0.72	70	
 3231BL	Onyx™ Power Mesh Desk Organizer 3 Horizontal/3 Upright Sections 19½"W x 11½"D x 8¼"H Finish: Black-BL	3231BL	132.00	132.00	1	8	14	1.24	70	
 3233BL	Onyx™ Power Mesh Desk Organizer 2 Horizontal/6 Upright Sections 13¾"W x 11½"D x 13"H Finish: Black-BL	3233BL	145.00	145.00	1	10	14	1.41	70	
 3234BL	Onyx™ Power Mesh Desk Organizer with 3 Drawers 16"W x 11½"D x 8¼"H Finish: Black-BL	3234BL	129.00	129.00	1	8	12	1.07	70	

Office Suites
Seating
Tables & Desks
Meeting Essentials
Personal Organization
Ergonomics
High Density Storage
Storage & Filing
Facilities
Technology Furniture
Art & Engineering
K-12 Education
SAFE Collection Addendum

Onyx™ Mesh Hanging Storage Organizers

Model #	Description	Model #	List Price Ea.	List Carton Price	Quantity Per Carton	Actual Weight	S-Parcel Billable Weight	Carton Cube	Freight Class
Onyx™ Mesh Hanging Storage Organizers									
	3240BL Onyx™ Mesh Horizontal Hanging Storage 5 Horizontal Sections 10¼"W x 12¾"D x 14¾"H Finish: Black-BL	3240BL	95.00	95.00	1	6	14	1.28	150
	3241BL Onyx™ Mesh Vertical Hanging Storage 1 Horizontal/3 Vertical Sections 10¼"W x 12¾"D x 17¾"H Finish: Black-BL	3241BL	97.00	97.00	1		17	1.47	150
	3242BL Onyx™ Mesh Solid Top Horizontal Hanging Storage 4 Horizontal Sections 10¼"W x 12¾"D x 12"H Finish: Black-BL	3242BL	86.00	86.00	1	7	12	1.08	150
	3243BL Onyx™ Mesh Solid Top Vertical Hanging Storage 3 Vertical Sections 9¾"W x 12"D x 14¾"H Finish: Black-BL	3243BL	86.00	86.00	1	7	13	1.21	150
	3244BL Onyx™ Mesh Mountable Hanging Storage 1 Horizontal Section/Pull Out Drawer 10¼"W x 12¾"D x 7¾"H Finish: Black-BL	3244BL	84.00	84.00	1	6	7	0.7	150

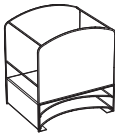

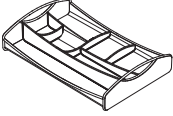
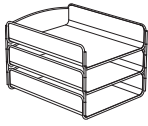
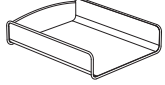
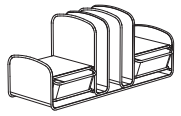
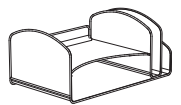
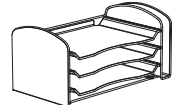

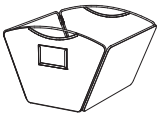
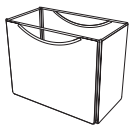
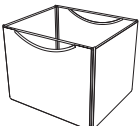
Onyx™ Mesh Desktop Organizers



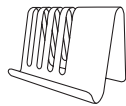
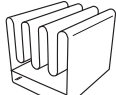
Onyx™ Mesh Organizers									
	3253BL Onyx™ Mesh Desk Organizer - 8 Upright Sections 19¾"W x 11½"D x 8¾"H Finish: Black-BL	3253BL	99.00	99.00	1	8	14	1.3	150
	3254 Onyx™ Mesh Desk Organizer 3 Horizontal/3 Upright Sections 19¾"W x 11½"D x 8¾"H Finish: Black-BL, Blue-BU, White-WH, Wine-WE	3254BL 3254BU 3254WH 3254WE	101.00	101.00	1	7	14	1.18	150
	3255 Onyx™ Mesh Desk Organizer 2 Horizontal/6 Upright Sections 13¾"W x 11½"D x 13"H Finish: Black-BL, Blue-BU, White-WH, Wine-WE	3255BL 3255BU 3255WH 3255WE	111.00	111.00	1	9	15	1.36	150
	3256BL Onyx™ Mesh Desk Organizer - 5 Upright Sections 12½"W x 11½"D x 8¾"H Finish: Black-BL	3256BL	69.00	69.00	1	5	11	0.86	150
	3257BL Onyx™ Mesh Desk Organizer - 5 Tiered Sections 11¾"W x 7¾"D x 12"H Finish: Black-BL	3257BL	81.00	81.00	1	5	8	0.71	150
	3258 Onyx™ Mesh Desk Organizer - 8 Tiered Sections 11¾"W x 10¾"D x 14"H Finish: Black-BL, White	3258BL 3258WH	99.00	99.00	1	7	7	1.14	150
	3259BL Onyx™ Mesh Desk Hanging File with 2 Upright Sections 19¾"W x 11½"D x 11½"H Finish: Black-BL	3259BL	107.00	107.00	1	7	17	1.64	150

Office Suites
Seating
Tables & Desks
Meeting Essentials
Personal Organization
Ergonomics
High Density Storage
Storage & Filing
Facilities
Technology Furniture
Art & Engineering
K-12 Education
SAFE Collection Addendum



Onyx™ Mesh Desktop Organizers

Safco® Products marketing materials are designed to be used as sales tools for our Dealer network.

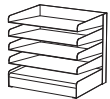
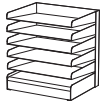
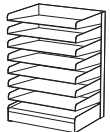

Model #	Description	Model #	List Price Ea.*	List Carton Price	Quantity Per Carton	Actual Weight	S-Parcel Billable Weight	Carton Cube	Freight Class
Onyx™ Mesh Desk Organizers									
 3260BL	Onyx™ Mesh Desk Hanging File with 2 Horizontal Sorters 13½"W x 10¾"D x 15½"H Finish: Black-BL	3260BL	100.00	100.00	1	7	17	1.49	150
 3261BL	Onyx™ Mesh Desk Corner Organizer 15"W x 11"D x 13"H Can be used Vertically or Horizontally Finish: Black-BL	3261BL	93.00	93.00	1	4	3	1.07	150
 3262BL	Onyx™ Mesh Drawer Organizer 13"W x 8¾"D x 2¾"H Finish: Black-BL	3262BL	68.00	68.00	1	2	3	0.25	70
 3271	Onyx™ Mesh Triple Tray Organizer 9¾"W x 11¾"D x 8"H Finish: Black-BL, Blue-BU, White-WH, Wine-WE	3271BL 3271BU 3271WH 3271WE	71.00	71.00	1	3	6	0.5	70
 3272BL*	Onyx™ Mesh Single Tray Organizer 9¾"W x 11¾"D x 2½"H Finish: Black-BL * Only available to order by Carton.	3272BL	27.00	162.00	6	8	19	1.66	70
 3263BL	Onyx™ Mesh Multi-Purpose Desk Organizer 3 Upright/2 Drawers 17"W x 6¾"D x 7¾"H Finish: Black-BL	3263BL	77.00	77.00	1	4	8	0.65	70
 3264BL	Onyx™ Mesh Desk Organizer 2 Horizontal/2 Upright Sections 17"W x 10¾"D x 7¾"H Finish: Black-BL	3264BL	79.00	79.00	1	4	11	0.98	70
 3265BL	Onyx™ Mesh Desk Organizer 1 Upright/3 Sliding Horizontal Sections 16¾"W x 9"D x 8"H Finish: Black-BL	3265BL	92.00	92.00	1	5	10	0.83	70
 3266	Onyx™ Mesh Desk Organizer 3 Horizontal/5 Upright Sections 11½"W x 9¾"D x 13"H Finish: Black-BL, White-WH	3266BL 3266WH	105.00	105.00	1	8	11	0.99	70
Onyx™ Mesh Desktop Tub and Box File Organizers									
 2162BL*	Onyx™ Mesh Desktop Tub File, Letter-Size 12½"W x 13¾"D x 9½"H Finish: Black-BL * Only available to order by Carton.	2162BL	66.00	396.00	6	19	19	0.93	70
 2169BL*	Onyx™ Mesh Desktop Box File 12½"W x 7"D x 10"H Finish: Black-BL * Only available to order by Carton.	2169BL	46.00	276.00	6	16	16	1.16	150
 2170BL*	Onyx™ Mesh Desktop Box File 12½"W x 11"D x 10"H Finish: Black-BL * Only available to order by Carton.	2170BL	57.00	342.00	6	18	19	1.04	150

Model #	Description	Model #	List Price Ea.	List Carton Price	Quantity Per Carton	Actual Weight	S-Parcel Billable Weight	Carton Cube	Freight Class
Wave Desk Accessories									
 3220	Whiteboard Holder Tempered glass attached for Whiteboard capabilities 17"W x 5½"D x 14½"H Finish: Black-BL, White-WH	3220BL 3220WH	210.00	210.00	1	12.3	13	2.11	85
 3221	Triple Tall 3 Upright Sections 9½"W x 9½"D x 9"H Finish: Black-BL, White-WH	3221BL 3221WH	117.00	117.00	1	5.8	6	1.1	85
 3222	"A" Frame with File Holders 4 Upright, Tray for Accessory Storage 10"W x 6½"D x 7"H Finish: Black-BL, White-WH	3222BL 3222WH	81.00	81.00	1	3.2	4	0.68	85
 3223	File Holder and Tray 7 Upright/2 Horizontal Sections 10"W x 12"D x 10½"H Finish: Black-BL, White-WH	3223BL 3223WH	170.00	170.00	1	11.8	12	1.92	70

Steel Combination Desk Organizers

Steel Combination Desk Organizers									
 3167BL	Combination Steel Desk Rack 3 Upright/3 Horizontal Sections 16¼"W x 11¼"D x 8¼"H Finish: Black-BL	3167BL	110.00	110.00	1	10	12	1.18	70
 3155BL	Six Section Steel Desk Rack 12¼"W x 11¼"D x 8"H Finish: Black-BL	3155BL	79.00	79.00	1	7	9	0.87	70

Steel Desktop Organizer

Steel Desk Organizers									
 3127BL	Steel Desk Tray - 5 Tier 12"W x 9½"D x 11¼"H Finish: Black-BL	3127BL	92.00	92.00	1	8	17	1.52	70
 3128BL	Steel Desk Tray - 6 Tier 12"W x 9½"D x 13¼"H Finish: Black-BL	3128BL	100.00	100.00	1	8	18	1.7	70
 3129BL	Steel Desk Tray - 8 Tier 12"W x 9½"D x 17¼"H Finish: Black-BL	3129BL	159.00	159.00	1	11	22	2.13	70
Steel Book Storage									
 3116BL	Adjustable Book Rack - 5 Sections 15½"W x 9"D x 9¼"H Finish: Black-BL	3116BL	133.00	133.00	1	9	11	0.93	110

Office Suites
Seating
Tables & Desks
Meeting Essentials
Personal Organization
Ergonomics
High Density Storage
Storage & Filing
Facilities
Technology Furniture
Art & Engineering
K-12 Education
SAFE Collection Addendum

Suggestion Boxes


Safco® Products marketing materials are designed to be used as sales tools for our Dealer network.

	Model #	Description	Model #	List Price Ea.	List Carton Price	Quantity Per Carton	Actual Weight	S-Parcel Billable Weight	Carton Cube	Freight Class
	Suggestion Boxes									
	4231*	Suggestion Box Card Refill Pack for 4230, 4232 & 4233 * Only available to order by Carton.	4231	12.00	720.00	60	10	10	0.25	775
	4232BL	Steel Suggestion Box Overall Size: 7¼"W x 6"D x 8½"H Deposit Slot: 4¼ x ½" Comes with 25 Suggestion Cards Finish: Black-BL	4232BL	110.00	110.00	1	4	4	0.3	85
	4233GR	Customizable Suggestion Box Overall Size: 7"W x 5"D x 14½"H Comes with 25 Suggestion Cards Finish: Gray-GR	4233GR	121.00	121.00	1	3	5	0.36	100
	4234CL	Large Acrylic Collection Box with Lock Overall Size: 9¼"W x 9¼"D x 21"H 5¼" W x ½" Slot in top allows for multiple sized slips Finish: Clear-CL	4234CL	155.00	155.00	1	7	18	1.54	175
	Customizable Wood Suggestion Box									
	4236	Customizable Wood Suggestion Box Overall Size: 10½"W x 5¼"D x 14½"H Comes with 25 Suggestion Cards Finish: Cherry-CY, Mahogany-MH	4236CY 4236MH	166.00	166.00	1	5	6	0.39	125
	Bamboo Suggestion Box									
	4237	Bamboo Suggestion Box Overall Size: 10"W x 8"D x 14"H Comes with 25 Suggestion Cards Finish: Cherry-CY, Natural-NA	4237CY 4237NA	139.00	139.00	1	6	9	0.8	125
	4238BL	Onyx™ Mesh Collection Box Overall Size: 7¼"W x 6"D x 8½"H Comes with 25 suggestion cards Finish: Black-BL	4238BL	88.00	88.00	1	3	4	0.25	150
	4258BL	Interoffice Mailbox, Steel Overall Size: 12"W x 3"D x 12"H Finish: Black-BL	4258BL	110.00	110.00	1	6	7	0.63	70
	4259BL	Interoffice Mailbox, Steel Overall Size: 18"W x 7"D x 18"H Finish: Black-BL	4259BL	158.00	158.00	1	14	23	2.24	70

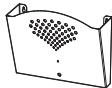
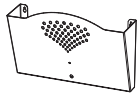
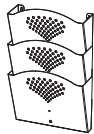
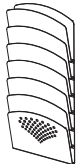


These products are subject to California Proposition 65. Please visit the product detail page on our website for specific information.



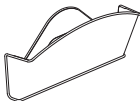
Office Suites
Seating
Tables & Desks
Meeting Essentials
Personal Organization
Ergonomics
High Density Storage
Storage & Filing
Facilities
Technology Furniture
Art & Engineering
K-12 Education
SAFE Collection Addendum

Model #	Description	Model #	List Price Ea.	List Carton Price	Quantity Per Carton	Actual Weight	S-Parcel Billable Weight	Carton Cube	Freight Class
	PanelMate® Organizers 4158CH* PanelMate® Dry Erase Board 13½"W x 1¾"D x 16¾"H Finish: Charcoal-CH * Only available to order by Carton.	4158CH	88.00	528.00	6	21	31	2.86	70

Steel - Wall Pocket Organizers



Steel Wall Pocket Organizers									
	3170BL Steel Wall File, Letter-Size 12"W x 3"D x 9" Finish: Black-BL	3170BL	46.00	46.00	1	3	3	0.27	100
	3171BL Steel Wall File, Legal-Size 15"W x 3"D x 9" Finish: Black-BL	3171BL	56.00	56.00	1	3	4	0.35	100
	3172BL Steel Wall File, Triple Letter-Size 12"W x 3¾"D x 17¾"H Finish: Black-BL	3172BL	108.00	108.00	1	8	8	0.61	100
	3185BL Steel Wall Seven Pocket Letter/Legal-Size Rack 9¾"W x 2"D x 21¾"H Finish: Black-BL	3185BL	106.00	106.00	1	7	7	0.59	110

Onyx™ Mesh - Wall Organizers

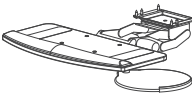

Onyx™ Mesh Wall Organizers									
	5651BL* Onyx™ Mesh Letter-Size Rack 12"W x 3"D x 9" Finish: Black-BL * Only available to order by Carton.	5651BL	41.00	246.00	6	11	21	1.92	70
	5652BL* Onyx™ Mesh Triple Letter-Size Rack 12"W x 3¾"D x 17¾"H Finish: Black-BL * Only available to order by Carton.	5652BL	92.00	552.00	6	29	32	2.83	70
	5653BL* Onyx™ Mesh Legal-Size Rack 15"W x 3"D x 9" Finish: Black-BL * Only available to order by Carton.	5653BL	46.00	276.00	6	13	27	2.4	70

Onyx™ Magnetic Mesh Panel Organizers

Safco® Products marketing materials are designed to be used as sales tools for our Dealer network.

	Model #	Description	Model #	List Price Ea.*	List Carton Price	Quantity Per Carton	Actual Weight	S-Parcel Billable Weight	Carton Cube	Freight Class
	Onyx™ Magnetic Mesh Panel Organizers									
	4175BL*	Onyx™ Magnetic Mesh Triple Pocket File 13"W x 4¼"D x 13½"H Finish: Black-BL * Only available to order by Carton.	4175BL	101.00	606.00	6	28	40	3.79	100
	Onyx™ Magnetic Mesh Panel Organizers									
	4176BL*	Onyx™ Magnetic Mesh Single Pocket File 13"W x 4"D x 7¼"H Finish: Black-BL * Only available to order by Carton.	4176BL	44.00	264.00	6	11	30	2.78	100




Office Suites
Seating
Tables & Desks
Meeting Essentials
Personal Organization
Ergonomics
High Density Storage
Storage & Filing
Facilities
Technology Furniture
Art & Engineering
K-12 Education
SAFE Collection Addendum

Model #	Description	Model #	List Price Ea.	List Carton Price	Quantity Per Carton	Actual Weight	S-Parcel Billable Weight	Carton Cube	Freight Class
 195TKLS	Trackless Keyboard/Mouse Platform 19"W x 9¼"D, (9½" Dia. Mouse Platform) Finish: Black-SB or White-SW	195TKLS	859.00	859.00	1	14	14	0.0	100
 2150BL	Keyboard/Mouse Platform 19"W x 9¼"D, (9½" Dia. Mouse Platform) Finish: Black-BL	2150BL	845.00	845.00	1	14	14	0.0	100

Height-Adjustable Keyboard Mechanism

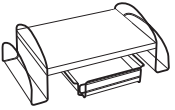

Data Center Keyboard Mechanisms

Please contact Customer Care for compatibility on rectangular and corner workstations to ensure proper fit.

 49263	Data Center 19" W	49263	1,313.00	1,313.00	1	22	22	1.72	70
 49264	Data Center 26¼" W	49264	1,313.00	1,313.00	1	22	22	1.65	70
 49265	Data Center 30-45" adjustable in .98" increments	49265	1,313.00	1,313.00	1	22	22	1.72	70

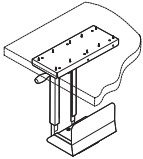
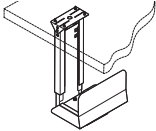
Monitor Stands

Onyx™ Monitor Stands

 2159BL	Onyx™ Mesh Monitor Stand 19¼"W x 11¼"D x 6¼"H Finish: Black-BL	2159BL	105.00	105.00	1	6	11	0.95	70
 2161BL	Onyx™ Mesh Laptop Stand 12¼"W x 12¼"D x 2"H Finish: Black-BL * Only available to order by Carton.	2161BL	50.00	250.00	5	16	17	1.5	925

CPU Holders

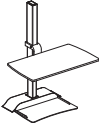



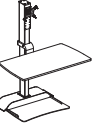







CPU Holders

 2175	Ergo-Comfort® Swivel CPU Holder 9" - 13"W x 13¼"D x 17½" - 23¾"H Finish: Black	2175	331.00	331.00	1	15	15	0.5	70
 2176	Ergo-Comfort® Fixed CPU Holder 7" - 11"W x 9½"D x 14" - 22½"H Finish: Black	2176	232.00	232.00	1	10	10	0.44	70

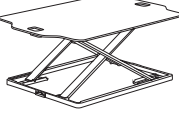





Office Suites
Seating
Tables & Desks
Meeting Essentials
Personal Organization
Ergonomics
High Density Storage
Storage & Filing
Facilities
Technology Furniture
Art & Engineering
K-12 Education
SAFE Collection Addendum

Soar™ by Safco Electric Desktop Sit/Stand Desk

Safco® Products marketing materials are designed to be used as sales tools for our Dealer network.

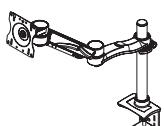
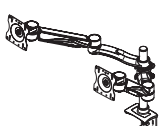
Model #	Description	Model #	List Price Ea.*	List Carton Price	Quantity Per Carton	Actual Weight	S-Parcel Billable Weight	Carton Cube	Freight Class
Soar™ by Safco Electric Desktop Sit/Stand Desks									
	2191WH Soar™ by Safco Electric Desktop Sit/Stand Overall: 27¼"W x 22"D x 18½ - 36"H Finish: White-WH   	2191WH	1,189.00	1,189.00	1	46.2	Y	47	3.1
	2192WH Soar™ by Safco Electric Desktop Sit/Stand, One Monitor Arm Overall: 27¼"W x 22"D x 18½ - 36"H Finish: White-WH   	2192WH	1,294.00	1,294.00	1	49.5	Y	50	3.1
	2193WH Soar™ by Safco Electric Desktop Sit/Stand, Dual Monitor Arms Overall: 27¼"W x 22"D x 18½ - 37¼"H Finish: White-WH   	2193WH	1,248.00	1,248.00	1	52.6	Y	53	3.46

Desktop Sit/Stand Workstations

	2182WH Accent™ Desktop Sit/Stand Weight capacity of 22 lbs. 31¼"W x 21¼"D x 1½-15¼"H Finish: White Laminate with Black edge-WH  	2182WH	496.00	496.00	1	26.2	27	1.56	70
	2180 Height-Adjustable Laptop Stand 27"W x 18"D x 21½"H Finish: Black-BL  	2180BL	267.00	267.00	1	21	21	1.37	70



Office Suites
Seating
Tables & Desks
Meeting Essentials
Personal Organization
Ergonomics
High Density Storage
Storage & Filing
Facilities
Technology Furniture
Art & Engineering
K-12 Education
SAFE Collection Addendum




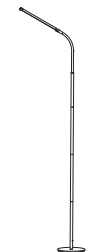

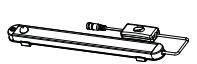
Model #	Description	Model #	List Price Ea.*	List Carton Price	Quantity Per Carton	Actual Weight	S-Parcel Billable Weight	Carton Cube	Freight Class
	Pole Mounted Monitor Arms EZKC1 Single Arm Monitor Mount 24" of reach and 18" of usable height adjustment (including pole) 4-20 lb. maximum load per each monitor arm Quick connect monitor screen feature Finish: Silver	EZKC1	878.00	878.00	1	8	9	0.02	100
	EZKC2 Dual Arm Monitor Mount 24" of reach and 18" of usable height adjustment (including pole) 4-20 lb. maximum load per each monitor arm Quick connect monitor screen feature Finish: Silver	EZKC2	1,334.00	1,334.00	1	12	13	0.02	100

Note: Grommet Mount/field installed by installation team.

TV Mount

	2144BL TV Mount 24" of reach and 18" of usable height adjustment (including pole) 4-20 lb. maximum load per each monitor arm Quick connect monitor screen feature Finish: Black	2144BL	149.00	149.00	1	8.8	9	0.63	925
---	---	--------	--------	--------	---	-----	---	------	-----



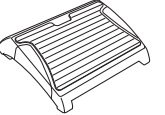



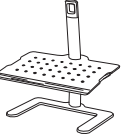
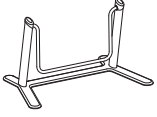

LED Lighting


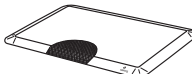


	LED Lighting 1001 Vamp™ LED Light 5"W x 16"D x 16¼"H Finish: Black-BL, Silver-SL, White-WH	1001BL 1001SL 1001WH	190.00	190.00	1	3	4	0.23	85
	1009 Vamp™ LED Desk Lamp with Wireless Charging 5"W x 16"D x 16¼"H Finish: Black-BL, Silver-SL, White-WH	1009BL 1009SL 1009WH	220.00	220.00	1	2.6	3	0.15	85
	LED Task Lighting – Under Cabinet (Basic) EZDP Under Cabinet LED Light 16"W Finish: Silver	EZDP	337.00	337.00	1	1	4	.26	250
	Resi™ LED Lighting 1017 Resi™ Gooseneck LED Floor Lamp with 9 Hour Shut Off Delay 8"W x 8"D x 60"H Finish: Black-BL, White-WH	1017BL 1017WH	289.00	289.00	1	4	10	-	60
	1018 Resi™ Gooseneck LED Desk Lamp with 30-Minute Occupancy Sensor 5"W x 5"D x 18½"H Finish: Black-BL, White-WH	1018BL 1018WH	218.00	218.00	1	2	5	-	60
	1019WH Resi™ Magnetic Under Cabinet LED Light with 30-Minute Occupancy Sensor 17½"W x 1¼"D x 1"H Finish: White-WH	1019WH	112.00	112.00	1	0.5	2	-	60

Office Suites
Seating
Tables & Desks
Meeting Essentials
Personal Organization
Ergonomics
High Density Storage
Storage & Filing
Facilities
Technology Furniture
Art & Engineering
Education
SAFE Collection Addendum

Footrests

Safco® Products marketing materials are designed to be used as sales tools for our Dealer network.

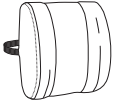
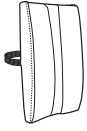



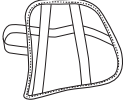

Model #	Description	Model #	List Price Ea.	List Carton Price	Quantity Per Carton	Actual Weight	S-Parcel Billable Weight	Carton Cube	Freight Class
Footrests									
 2105	Ergo-Comfort® Footrest - 5" High 18½"W x 11½"D x 5"H Finish: Black * Only available to order by Carton.	2105	93.00	465.00	5	26	59	5.63	85
 2106	Ergo-Comfort® Footrest - 8" High 18½"W x 11½"D x 8"H Finish: Black * Only available to order by Carton.	2106	109.00	436.00	4	24	74	6.98	85
 2120BL	Restease™ Adjustable Footrest 15½"W x 14¾"D x 3¼" to 5"H Finish: Black-BL * Only available to order by Carton.	2120BL	83.00	415.00	5	20	28	2.74	150
 92311	Remedease® Foot Cushion 17½"W x 11½"D x 6¼"H Finish: Black * Only available to order by Carton.	92311	75.00	375.00	5	8	47	4.27	300
 5124	Task Master® Adjustable Footrest Overall: 20"W x 12"D x 5½" - 15"H Finish: Black	5124	323.00	323.00	1	14	14	0.86	85
 FFR-1000	Stabilizing Footrest Weight Capacity: 300 lbs. 14"W x 26"D x 3½"H	FFR-1000	147.00	147.00	1	4.5	6	0.54	150
 2129BL	Shift™ Height-Adjustable Footrest Platform: 20"W x 12"D Overall: 20½"W x 14¾"D x 21½"H Finish: Black	2129	246.00	246.00	1	18	19	1.23	100
 2134BL	Dynamic Footrest For use with Standing Desk or Height-Adjustable Desk Overall: 29"W x 17¾"D x 16½"H Finish: Black	2134BL	291.00	291.00	1	18	20	1.93	85
 2121BL	Tiltable Footrest Overall: 15"W x 12"D x 5½"H Finish: Black	2121BL	84.00	84.00	1	5.8	6	0.49	150

Model #	Description	Model #	List Price Ea.*	List Carton Price	Quantity Per Carton	Actual Weight	S-Parcel Billable Weight	Carton Cube	Freight Class
 2110BL	Safco® Movable Anti-Fatigue Mat Safco® Movable Anti-Fatigue Mat Overall: 30"W x 20"D x 1"H Finish: Black	2110BL	125.00	125.00	1	5	8	0.56	125
 2111BL	Safco® Large Movable Anti-Fatigue Mat Safco® Large Movable Anti-Fatigue Mat Overall: 36"W x 24"D x 1"H Finish: Black	2111BL	230.00	230.00	1	8	12	0.8	100
 2125BL	Active Anti-Fatigue Mat Active Anti-Fatigue Mat Overall: 29"W x 27"D x 3"H Finish: Black	2125BL	231.00	231.00	1	7.9	15	1.51	175
 2127BL	Contoured Anti-Fatigue Mat Contoured Anti-Fatigue Mat Overall: 30½"W x 27½"D x 4¼"H Finish: Black	2127BL	255.00	255.00	1	12.5	21	2.06	175

Office Suites
Seating
Tables & Desks
Meeting Essentials
Personal Organization
Ergonomics
High Density Storage
Storage & Filing
Facilities
Technology Furniture
Art & Engineering
K-12 Education
SAFE Collection Addendum

Backrests

Safco® Products marketing materials are designed to be used as sales tools for our Dealer network.

	Model #	Description	Model #	List Price Ea.*	List Carton Price	Quantity Per Carton	Actual Weight	S-Parcel Billable Weight	Carton Cube	Freight Class
	71491	Remedease® High Profile Backrest 12¾"W x 4"D x 13"H Finish: Black * Only available to order by Carton.	71491	76.00	380.00	5	6	24	2.27	250
	71301	Remedease® Full Height Backrest 14"W x 3"D x 19½"H Finish: Black * Only available to order by Carton.	71301	94.00	470.00	5	5	28	2.48	250
	7150BL	SoftSpot® Lumbar Roll 14"W x 2½"D x 8"H Finish: Black-BL * Only available to order by Carton.	7150BL	59.00	295.00	5	6	18	1.59	150
	7151BL	SoftSpot® Low Profile 14"W x 2½"D x 11"H Finish: Black-BL * Only available to order by Carton.	7151BL	90.00	450.00	5	9	25	2.33	250
	7152BL	SoftSpot® Seat Cushion 15½"W x 10"D x 3"H Finish: Black-BL * Only available to order by Carton.	7152BL	127.00	635.00	5	10	23	2.1	150
	7153BL	Mesh Backrest 17½"W x 3"D x 15"H Finish: Black-BL * Only available to order by Carton.	7153BL	57.00	285.00	5	10	69	6.45	300
	7154BL	Memory Foam Lumbar Support Backrest 14½"W x 3¾"D x 6¾"H Finish: Black-BL * Only available to order by Carton.	7154BL	72.00	360.00	5	13	27	2.39	150

SoftSpot® Wrist Rest

	SoftSpot® Wrist Rest 90208	SoftSpot® Proline Keyboard Pad 18"W x 3¾"D x 1¼"H Finish: Black-BL * Only available to order by Carton.	90208	58.00	580.00	10	11	11	0.84	85
---	---	--	-------	-------	--------	----	----	----	------	----



Office Suites
Seating
Tables & Desks
Meeting Essentials
Personal Organization
Ergonomics
High Density Storage
Storage & Filing
Facilities
Technology Furniture
Art & Engineering
K-12 Education
SAFE Collection Addendum

SPACE PLANNING SERVICES

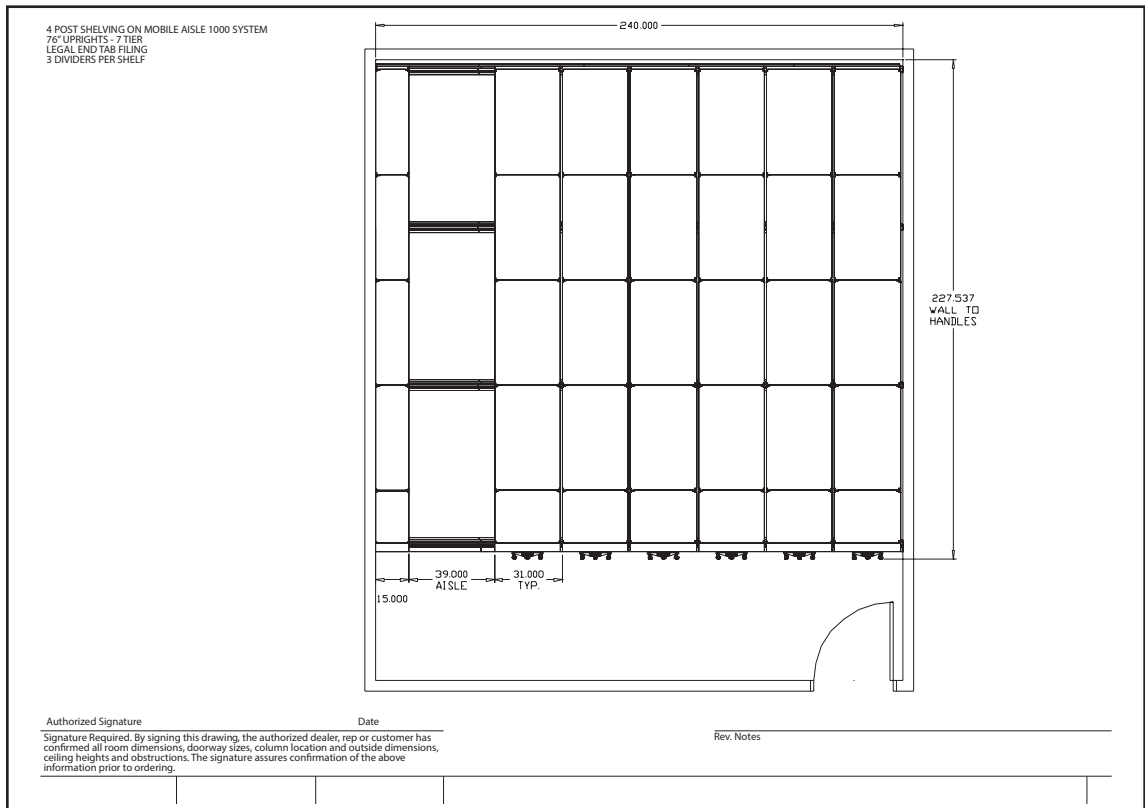
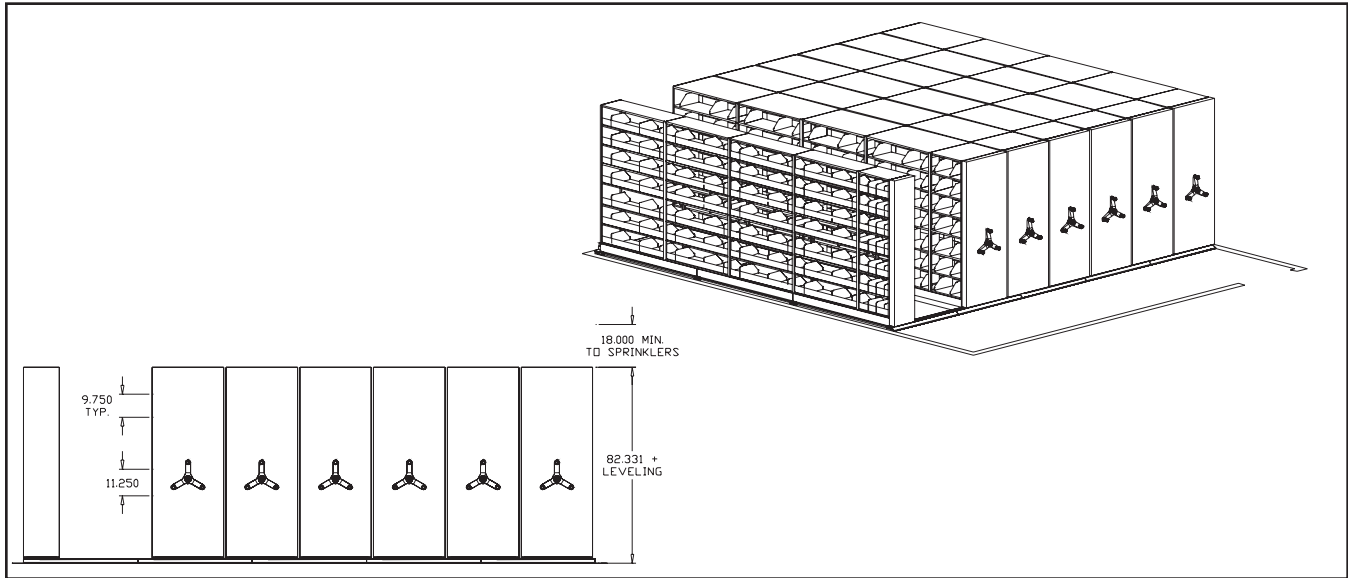
Space Planning Services

Our team of space planning experts provide workspace and storage solution designs that include our entire product offering. Plus, our design renderings showcase how Safco products will fit into your space and bring in color and textures so you can see what your space will look like – making guesswork a thing of the past.

If you have any space planning questions, contact your local Safco Sales Rep Group.

Certified Installers

Our certified installers undergo in-depth training on all of our Filing & Storage System products. To find an installer near you visit www.safcoproducts.com, Customer Care and click on "Find a Certified Installer".



Mobile Aisle 1000™

4-Post Shelving

- Hardware included for Mobile Aisle installation
- End panels provide a finished appearance
- All shelving is offered in 24", 30", 36", 42" and 48" widths
- All shelving is offered in 9", 12", 15", 18", 24", 30 and 36" depths
- Dividers interlock with common stop for stability
- 4-Post design shelving will support 240 lbs. per shelf
- Heavy-Duty will support 800 lbs. per shelf
- Accessories: Roll-out drawers, Posting/Reference Shelf, Slatwall
- Wall anchoring brackets and hardware available

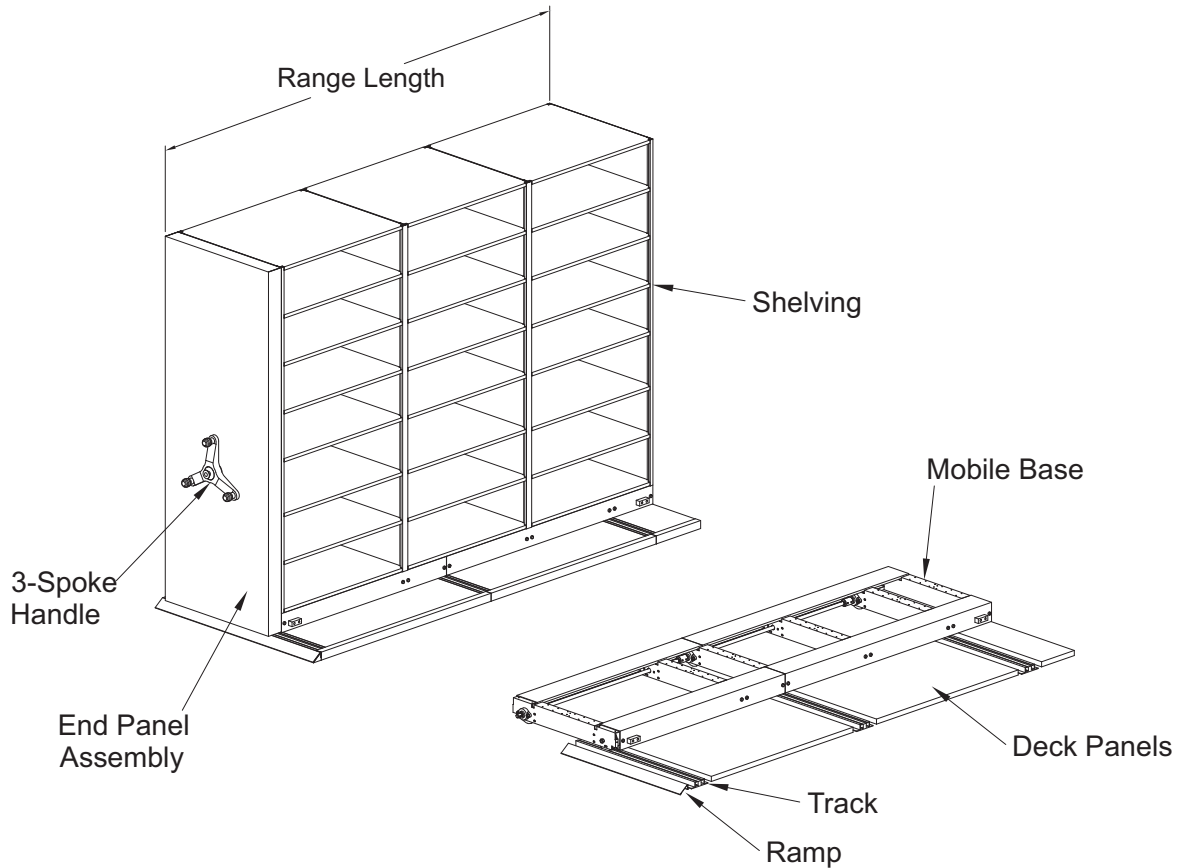
Track, Decking & Ramps

- Non-grouted track, totally re-levelable at any time
- Levelers in pairs positioned every 6"
- Two point contact to floor for weight load distribution
- Track interlocks and overlaps at all track joints
- Attachment to floor with expansion bolt
- Deck is supplied by Safco®
- Available with fire-retardant carpet (Charcoal or Brown Rouse) or unfinished
- Deck panels – complete with levelers
- Low profile standard system entry or ADA/incline ramp options

End Panel Drive Assemblies

- 1 pound of pressure required to move 10,000 lbs.
- All steel, no particleboard
- Painted steel end panels available in standard Safco® Corporate colors, see page 10 or go to Safco website to view color swatches
- Three spoke handle which includes a range safety lock with red locking indicator

If you have any space planning questions, contact your local Safco Sales Rep Group.



Office Suites
Seating
Tables & Desks
Meeting Essentials
Personal Organization
Ergonomics
High Density Storage
Storage & Filing
Facilities
Technology Furniture
Art & Engineering
K-12 Education
SAFE Collection Addendum

Think of Mobile Lite as the streamlined version of Mobile 1000 – same concept with a few modifications that make it even more affordable and it installs in half the time of larger, heavy-duty systems.

The easy-to-order Mobile Lite typical model numbers include the following: one single faced fixed unit, one single faced movable unit and a range of 2 to 4 double faced movable units. Model numbers also include 7-tier 4-post shelving, back panels for single faced units, dividers, half high end panel assembly, key lock included with single faced movable unit, plunger lock included with all double faced movable units, mobile bases, track and additional track for typical aisle walkway. No decking or ramping required. For special customer requirements and design service, or you have any space planning questions, contact your local Safco Sales Rep Group.

Mobile Lite Typicals

- Comes with dividers, 3 per shelf
- Letter-size media - 12" Depth

Letter Depth Shelving Model Numbers	System Width	Overall Range Length	Overall Height	Wt.	Aisle	LFI	System Size	List Price
EML3672L	118"	44"	80 1/4"	1,159	36"	1,454"	10' x 4'	19,377.00
EML3673L	144"	44"	80 1/4"	1,500	36"	1,939"	12' x 4'	22,865.00
EML3674L	170"	44"	80 1/4"	1,844	36"	2,424"	15' x 4'	28,043.00
EML4872L	118"	56"	80 1/4"	1,334	36"	1,958"	10' x 5'	19,951.00
EML4873L	144"	56"	80 1/4"	1,562	36"	2,611"	12' x 5'	26,603.00
EML4874L	170"	56"	80 1/4"	2,099	36"	3,263"	15' x 5'	31,581.00
EML7272L	118"	80"	80 1/4"	1,858	36"	2,912"	10' x 7'	29,624.00
EML7273L	144"	80"	80 1/4"	2,384	36"	3,884"	12' x 7'	37,938.00
EML7274L	170"	80"	80 1/4"	2,909	36"	4,854"	15' x 7'	43,767.00
EML9672L	118"	104"	80 1/4"	2,202	36"	3,916"	10' x 9'	33,139.00
EML9673L	144"	104"	80 1/4"	2,810	36"	5,222"	12' x 9'	39,878.00
EML9674L	170"	104"	80 1/4"	3,417	36"	6,527"	15' x 9'	53,291.00

System Width: Total length from left to right of system

Overall Range Length: From wall to the tip of the handle (dimension includes 1 1/2" clearance from wall)

Overall Height: Distance from the floor to the top of shelving

Aisle: Walkway between ranges

LFI: The amount of Linear Filing Inches offered in each typical

System Size: Footprint of the system

Letter

EML3672L

EML: Mobile Lite

36: Overall shelving length in inches

7: Number of shelves per unit

2: Number of double face movable units

L: Letter media

Letter

EML4874L

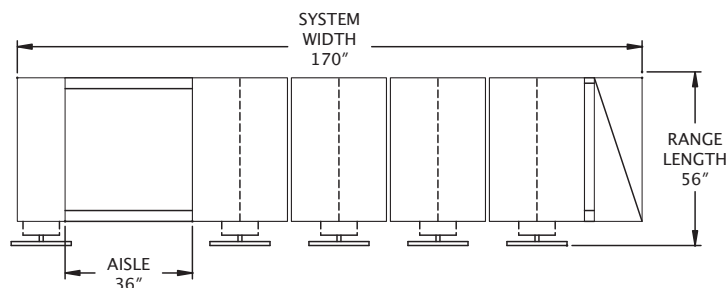
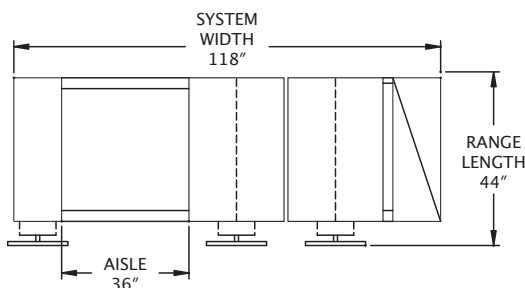
EML: Mobile Lite

48: Overall shelving length in inches

7: Number of shelves per unit

4: Number of double face movable units

L: Letter media



Top View of System Ranges

Mobile Lite Typical

- Comes with dividers, 3 per shelf
- Legal-size media - 15" Depth

Legal Depth Shelving Model Numbers	System Width	Overall Range Length	Overall Height	Wt.	Aisle	LFI	System Size	List Price
EML3672G	135"	44"	80 ¹ / ₄ "	1,337	36"	1,454"	12' x 4'	19,279.00
EML3673G	167"	44"	80 ¹ / ₄ "	1,745	36"	1,939"	14' x 4'	25,050.00
EML3674G	199"	44"	80 ¹ / ₄ "	2,153	36"	2,424"	17' x 4'	32,082.00
EML4872G	135"	56"	80 ¹ / ₄ "	1,505	36"	1,958"	12' x 5'	20,755.00
EML4873G	167"	56"	80 ¹ / ₄ "	1,955	36"	2,611"	14' x 5'	26,905.00
EML4874G	199"	56"	80 ¹ / ₄ "	2,405	36"	3,263"	17' x 5'	32,257.00
EML7272G	135"	80"	80 ¹ / ₄ "	2,153	36"	2,912"	12' x 7'	31,391.00
EML7273G	167"	80"	80 ¹ / ₄ "	2,770	36"	3,884"	14' x 7'	39,816.00
EML7274G	199"	80"	80 ¹ / ₄ "	3,431	36"	4,854"	17' x 7'	46,535.00

Heavy-Duty - 18" Depth

Depth Shelving Model Numbers	System Width	Overall Range Length	Overall Height	Wt.	Aisle	LFI	System Size	List Price
EML3652X	160"	44"	89"	1,297	42"	1,039"	14' x 4'	24,420.00
EML3653X	198"	44"	89"	1,695	42"	1,385"	17' x 4'	31,576.00
EML3654X	236"	44"	89"	2,097	42"	1,731"	20' x 4'	38,681.00
EML4852X	160"	56"	89"	1,465	42"	1,399"	14' x 5'	24,784.00
EML4853X	198"	56"	89"	1,905	42"	1,865"	17' x 5'	31,370.00
EML4854X	236"	56"	89"	2,365	42"	2,331"	20' x 5'	39,227.00

System Width: Total length from left to right of system

Overall Range Length: From wall to the tip of the handle (dimension includes 1¹/₂" clearance from wall)

Overall Height: Distance from the floor to the top of shelving

Aisle: Walkway between ranges

LFI: The amount of Linear Filing Inches offered in each typical

System Size: Footprint of the system

Legal

EML7273G

EML: Mobile Lite

72: Overall shelving length in inches

7: Number of shelves per unit

3: Number of double face movable units

G: Legal media

Heavy-Duty

EML3652X

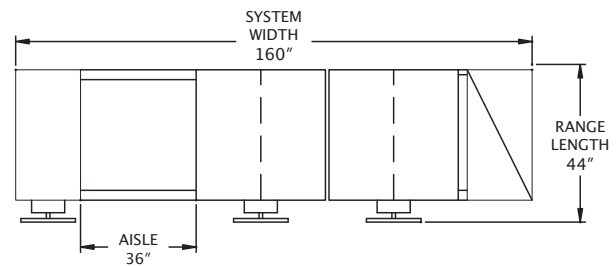
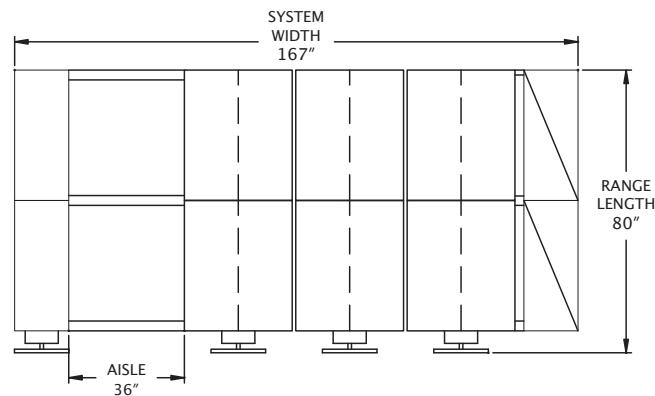
EML: Mobile Lite

36: Overall shelving length in inches

5: Number of shelves per unit

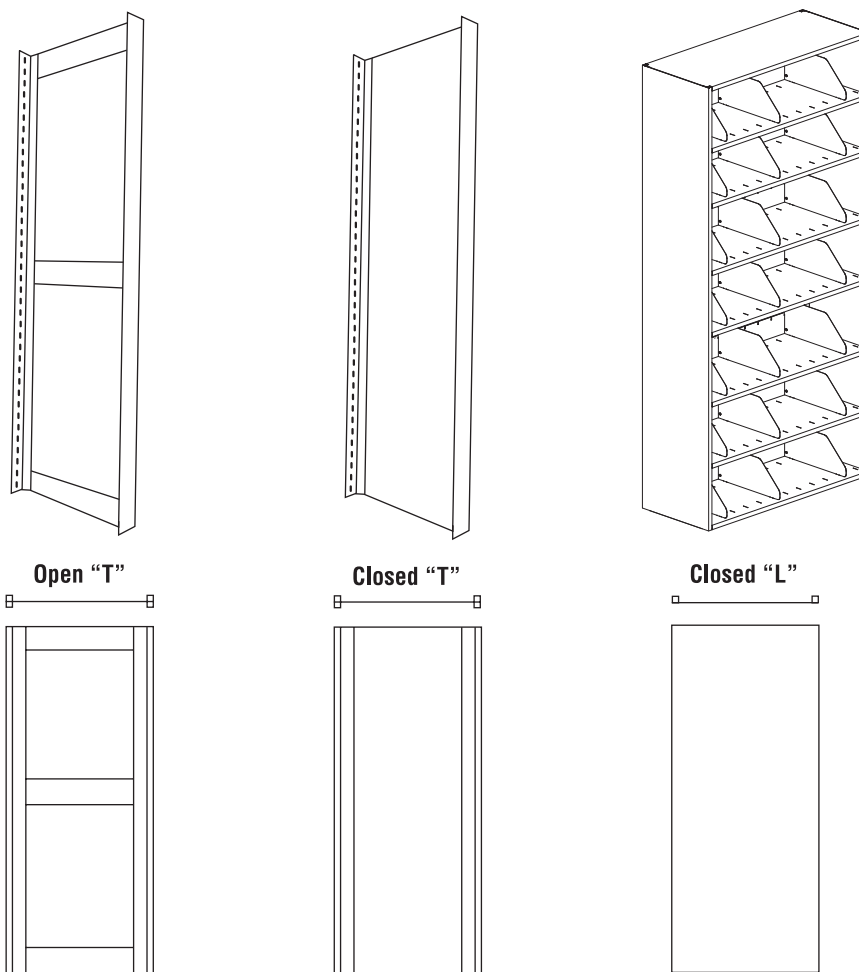
2: Number of double face movable units

X: Heavy-duty media



Top View of System Ranges

- 4-Post Shelving starter unit includes two uprights, the required number of shelves (24", 30", 36", 42" or 48" wide), center stops or back stops, shelf supports, shelf reinforcements as required, and one canopy top. Shelves are 18- or 22-gauge steel
- Adder units include the previously mentioned parts with one upright, closed or open
- 240 lb. capacity per shelf. All shelving adjusts on 1½" increments along 4-Post uprights
- Choose from either closed "L" uprights, closed "T" uprights, or open "T" uprights
- "T" uprights are normally for internal range support, while closed "L" uprights provide a more finished external appearance
- Dividers are not included, but are required when using standard common stops (order separately), dividers adjust on 3" increments
- Back panels are optional
- Units sold open-back as standard
- Clearance end tab filing 9¾"
- Standard Safco® Corporate colors, see page 10



PRODUCT NUMBERING SCHEME FOR 4-POST SHELVING

Product Number Example: **EFL3624868S**

- E:** Even Dimension 4-Post
- F:** 4-Post Shelving
- L, T or O:** Shelving Type ("L" for Closed L-Upright, "T" for Closed T-Upright, and "O" for Open T-Upright.)
- 36:** Shelving Width in Inches (24, 30, 36, 42 or 48)
- 24:** Shelving Depth in Inches (9, 12, 15, 18, 24, or 30)
- 86:** Upright Height in Inches (43, 65, 76, 86, or 97)
- 8:** Number of Usable Shelves
- S:** Starter
- A:** Adder

4-Post Shelving

Safco® Products marketing materials are designed to be used as sales tools for our Dealer network.

43" Height, Three-Tier Complete Assemblies (Binder Storage)

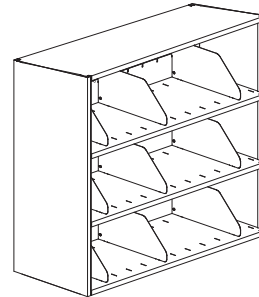
- 12" and 15" are single entry only
- 18", 24" and 30" deep are double entry
- Option of ordering with and without Dividers, add "DV" suffix if ordering with dividers (3 dividers per shelf)
- Dividers required for use with common stops
- Standard Safco® Corporate colors, see page 10

Starter Units with Two Closed "L" Uprights

Model No.	W	D	H	Wt.	Without Dividers		With Dividers	
					List Price	Wt.	Add "DV" Suffix List Price	
EFL2412433S	24"	12"	43"	48	657.00	57	791.00	
EFL2415433S	24"	15"	43"	55	691.00	64	846.00	
EFL2418433S	24"	18"	43"	66	861.00	75	1,257.00	
EFL2424433S	24"	24"	43"	80	905.00	89	1,169.00	
EFL2430433S	24"	30"	43"	99	1,010.00	108	1,311.00	
EFL3012433S	30"	12"	43"	53	657.00	62	791.00	
EFL3015433S	30"	15"	43"	62	691.00	71	846.00	
EFL3018433S	30"	18"	43"	73	869.00	82	1,268.00	
EFL3024433S	30"	24"	43"	89	908.00	98	1,175.00	
EFL3030433S	30"	30"	43"	109	1,012.00	118	1,315.00	
EFL3612433S	36"	12"	43"	59	662.00	68	796.00	
EFL3615433S	36"	15"	43"	68	685.00	77	835.00	
EFL3618433S	36"	18"	43"	81	881.00	90	1,279.00	
EFL3624433S	36"	24"	43"	99	929.00	108	1,192.00	
EFL3630433S	36"	30"	43"	120	1,012.00	129	1,315.00	
EFL4212433S	42"	12"	43"	72	696.00	81	830.00	
EFL4215433S	42"	15"	43"	83	765.00	92	916.00	
EFL4218433S	42"	18"	43"	94	908.00	103	1,307.00	
EFL4224433S	42"	24"	43"	113	985.00	122	1,249.00	
EFL4230433S	42"	30"	43"	136	1,101.00	145	1,375.00	
EFL4812433S	48"	12"	43"	81	772.00	90	905.00	
EFL4815433S	48"	15"	43"	91	849.00	100	1,003.00	
EFL4818433S	48"	18"	43"	104	992.00	113	1,387.00	
EFL4824433S	48"	24"	43"	123	1,062.00	132	1,350.00	
EFL4830433S	48"	30"	43"	148	1,166.00	157	1,462.00	

NOTE: Recommend using laminate tops for more finished appearance. Special pricing provided by Space Planning contact your local Safco Sales Rep group.

NOTE: 9"D shelving for stand-alone requirements only available by contacting your local Safco Sales Rep Group.



Adder Units with Open "T" Upright

Model No.	W	D	H	Wt.	Without Dividers		With Dividers	
					List Price	Wt.	Add "DV" Suffix List Price	
EFO2412433A	24"	12"	43"	35	508.00	44	640.00	
EFO2415433A	24"	15"	43"	37	531.00	46	686.00	
EFO2418433A	24"	18"	43"	42	715.00	51	1,113.00	
EFO2424433A	24"	24"	43"	49	744.00	58	1,009.00	
EFO2430433A	24"	30"	43"	59	802.00	68	1,101.00	
EFO3012433A	30"	12"	43"	40	508.00	49	640.00	
EFO3015433A	30"	15"	43"	44	531.00	53	686.00	
EFO3018433A	30"	18"	43"	49	723.00	58	1,122.00	
EFO3024433A	30"	24"	43"	57	746.00	66	1,011.00	
EFO3030433A	30"	30"	43"	68	805.00	77	1,105.00	
EFO3612433A	36"	12"	43"	46	511.00	55	645.00	
EFO3615433A	36"	15"	43"	50	538.00	59	691.00	
EFO3618433A	36"	18"	43"	57	709.00	66	1,122.00	
EFO3624433A	36"	24"	43"	66	746.00	75	1,011.00	
EFO3630433A	36"	30"	43"	79	805.00	88	1,105.00	
EFO4212433A	42"	12"	43"	59	548.00	68	679.00	
EFO4215433A	42"	15"	43"	64	607.00	73	756.00	
EFO4218433A	42"	18"	43"	71	765.00	80	1,162.00	
EFO4224433A	42"	24"	43"	81	822.00	90	1,086.00	
EFO4230433A	42"	30"	43"	95	892.00	104	1,172.00	
EFO4812433A	48"	12"	43"	68	638.00	77	771.00	
EFO4815433A	48"	15"	43"	73	689.00	82	843.00	
EFO4818433A	48"	18"	43"	80	845.00	89	1,243.00	
EFO4824433A	48"	24"	43"	91	923.00	100	1,188.00	
EFO4830433A	48"	30"	43"	108	982.00	117	1,281.00	

With Closed "T" Upright

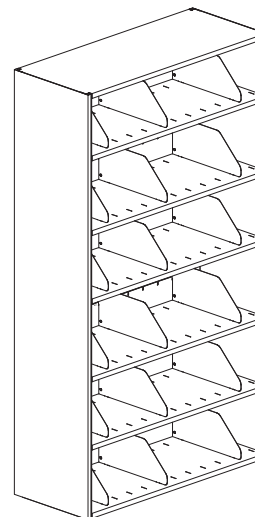
Model No.	Wt.	Without Dividers		With Dividers	
		List Price	Wt.	Add "DV" Suffix List Price	
EFT2412433A	37	608.00	46	740.00	
EFT2415433A	42	640.00	51	794.00	
EFT2418433A	50	825.00	59	1,223.00	
EFT2424433A	60	868.00	69	1,132.00	
EFT2430433A	74	963.00	83	1,264.00	
EFT3012433A	42	608.00	51	740.00	
EFT3015433A	49	640.00	58	794.00	
EFT3018433A	57	835.00	66	1,230.00	
EFT3024433A	69	870.00	78	1,137.00	
EFT3030433A	84	966.00	93	1,269.00	
EFT3612433A	48	612.00	57	745.00	
EFT3615433A	55	633.00	64	802.00	
EFT3618433A	64	835.00	73	1,230.00	
EFT3624433A	77	870.00	86	1,137.00	
EFT3630433A	95	966.00	104	1,269.00	
EFT4212433A	62	645.00	71	780.00	
EFT4215433A	69	713.00	78	868.00	
EFT4218433A	78	875.00	87	1,274.00	
EFT4224433A	92	944.00	101	1,208.00	
EFT4230433A	111	1,058.00	120	1,357.00	
EFT4812433A	70	735.00	79	869.00	
EFT4815433A	78	798.00	87	951.00	
EFT4818433A	88	953.00	97	1,354.00	
EFT4824433A	103	1,023.00	112	1,310.00	
EFT4830433A	123	1,145.00	132	1,445.00	

Office Suites Seating Tables & Desks Meeting Essentials Personal Organization Ergonomics High Density Storage Storage & Filing Facilities Technology Furniture Art & Engineering Education SAFE Collection Addendum

65" Height, Six-Tier Complete Assemblies

- 9", 12" and 15" are single entry only
- 18", 24" and 30" deep are double entry
- Option of ordering with and without Dividers, add "DV" suffix if ordering with dividers (3 dividers per shelf)
- Dividers required for use with common stops
- Standard Safco® Corporate colors, see page 10

Starter Units with Two Closed "L" Uprights					Without Dividers	With Dividers	
Model No.	W	D	H	Wt.	List Price	Add "DV" Suffix	List Price
EFL2409656S	24"	9"	65"	67	1,009.00	85	1,284.00
EFL2412656S	24"	12"	65"	79	940.00	97	1,136.00
EFL2415656S	24"	15"	65"	91	1,009.00	109	1,240.00
EFL2418656S	24"	18"	65"	109	1,342.00	127	1,941.00
EFL2424656S	24"	24"	65"	133	1,375.00	151	1,800.00
EFL2430656S	24"	30"	65"	165	1,596.00	183	2,051.00
EFL3009656S	30"	9"	65"	75	1,017.00	93	1,321.00
EFL3012656S	30"	12"	65"	88	940.00	106	1,159.00
EFL3015656S	30"	15"	65"	103	989.00	121	1,240.00
EFL3018656S	30"	18"	65"	120	1,350.00	138	1,950.00
EFL3024656S	30"	24"	65"	148	1,405.00	166	1,806.00
EFL3030656S	30"	30"	65"	182	1,598.00	200	2,053.00
EFL3609656S	36"	9"	65"	87	1,017.00	105	1,321.00
EFL3612656S	36"	12"	65"	91	944.00	109	1,163.00
EFL3615656S	36"	15"	65"	114	994.00	132	1,247.00
EFL3618656S	36"	18"	65"	134	1,323.00	152	1,951.00
EFL3624656S	36"	24"	65"	163	1,377.00	181	1,806.00
EFL3630656S	36"	30"	65"	201	1,567.00	219	2,012.00
EFL4209656S	42"	9"	65"	110	1,080.00	128	1,381.00
EFL4212656S	42"	12"	65"	125	1,028.00	143	1,203.00
EFL4215656S	42"	15"	65"	142	1,160.00	160	1,364.00
EFL4218656S	42"	18"	65"	159	1,426.00	177	2,027.00
EFL4224656S	42"	24"	65"	192	1,566.00	210	1,963.00
EFL4230656S	42"	30"	65"	232	1,769.00	250	2,178.00
EFL4809656S	48"	9"	65"	124	1,207.00	142	1,511.00
EFL4812656S	48"	12"	65"	140	1,204.00	158	1,374.00
EFL4815656S	48"	15"	65"	157	1,302.00	175	1,532.00
EFL4818656S	48"	18"	65"	178	1,574.00	196	2,172.00
EFL4824656S	48"	24"	65"	211	1,701.00	229	2,136.00
EFL4830656S	48"	30"	65"	254	1,910.00	272	2,366.00



NOTE: 9"D shelving for stand-alone requirements only available by contacting your local Safco Sales Rep Group.

Adder Units with Open "T" Upright					Without Dividers	With Dividers	
Model No.	W	D	H	Wt.	List Price	Add "DV" Suffix	List Price
EFO2409656A	24"	9"	65"	55	859.00	73	1,160.00
EFO2412656A	24"	12"	65"	60	807.00	78	1,009.00
EFO2415656A	24"	15"	65"	64	847.00	82	1,058.00
EFO2418656A	24"	18"	65"	74	1,126.00	92	1,725.00
EFO2424656A	24"	24"	65"	86	1,209.00	104	1,609.00
EFO2430656A	24"	30"	65"	105	1,328.00	123	1,785.00
EFO3009656A	30"	9"	65"	64	868.00	82	1,166.00
EFO3012656A	30"	12"	65"	69	807.00	87	1,009.00
EFO3015656A	30"	15"	65"	76	847.00	94	1,080.00
EFO3018656A	30"	18"	65"	86	1,166.00	104	1,734.00
EFO3024656A	30"	24"	65"	101	1,189.00	119	1,612.00
EFO3030656A	30"	30"	65"	122	1,332.00	140	1,789.00
EFO3609656A	36"	9"	65"	75	868.00	93	1,166.00
EFO3612656A	36"	12"	65"	80	814.00	98	1,012.00
EFO3615656A	36"	15"	65"	87	837.00	105	1,085.00
EFO3618656A	36"	18"	65"	99	1,166.00	117	1,770.00
EFO3624656A	36"	24"	65"	116	1,189.00	134	1,612.00
EFO3630656A	36"	30"	65"	141	1,332.00	159	1,753.00
EFO4209656A	42"	9"	65"	99	928.00	117	1,227.00
EFO4212656A	42"	12"	65"	101	879.00	119	1,080.00
EFO4215656A	42"	15"	65"	115	999.00	133	1,203.00
EFO4218656A	42"	18"	65"	126	1,246.00	144	1,810.00
EFO4224656A	42"	24"	65"	145	1,373.00	163	1,772.00
EFO4230656A	42"	30"	65"	172	1,502.00	190	1,955.00
EFO4809656A	48"	9"	65"	113	1,057.00	131	1,357.00
EFO4812656A	48"	12"	65"	121	1,031.00	139	1,227.00
EFO4815656A	48"	15"	65"	130	1,142.00	148	1,372.00
EFO4818656A	48"	18"	65"	144	1,394.00	162	1,993.00
EFO4824656A	48"	24"	65"	164	1,510.00	182	1,942.00
EFO4830656A	48"	30"	65"	186	1,643.00	204	2,099.00

With Closed "T" Upright					Without Dividers	With Dividers	
Model No.	Wt.	List Price	Add "DV" Suffix	List Price	Wt.	List Price	
EFT2409656A	54	932.00	72	1,255.00			
EFT2412656A	63	905.00	81	1,105.00			
EFT2415656A	71	954.00	89	1,189.00			
EFT2418656A	81	1,230.00	99	1,832.00			
EFT2424656A	102	1,351.00	120	1,748.00			
EFT2430656A	127	1,519.00	145	1,974.00			
EFT3009656A	63	962.00	81	1,264.00			
EFT3012656A	72	905.00	90	1,105.00			
EFT3015656A	83	954.00	101	1,189.00			
EFT3018656A	95	1,303.00	113	1,902.00			
EFT3024656A	117	1,354.00	135	1,752.00			
EFT3030656A	144	1,522.00	162	1,977.00			
EFT3609656A	74	962.00	92	1,264.00			
EFT3612656A	83	911.00	101	1,111.00			
EFT3615656A	94	963.00	112	1,172.00			
EFT3618656A	108	1,303.00	126	1,902.00			
EFT3624656A	132	1,354.00	150	1,753.00			
EFT3630656A	155	1,429.00	173	1,886.00			
EFT4209656A	98	1,020.00	116	1,323.00			
EFT4212656A	109	979.00	127	1,154.00			
EFT4215656A	122	1,106.00	140	1,311.00			
EFT4218656A	135	1,379.00	153	1,978.00			
EFT4224656A	161	1,515.00	179	1,910.00			
EFT4230656A	194	1,693.00	212	2,106.00			
EFT4809656A	112	1,149.00	130	1,454.00			
EFT4812656A	124	1,149.00	142	1,351.00			
EFT4815656A	137	1,247.00	155	1,476.00			
EFT4818656A	153	1,525.00	171	2,129.00			
EFT4824656A	186	1,796.00	204	2,195.00			
EFT4830656A	216	1,834.00	234	2,291.00			

4-Post Shelving

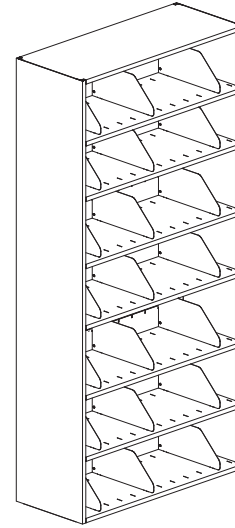
Safco® Products marketing materials are designed to be used as sales tools for our Dealer network.

76" Height, Seven-Tier Complete Assemblies

- 9", 12" and 15" are single entry only
- 18", 24" and 30" deep are double entry
- Option of ordering with and without Dividers, add "DV" suffix if ordering with dividers (3 dividers per shelf)
- Dividers required for use with common stops
- Standard Safco® Corporate colors, see page 10

Starter Units with Two Closed "L" Uprights

Model No.	W	D	H	Wt.	Without Dividers		With Dividers Add "DV" Suffix	
					List Price	Wt.	List Price	Wt.
EFL2409767S	24"	9"	76"	77	1,188.00	98	1,583.00	
EFL2412767S	24"	12"	76"	92	1,092.00	113	1,379.00	
EFL2415767S	24"	15"	76"	104	1,146.00	125	1,446.00	
EFL2418767S	24"	18"	76"	112	1,524.00	133	2,225.00	
EFL2424767S	24"	24"	76"	153	1,641.00	174	2,106.00	
EFL2430767S	24"	30"	76"	191	1,868.00	212	2,400.00	
EFL3009767S	30"	9"	76"	86	1,188.00	107	1,583.00	
EFL3012767S	30"	12"	76"	102	1,114.00	123	1,379.00	
EFL3015767S	30"	15"	76"	118	1,123.00	139	1,418.00	
EFL3018767S	30"	18"	76"	126	1,516.00	147	2,216.00	
EFL3024767S	30"	24"	76"	171	1,643.00	192	2,108.00	
EFL3030767S	30"	30"	76"	210	1,872.00	231	2,402.00	
EFL3609767S	36"	9"	76"	100	1,175.00	121	1,574.00	
EFL3612767S	36"	12"	76"	115	1,096.00	136	1,385.00	
EFL3615767S	36"	15"	76"	131	1,143.00	152	1,469.00	
EFL3618767S	36"	18"	76"	141	1,516.00	162	2,172.00	
EFL3624767S	36"	24"	76"	188	1,611.00	209	2,108.00	
EFL3630767S	36"	30"	76"	232	1,873.00	253	2,402.00	
EFL4209767S	42"	9"	76"	127	1,224.00	148	1,623.00	
EFL4212767S	42"	12"	76"	145	1,176.00	166	1,465.00	
EFL4215767S	42"	15"	76"	163	1,317.00	184	1,618.00	
EFL4218767S	42"	18"	76"	172	1,591.00	193	2,326.00	
EFL4224767S	42"	24"	76"	222	1,806.00	243	2,269.00	
EFL4230767S	42"	30"	76"	267	2,025.00	288	2,595.00	
EFL4809767S	48"	9"	76"	143	1,369.00	164	1,769.00	
EFL4812767S	48"	12"	76"	163	1,350.00	184	1,642.00	
EFL4815767S	48"	15"	76"	181	1,450.00	202	1,783.00	
EFL4818767S	48"	18"	76"	192	1,773.00	213	2,474.00	
EFL4824767S	48"	24"	76"	251	2,140.00	272	2,605.00	
EFL4830767S	48"	30"	76"	293	2,230.00	314	2,763.00	



NOTE: 9" D shelving for stand-alone requirements only available by contacting your local Safco Sales Rep Group.

Adder Units with Open "T" Upright

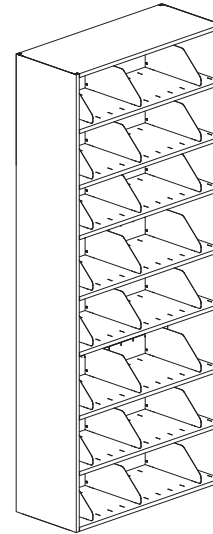
Model No.	W	D	H	Wt.	Without Dividers		With Dividers Add "DV" Suffix	
					List Price	Wt.	List Price	Wt.
EFO2409767A	24"	9"	76"	63	1,001.00	84	1,400.00	
EFO2412767A	24"	12"	76"	69	924.00	90	1,189.00	
EFO2415767A	24"	15"	76"	73	994.00	94	1,295.00	
EFO2418767A	24"	18"	76"	86	1,326.00	107	2,027.00	
EFO2424767A	24"	24"	76"	98	1,386.00	119	1,852.00	
EFO2430767A	24"	30"	76"	121	1,524.00	142	2,055.00	
EFO3009767A	30"	9"	76"	73	1,011.00	94	1,409.00	
EFO3012767A	30"	12"	76"	79	906.00	100	1,189.00	
EFO3015767A	30"	15"	76"	87	994.00	108	1,269.00	
EFO3018767A	30"	18"	76"	99	1,317.00	120	2,017.00	
EFO3024767A	30"	24"	76"	116	1,388.00	137	1,854.00	
EFO3030767A	30"	30"	76"	140	1,528.00	161	2,058.00	
EFO3609767A	36"	9"	76"	86	1,011.00	107	1,409.00	
EFO3612767A	36"	12"	76"	92	929.00	113	1,192.00	
EFO3615767A	36"	15"	76"	100	1,000.00	121	1,302.00	
EFO3618767A	36"	18"	76"	115	1,317.00	136	2,017.00	
EFO3624767A	36"	24"	76"	133	1,360.00	154	1,817.00	
EFO3630767A	36"	30"	76"	162	1,528.00	183	2,059.00	
EFO4209767A	42"	9"	76"	114	1,061.00	135	1,459.00	
EFO4212767A	42"	12"	76"	122	1,026.00	143	1,290.00	
EFO4215767A	42"	15"	76"	132	1,148.00	153	1,422.00	
EFO4218767A	42"	18"	76"	146	1,426.00	167	2,129.00	
EFO4224767A	42"	24"	76"	167	1,553.00	188	1,978.00	
EFO4230767A	42"	30"	76"	197	1,723.00	218	2,208.00	
EFO4809767A	48"	9"	76"	130	1,208.00	151	1,606.00	
EFO4812767A	48"	12"	76"	140	1,206.00	161	1,469.00	
EFO4815767A	48"	15"	76"	150	1,311.00	171	1,612.00	
EFO4818767A	48"	18"	76"	166	1,545.00	187	2,275.00	
EFO4824767A	48"	24"	76"	196	1,887.00	217	2,304.00	
EFO4830767A	48"	30"	76"	223	1,888.00	244	2,370.00	

With Closed "T" Upright

Model No.	Wt.	Without Dividers		With Dividers Add "DV" Suffix	
		List Price	Wt.	List Price	Wt.
EFT2409767A	77	1,357.00	98	1,756.00	
EFT2412767A	73	1,027.00	94	1,294.00	
EFT2415767A	81	1,100.00	102	1,402.00	
EFT2418767A	101	1,499.00	122	2,196.00	
EFT2424767A	117	1,560.00	138	2,024.00	
EFT2430767A	147	1,739.00	168	2,269.00	
EFT3009767A	72	1,111.00	93	1,511.00	
EFT3012767A	83	1,027.00	104	1,268.00	
EFT3015767A	95	1,078.00	116	1,374.00	
EFT3018767A	115	1,485.00	136	2,144.00	
EFT3024767A	135	1,563.00	156	2,026.00	
EFT3030767A	166	1,742.00	187	2,271.00	
EFT3609767A	86	1,111.00	107	1,511.00	
EFT3612767A	96	1,031.00	117	1,297.00	
EFT3615767A	108	1,084.00	129	1,406.00	
EFT3618767A	130	1,455.00	151	2,144.00	
EFT3624767A	152	1,563.00	173	1,986.00	
EFT3630767A	188	1,742.00	209	2,226.00	
EFT4209767A	113	1,162.00	134	1,562.00	
EFT4212767A	126	1,108.00	147	1,367.00	
EFT4215767A	140	1,255.00	161	1,557.00	
EFT4218767A	161	1,596.00	182	2,297.00	
EFT4224767A	186	1,724.00	207	2,189.00	
EFT4230767A	223	1,937.00	244	2,467.00	
EFT4809767A	129	1,310.00	150	1,711.00	
EFT4812767A	144	1,283.00	165	1,545.00	
EFT4815767A	158	1,419.00	179	1,719.00	
EFT4818767A	181	1,744.00	202	2,446.00	
EFT4824767A	215	2,053.00	236	2,521.00	
EFT4830767A	249	2,100.00	270	2,633.00	

86" Height, Eight-Tier Complete Assemblies

- 9", 12" and 15" are single entry only
- 18", 24" and 30" deep are double entry
- **Option of ordering with and without Dividers, add "DV" suffix if ordering with dividers (3 dividers per shelf)**
- Dividers required for use with common stops
- Standard Safco® Corporate colors, see page 10



NOTE: 9"D shelving for stand-alone requirements only available by contacting your local Safco Sales Rep Group.

Starter Units with Two Closed "L" Uprights

Model No.	W	D	H	Wt.	Without Dividers		With Dividers Add "DV" Suffix	
					List Price	Wt.	List Price	Wt.
EFL2409868S	24"	9"	86"	87	1,296.00	111	1,695.00	
EFL2412868S	24"	12"	86"	103	1,209.00	127	1,445.00	
EFL2415868S	24"	15"	86"	118	1,275.00	142	1,599.00	
EFL2418868S	24"	18"	86"	121	1,769.00	145	2,565.00	
EFL2424868S	24"	24"	86"	172	1,848.00	196	2,379.00	
EFL2430868S	24"	30"	86"	216	2,070.00	240	2,672.00	
EFL3009868S	30"	9"	86"	98	1,310.00	122	1,677.00	
EFL3012868S	30"	12"	86"	114	1,209.00	138	1,474.00	
EFL3015868S	30"	15"	86"	133	1,301.00	157	1,599.00	
EFL3018868S	30"	18"	86"	136	1,777.00	160	2,574.00	
EFL3024868S	30"	24"	86"	192	1,815.00	216	2,382.00	
EFL3030868S	30"	30"	86"	238	2,075.00	262	2,676.00	
EFL3609868S	36"	9"	86"	113	1,310.00	137	1,677.00	
EFL3612868S	36"	12"	86"	129	1,231.00	153	1,500.00	
EFL3615868S	36"	15"	86"	148	1,280.00	172	1,606.00	
EFL3618868S	36"	18"	86"	154	1,742.00	178	2,574.00	
EFL3624868S	36"	24"	86"	211	1,815.00	235	2,382.00	
EFL3630868S	36"	30"	86"	262	2,075.00	286	2,622.00	
EFL4209868S	42"	9"	86"	144	1,367.00	168	1,763.00	
EFL4212868S	42"	12"	86"	163	1,323.00	187	1,586.00	
EFL4215868S	42"	15"	86"	184	1,444.00	208	1,775.00	
EFL4218868S	42"	18"	86"	189	1,881.00	213	2,679.00	
EFL4224868S	42"	24"	86"	249	2,036.00	273	2,567.00	
EFL4230868S	42"	30"	86"	302	2,294.00	326	2,895.00	
EFL4809868S	48"	9"	86"	162	1,534.00	186	1,935.00	
EFL4812868S	48"	12"	86"	183	1,500.00	207	1,794.00	
EFL4815868S	48"	15"	86"	204	1,651.00	228	1,953.00	
EFL4818868S	48"	18"	86"	212	2,050.00	236	2,846.00	
EFL4824868S	48"	24"	86"	282	2,413.00	306	2,945.00	
EFL4830868S	48"	30"	86"	332	2,479.00	356	3,022.00	

Adder Units with Open "T" Upright

Model No.	W	D	H	Wt.	Without Dividers		With Dividers Add "DV" Suffix	
					List Price	Wt.	List Price	Wt.
EFO2409868A	24"	9"	86"	71	1,111.00	95	1,511.00	
EFO2412868A	24"	12"	86"	77	1,042.00	101	1,307.00	
EFO2415868A	24"	15"	86"	83	1,100.00	107	1,402.00	
EFO2418868A	24"	18"	86"	95	1,485.00	119	2,282.00	
EFO2424868A	24"	24"	86"	111	1,550.00	135	2,083.00	
EFO2430868A	24"	30"	86"	136	1,687.00	160	2,291.00	
EFO3009868A	30"	9"	86"	81	1,123.00	105	1,490.00	
EFO3012868A	30"	12"	86"	88	1,042.00	112	1,308.00	
EFO3015868A	30"	15"	86"	98	1,100.00	122	1,402.00	
EFO3018868A	30"	18"	86"	111	1,492.00	135	2,291.00	
EFO3024868A	30"	24"	86"	108	1,553.00	132	2,085.00	
EFO3030868A	30"	30"	86"	158	1,690.00	182	2,294.00	
EFO3609868A	36"	9"	86"	96	1,123.00	120	1,520.00	
EFO3612868A	36"	12"	86"	103	1,048.00	127	1,313.00	
EFO3615868A	36"	15"	86"	113	1,106.00	137	1,378.00	
EFO3618868A	36"	18"	86"	128	1,492.00	152	2,291.00	
EFO3624868A	36"	24"	86"	150	1,553.00	174	2,044.00	
EFO3630868A	36"	30"	86"	182	1,690.00	206	2,248.00	
EFO4209868A	42"	9"	86"	128	1,179.00	152	1,578.00	
EFO4212868A	42"	12"	86"	137	1,118.00	161	1,403.00	
EFO4215868A	42"	15"	86"	149	1,274.00	173	1,576.00	
EFO4218868A	42"	18"	86"	164	1,597.00	188	2,395.00	
EFO4224868A	42"	24"	86"	188	1,739.00	212	2,267.00	
EFO4230868A	42"	30"	86"	222	1,909.00	246	2,512.00	
EFO4809868A	48"	9"	86"	146	1,346.00	170	1,745.00	
EFO4812868A	48"	12"	86"	157	1,317.00	181	1,609.00	
EFO4815868A	48"	15"	86"	169	1,459.00	193	1,761.00	
EFO4818868A	48"	18"	86"	186	1,766.00	210	2,561.00	
EFO4824868A	48"	24"	86"	221	2,115.00	245	2,594.00	
EFO4830868A	48"	30"	86"	252	2,098.00	276	2,646.00	

With Closed "T" Upright

Model No.	Wt.	Without Dividers		With Dividers Add "DV" Suffix	
		List Price	Wt.	List Price	Wt.
EFT2409868A	71	1,215.00	95	1,613.00	
EFT2412868A	82	1,169.00	106	1,436.00	
EFT2415868A	92	1,228.00	116	1,532.00	
EFT2418868A	110	1,659.00	134	2,459.00	
EFT2424868A	132	1,739.00	156	2,267.00	
EFT2430868A	166	1,934.00	190	2,532.00	
EFT3009868A	82	1,225.00	106	1,625.00	
EFT3012868A	93	1,146.00	117	1,436.00	
EFT3015868A	127	1,503.00	151	1,834.00	
EFT3018868A	152	1,666.00	176	2,463.00	
EFT3024868A	152	1,742.00	176	2,270.00	
EFT3030868A	188	1,937.00	212	2,537.00	
EFT3609868A	97	1,225.00	121	1,625.00	
EFT3612868A	108	1,152.00	132	1,412.00	
EFT3615868A	122	1,215.00	146	1,539.00	
EFT3618868A	143	1,666.00	167	2,463.00	
EFT3624868A	171	1,742.00	195	2,270.00	
EFT3630868A	212	1,937.00	236	2,537.00	
EFT4209868A	128	1,285.00	152	1,683.00	
EFT4212868A	128	1,285.00	152	1,550.00	
EFT4215868A	158	1,376.00	182	1,709.00	
EFT4218868A	178	1,772.00	202	2,568.00	
EFT4224868A	209	1,927.00	233	2,459.00	
EFT4230868A	252	2,155.00	276	2,757.00	
EFT4809868A	146	1,452.00	170	1,849.00	
EFT4812868A	162	1,471.00	186	1,701.00	
EFT4815868A	178	1,592.00	202	1,855.00	
EFT4818868A	201	1,941.00	225	2,738.00	
EFT4824868A	242	2,305.00	266	2,836.00	
EFT4830868A	282	2,344.00	306	2,888.00	

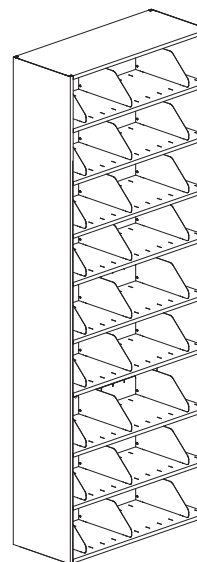
Office Suites
Seating
Tables & Desks
Meeting Essentials
Personal Organization
Ergonomics
High Density Storage
Storage & Filing
Facilities
Technology Furniture
Art & Engineering
Education
K-12
SAFE Collection Addendum

97" Height, Nine-Tier Complete Assemblies

- 9", 12" and 15" are single entry only
- 18", 24" and 30" deep are double entry
- Option of ordering with and without Dividers, add "DV" suffix if ordering with dividers (3 dividers per shelf)
- Dividers required for use with common stops
- Standard Safco® Corporate colors, see page 10

Starter Units with Two Closed "L" Uprights

Model No.	W	D	H	Wt.	Without Dividers		With Dividers	
					List Price	Wt.	Add "DV" Suffix List Price	
EFL2409979S	24"	9"	97"	91	1,337.00	118	1,837.00	
EFL2412979S	24"	12"	97"	116	1,375.00	143	1,709.00	
EFL2415979S	24"	15"	97"	133	1,437.00	160	1,816.00	
EFL2418979S	24"	18"	97"	142	1,958.00	169	2,856.00	
EFL2424979S	24"	24"	97"	190	2,055.00	217	2,655.00	
EFL2430979S	24"	30"	97"	241	2,171.00	268	2,848.00	
EFL3009979S	30"	9"	97"	111	1,463.00	138	1,961.00	
EFL3012979S	30"	12"	97"	128	1,375.00	155	1,675.00	
EFL3015979S	30"	15"	97"	150	1,437.00	177	1,779.00	
EFL3018979S	30"	18"	97"	159	1,966.00	186	2,864.00	
EFL3024979S	30"	24"	97"	214	2,058.00	241	2,658.00	
EFL3030979S	30"	30"	97"	263	2,275.00	290	2,954.00	
EFL3609979S	36"	9"	97"	126	1,463.00	153	1,922.00	
EFL3612979S	36"	12"	97"	142	1,352.00	169	1,713.00	
EFL3615979S	36"	15"	97"	169	1,446.00	196	1,822.00	
EFL3618979S	36"	18"	97"	178	1,966.00	205	2,864.00	
EFL3624979S	36"	24"	97"	236	2,058.00	263	2,658.00	
EFL3630979S	36"	30"	97"	293	2,275.00	320	2,954.00	
EFL4209979S	42"	9"	97"	161	1,528.00	188	1,987.00	
EFL4212979S	42"	12"	97"	183	1,479.00	210	1,814.00	
EFL4215979S	42"	15"	97"	207	1,600.00	234	1,969.00	
EFL4218979S	42"	18"	97"	218	2,085.00	245	2,981.00	
EFL4224979S	42"	24"	97"	279	2,265.00	306	2,863.00	
EFL4230979S	42"	30"	97"	338	2,470.00	365	3,200.00	
EFL4809979S	48"	9"	97"	181	1,715.00	208	2,215.00	
EFL4812979S	48"	12"	97"	205	1,714.00	232	2,003.00	
EFL4815979S	48"	15"	97"	230	1,839.00	257	2,174.00	
EFL4818979S	48"	18"	97"	243	2,269.00	270	3,169.00	
EFL4824979S	48"	24"	97"	315	2,692.00	342	3,290.00	
EFL4830979S	48"	30"	97"	370	2,680.00	397	3,345.00	



NOTE: 9"D shelving for stand-alone requirements only available by contacting your local Safco Sales Rep Group.

Adder Units with Open "T" Upright

Model No.	W	D	H	Wt.	Without Dividers		With Dividers	
					List Price	Wt.	Add "DV" Suffix List Price	
EFO2409979A	24"	9"	97"	80	1,221.00	107	1,719.00	
EFO2412979A	24"	12"	97"	86	1,147.00	113	1,476.00	
EFO2415979A	24"	15"	97"	92	1,208.00	119	1,585.00	
EFO2418979A	24"	18"	97"	107	1,635.00	134	2,531.00	
EFO2424979A	24"	24"	97"	121	1,711.00	148	2,305.00	
EFO2430979A	24"	30"	97"	150	1,858.00	177	2,537.00	
EFO3009979A	30"	9"	97"	92	1,230.00	119	1,731.00	
EFO3012979A	30"	12"	97"	98	1,147.00	125	1,476.00	
EFO3015979A	30"	15"	97"	109	1,184.00	136	1,553.00	
EFO3018979A	30"	18"	97"	124	1,643.00	151	2,542.00	
EFO3024979A	30"	24"	97"	143	1,713.00	170	2,308.00	
EFO3030979A	30"	30"	97"	175	1,861.00	202	2,540.00	
EFO3609979A	36"	9"	97"	109	1,230.00	136	1,731.00	
EFO3612979A	36"	12"	97"	115	1,127.00	142	1,482.00	
EFO3615979A	36"	15"	97"	126	1,191.00	153	1,561.00	
EFO3618979A	36"	18"	97"	143	1,643.00	170	2,542.00	
EFO3624979A	36"	24"	97"	165	1,713.00	192	2,308.00	
EFO3630979A	36"	30"	97"	202	1,861.00	229	2,540.00	
EFO4209979A	42"	9"	97"	144	1,301.00	171	1,797.00	
EFO4212979A	42"	12"	97"	153	1,252.00	180	1,551.00	
EFO4215979A	42"	15"	97"	166	1,372.00	193	1,713.00	
EFO4218979A	42"	18"	97"	183	1,761.00	210	2,659.00	
EFO4224979A	42"	24"	97"	208	1,918.00	235	2,516.00	
EFO4230979A	42"	30"	97"	247	2,064.00	274	2,784.00	
EFO4809979A	48"	9"	97"	164	1,485.00	191	1,985.00	
EFO4812979A	48"	12"	97"	175	1,450.00	202	1,778.00	
EFO4815979A	48"	15"	97"	189	1,610.00	216	1,947.00	
EFO4818979A	48"	18"	97"	208	1,950.00	235	2,846.00	
EFO4824979A	48"	24"	97"	244	2,344.00	271	2,941.00	
EFO4830979A	48"	30"	97"	279	2,320.00	306	2,996.00	

With Closed "T" Upright

Model No.	Wt.	Without Dividers		With Dividers	
		List Price	Wt.	Add "DV" Suffix List Price	
EFT2409979A	77	1,345.00	104	1,843.00	
EFT2412979A	92	1,297.00	119	1,631.00	
EFT2415979A	103	1,360.00	130	1,739.00	
EFT2418979A	115	1,834.00	142	2,731.00	
EFT2424979A	147	1,920.00	174	2,519.00	
EFT2430979A	129	2,129.00	156	2,804.00	
EFT3009979A	91	1,359.00	118	1,821.00	
EFT3012979A	104	1,297.00	131	1,598.00	
EFT3015979A	120	1,360.00	147	1,704.00	
EFT3018979A	132	1,839.00	159	2,739.00	
EFT3024979A	169	1,925.00	196	2,521.00	
EFT3030979A	210	2,131.00	237	2,807.00	
EFT3609979A	108	1,359.00	135	1,821.00	
EFT3612979A	121	1,303.00	148	1,635.00	
EFT3615979A	137	1,369.00	164	1,745.00	
EFT3618979A	151	1,839.00	178	2,739.00	
EFT3624979A	191	1,925.00	218	2,521.00	
EFT3630979A	237	2,131.00	264	2,807.00	
EFT4209979A	143	1,422.00	170	1,886.00	
EFT4212979A	159	1,402.00	186	1,732.00	
EFT4215979A	177	1,557.00	204	1,897.00	
EFT4218979A	191	1,958.00	218	2,856.00	
EFT4224979A	234	2,130.00	261	2,725.00	
EFT4230979A	282	2,376.00	309	3,055.00	
EFT4809979A	163	1,610.00	190	2,108.00	
EFT4812979A	181	1,633.00	208	1,922.00	
EFT4815979A	200	1,763.00	227	2,101.00	
EFT4818979A	216	2,147.00	243	3,043.00	
EFT4824979A	270	2,553.00	297	3,153.00	
EFT4830979A	314	2,589.00	341	3,267.00	

• For assistance with custom 4 post configuration contact your local Safco Sales Rep Group.

Components

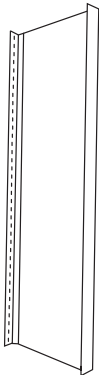
Closed "L" Uprights

Model No.	D	Wt.	List Price	Model No.	D	Wt.	List Price
43" Height				86" Height			
EF1243L	12"	11	137.00	EF0986L	9"	16	158.00
EF1543L	15"	13	139.00	EF1286L	12"	21	162.00
EF1843L	18"	16	150.00	EF1586L	15"	26	172.00
EF2443L	24"	20	158.00	EF1886L	18"	33	224.00
EF3043L	30"	25	185.00	EF2486L	24"	40	232.00
65" Height				97" Height			
EF1265L	12"	16	137.00	EF1297L	12"	24	183.00
EF1565L	15"	20	142.00	EF1597L	15"	30	189.00
EF1865L	18"	24	170.00	EF1897L	18"	35	244.00
EF2465L	24"	31	175.00	EF2497L	24"	45	260.00
EF3065L	30"	38	215.00	EF3097L	30"	56	297.00
76" Height							
EF0976L	9"	14	151.00				
EF1276L	12"	19	154.00				
EF1576L	15"	23	158.00				
EF1876L	18"	29	178.00				
EF2476L	24"	36	208.00				
EF3076L	30"	44	268.00				



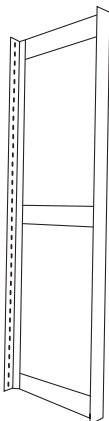
Closed "T" Uprights

Model No.	D	Wt.	List Price	Model No.	D	Wt.	List Price
43" Height				86" Height			
EF1543T	15"	13	230.00	EF1286T	12"	21	268.00
EF1843T	18"	16	266.00	EF1586T	15"	26	273.00
				EF1886T	18"	31	343.00
				EF2486T	24"	40	351.00
65" Height				97" Height			
EF1265T	12"	16	215.00	EF1597T	15"	30	295.00
EF1865T	18"	25	290.00	EF1897T	18"	37	360.00
				EF2497T	24"	45	370.00
				EF3097T	30"	56	449.00
76" Height							
EF1276T	12"	19	235.00				
EF1576T	15"	23	250.00				
EF1876T	18"	31	330.00				
EF2476T	24"	36	333.00				



Open Uprights (OP)

Model No.	D	Wt.	List Price	Model No.	D	Wt.	List Price
43" Height				86" Height			
EF1243OP	12"	8.75	122.00	EF0986OP	9"	16	134.00
EF1543OP	15"	9	122.00	EF1286OP	12"	16.5	138.00
EF1843OP	18"	9.25	158.00	EF1586OP	15"	17	147.00
EF2443OP	24"	9.5	158.00	EF1886OP	18"	17.5	169.00
				EF2486OP	24"	19	169.00
				EF3086OP	30"	20	178.00
65" Height				97" Height			
EF1265OP	12"	13.25	122.00	EF1297OP	12"	16.5	138.00
EF1565OP	15"	13.5	124.00	EF1597OP	15"	17	147.00
EF1865OP	18"	13.75	162.00	EF1897OP	18"	17.5	172.00
EF2465OP	24"	15	162.00	EF2497OP	24"	19	169.00
EF3065OP	30"	16	166.00	EF3097OP	30"	20	178.00
76" Height							
EF1276OP	12"	15.25	138.00				
EF1576OP	15"	15.5	147.00				
EF1876OP	18"	16	161.00				
EF2476OP	24"	17	164.00				
EF3076OP	30"	18	190.00				



Office Suites
Seating
Tables & Desks
Meeting Essentials
Personal Organization
Ergonomics
High Density Storage
Storage & Filing
Facilities
Technology Furniture
Art & Engineering
Education
SAFE Collection Addendum

Components

- Order two supports per shelf
- Shelves are 3/4" - have a 3/4" height profile
- Shelves are slotted to accept dividers on 3" centers/increments
- See page 162 for shelf reinforcements for 18, 24, 30" deep

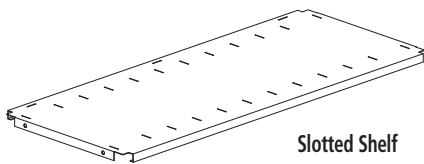
- Standard Safco® Corporate colors, see page 10
- For assistance with custom 4 post configuration contact your local Safco Sales Rep Group.

Slotted Shelves (SS) – 22-gauge

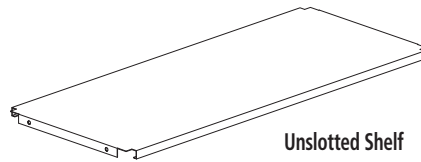
Model No.	D	Wt.	List Price
24" Width			
EF2412S	12"	3.25	43.00
EF2415S	15"	3.75	46.00
EF2424S	24"	5.75	74.00
30" Width			
EF3012S	12"	3.75	43.00
EF3015S	15"	4.75	47.00
EF3024S	24"	7.25	76.00
EF3030S	30"	8.75	88.00
36" Width			
EF3609S	9"	3.75	51.00
EF3612S	12"	4.5	43.00
EF3615S	15"	5.5	47.00
EF3618S	18"	6.5	74.00
EF3624S	24"	8.5	76.00
EF3630S	30"	10.5	88.00
42" Width			
EF4212S	12"	5.25	52.00
EF4215S	15"	6.5	63.00
EF4224S	24"	9.75	100.00
EF4230S	30"	12	111.00
48" Width			
EF4809S	9"	4.75	62.00
EF4812S	12"	6	63.00
EF4815S	15"	7.25	75.00
EF4818S	18"	8.5	98.00
EF4824S	24"	11	117.00
EF4830S	30"	13.75	123.00

Unslotted Shelves, or Canopy Top (UU) – 22-gauge

Model No.	D	Wt.	List Price
24" Width			
EF2412U	12"	3.25	43.00
EF2415U	15"	3.75	46.00
EF2418U	18"	4.5	63.00
EF2424U	24"	5.75	71.00
EF2430U	30"	7	75.00
30" Width			
EF3012U	12"	3.75	43.00
EF3015U	15"	4.75	47.00
EF3018U	18"	5.5	73.00
EF3024U	24"	7.25	75.00
EF3030U	30"	8.75	88.00
36" Width			
EF3609U	9"	3.75	52.00
EF3612U	12"	4.5	47.00
EF3615U	15"	5.5	55.00
EF3618U	18"	6.5	73.00
EF3624U	24"	8.5	75.00
EF3630U	30"	10.5	88.00
42" Width			
EF4209U	9"	4.25	47.00
EF4212U	12"	5.25	52.00
EF4215U	15"	6.5	62.00
EF4218U	18"	7.5	76.00
EF4224U	24"	9.75	90.00
EF4230U	30"	12	105.00
48" Width			
EF4809U	9"	4.75	62.00
EF4812U	12"	6	58.00
EF4815U	15"	7.25	71.00
EF4818U	18"	8.5	91.00
EF4824U	24"	11	98.00
EF4830U	30"	13.75	109.00



Slotted Shelf



Unslotted Shelf

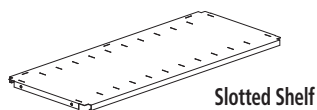
Components

- Order two supports per shelf
- Shelves are slotted to accept dividers on 3" centers/increments
- See page 162 for shelf reinforcements for 18, 24, 30" deep

Slotted Shelves (SS) – 18-gauge

Model No.	D	Wt.	List Price
36" Width			
EF3612S18GA	12"	7.25	95.00
EF3615S18GA	15"	8.75	96.00
EF3618S18GA	18"	10.25	103.00
EF3624S18GA	24"	13.5	185.00
42" Width			
EF4215S18GA	15"	10.25	96.00
48" Width			
EF4812S18GA	12"	9.5	98.00

Note: Order two supports per shelf. Shelves are slotted to accept dividers on 3" centers/increments.

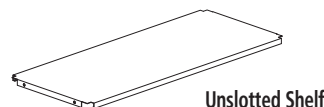


Slotted Shelf

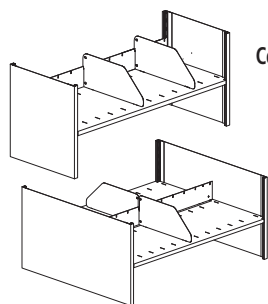
- Standard Safco® Corporate colors, see page 10
- For assistance with custom 4 post configuration contact your local Safco Sales Rep Group.

Unslotted Shelves, or Canopy Top (UU) – 18-gauge

Model No.	D	Wt.	List Price
30" Width			
EF3012U18GA	12"	6	83.00
EF3018U18GA	18"	8.75	98.00
EF3024U18GA	24"	11.25	196.00
EF3030U18GA	30"	14	199.00
EF3036U18GA	36"	16.5	204.00
36" Width			
EF3612U18GA	12"	7.25	95.00
EF3615U18GA	15"	8.75	98.00
EF3618U18GA	18"	10.25	105.00
EF3624U18GA	24"	13.5	199.00
EF3630U18GA	30"	16.5	204.00
EF3636U18GA	36"	19.5	203.00
42" Width			
EF4215U18GA	15"	10.25	101.00
EF4218U18GA	18"	12	105.00
EF4224U18GA	24"	15.5	203.00
EF4230U18GA	30"	19.25	204.00
EF4236U18GA	36"	22.75	203.00
48" Width			
EF4812U18GA	12"	9.5	105.00
EF4815U18GA	15"	11.5	104.00
EF4818U18GA	18"	13.75	101.00
EF4824U18GA	24"	17.75	205.00
EF4830U18GA	30"	21.75	204.00
EF4836U18GA	36"	26	208.00



Unslotted Shelf



Common Stop Single

Common Stop Double

Common Stops (CS)

Model No.	W	H	Wt.	List Price
EF24CS	24"	3 1/2"	1.25	14.00
EF30CS	30"	3 1/2"	1.5	14.00
EF36CS	36"	3 1/2"	1.5	14.00
EF42CS	42"	3 1/2"	1.75	15.00
EF48CS	48"	3 1/2"	2	15.00

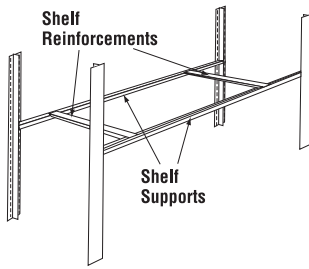
Note: Dividers are required when using common stops.

4-Post Shelving Components

Safco® Products marketing materials are designed to be used as sales tools for our Dealer network.

• For assistance with custom 4 post configuration contact your local Safco Sales Rep Group.

COMPONENTS



Shelf Supports (SS) - 11 gauge only

Model No.	W	H	Wt.	List Price
EF2411SSPT	24"	3/4"	1.2	18.00
EF3011SSPT	30"	3/4"	2.25	18.00
EF3611SSPT	36"	3/4"	2.7	18.00
EF4211SSPT	42"	3/4"	3.2	18.00
EF4811SSPT	48"	3/4"	3.6	25.00

Note: Shelf supports are not interchangeable with bottom shelf supports.

Shelf Support Bottom (SSB)

EF2411SSB	24"	3/4"	3.6	18.00
EF3011SSB	30"	3/4"	2.25	18.00
EF3611SSB	36"	3/4"	2.7	18.00
EF4211SSB	42"	3/4"	3.25	18.00
EF4811SSB	48"	3/4"	3.6	25.00

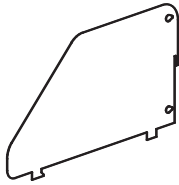
Note: Bottom shelf must be supported by bottom shelf supports when mounted on a mobile carriage. Graphite paint only.

	24"	30"	36"	42"	48"
18"	1	1	1	1	2
24"	1	1	1	1	2
30"	2	2	2	2	2
36"	2	2	2	3	3

Number of Shelf Reinforcements required per loaded shelf.

Shelf Reinforcements (SRA) – Indicate color to match system

Model No.	D	H	Wt.	List Price
F15SRA	15"	3/4"	.75	25.00
F18SRA	18"	3/4"	.75	14.00
F24SRA	24"	3/4"	1	17.00
F30SRA	30"	3/4"	1.25	17.00
F36SRA	36"	3/4"	1.25	17.00



Adjustable File Dividers (DV)

Standard Pack of 6

Model No.	D	H	Wt.	List Price
F09DV6	9"	6"	3	100.00
F12DV6	12"	6"	3.5	67.00
F15DV6	15"	6"	4.5	76.00

Standard Pack of 24

Model No.	D	H	Wt.	List Price
F09DV24	9"	6"	12.5	403.00
F12DV24	12"	6"	13.5	271.00
F15DV24	15"	6"	17.5	310.00

Pullout Reference Shelves (RS)

Model No.	W	D	Wt.	List Price
EF30RS	30"	12"	17.25	400.00
EF36RS	36"	12"	20	432.00
EF42RS	42"	12"	22	453.00
EF48RS	48"	12"	25.75	477.00

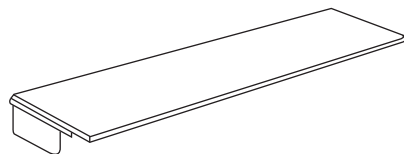
Note: Reference shelves cannot be used in conjunction with either the Security Shade or Kick Plates.

Base Kick Plates (KP)


To be used with standard shelf supports on bottom shelf and slightly raises height of bottom shelf.

Model No.	W	H	Wt.	List Price
EF3002KP	30"	2"	1.25	38.00
EF3006KP	30"	6"	3.25	62.00
EF3602KP	36"	2"	2	39.00
EF3606KP	36"	6"	4	62.00
EF4202KP	42"	2"	2.25	46.00
EF4206KP	42"	6"	4.75	64.00
EF4802KP	48"	2"	2.5	46.00
EF4806KP	48"	6"	5.5	75.00

Note: Kick Plates cannot be used in conjunction with Reference Shelves.



Back Security Panels (BP) Used to enclose the back of a single faced unit

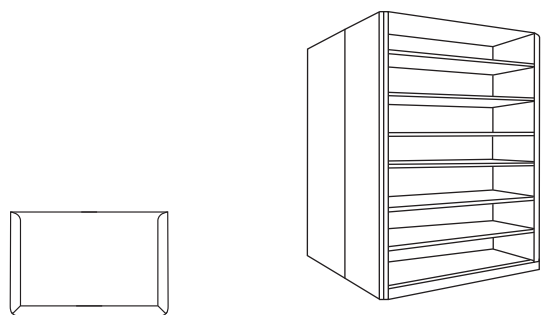


Model No.	W	H	Wt.	List Price
EF3643BP	36"	43"	16.25	376.00
EF4843BP	48"	43"	21.75	389.00
EF2465BP	24"	65"	16.5	405.00
EF3065BP	30"	65"	20.5	408.00
EF3665BP	36"	65"	24.75	416.00
EF4265BP	42"	65"	29	428.00
EF4865BP	48"	65"	33	424.00
EF3076BP	30"	76"	24	428.00
EF3676BP	36"	76"	28.75	428.00
EF4276BP	42"	76"	33.5	435.00
EF4876BP	48"	76"	38.25	467.00
EF3086BP	30"	86"	27.25	443.00
EF3686BP	36"	86"	38.5	443.00
EF4286BP	42"	86"	38	484.00
EF4886BP	48"	86"	43.5	522.00
EF3097BP	30"	97"	30.5	512.00
EF3697BP	36"	97"	36.5	522.00
EF4297BP	42"	97"	42.75	579.00
EF4897BP	48"	97"	48.75	615.00

Note: Back security panels are designed as one full piece.

Center Panels (CP)

Used to close the center of back-to-back single faced units. Cannot be used with 4-Post double-faced shelving.



Model No.	W	H	Wt.	List Price
EF2443CP	24"	43"	11	374.00
EF3043CP	30"	43"	13.75	383.00
EF3643CP	36"	43"	16.25	375.00
EF4243CP	42"	43"	19	394.00
EF4843CP	48"	43"	21.75	400.00
EF2465CP	24"	65"	16.5	408.00
EF3065CP	30"	65"	20.5	416.00
EF3665CP	36"	65"	24.75	408.00
EF4265CP	42"	65"	29	428.00
EF4865CP	48"	65"	33	424.00
EF2476CP	24"	76"	19.25	416.00
EF3076CP	30"	76"	24	419.00
EF3676CP	36"	76"	28.75	419.00
EF4276CP	42"	76"	33.5	427.00
EF4876CP	48"	76"	38.5	457.00
EF2486CP	24"	86"	21.25	432.00
EF3086CP	30"	86"	27.25	443.00
EF3686CP	36"	86"	32.5	434.00
EF4286CP	42"	86"	38	474.00
EF4886CP	48"	86"	43.5	506.00
EF2497CP	24"	97"	24.25	468.00
EF3097CP	30"	97"	30.5	522.00
EF3697CP	36"	97"	36.5	512.00
EF4297CP	42"	97"	42.75	579.00
EF4897CP	48"	97"	48.75	615.00

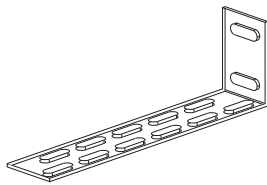
Note: Center panels are designed as one full piece

Card Holders (CH) – Standard Pack of 5

Model No.	W	D	Wt.	List Price
A35CH5	5"	3"	2.5	211.00

Wall Mounting Kit (AWMK)

Used to secure shelving to wall. Two brackets sold as pair. Anchoring hardware not included; to be purchased by installer.

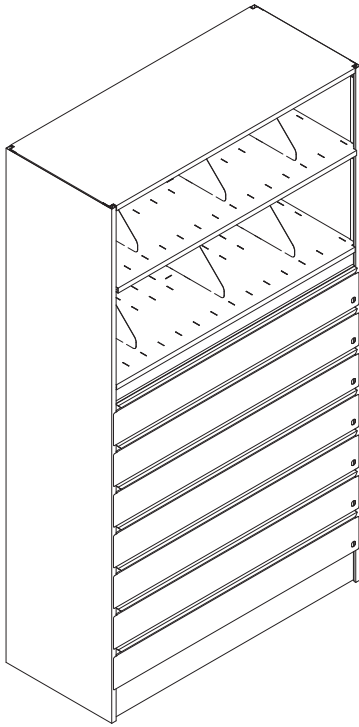


Model No.	Wt.	List Price
AWMK	2	84.00

AWMK Wall Anchor Kit quantity requirements

Quantity of "L" and "T" Uprights: 2-4 uprights: (1) AWMK Mounting Kit
5-8 uprights: (2) AWMK Mounting Kit
9-12 uprights: (3) AWMK Mounting Kit

Office Suites
Seating
Tables & Desks
Meeting Essentials
Personal Organization
Ergonomics
High Density Storage
Storage & Filing
Facilities
Technology Furniture
Art & Engineering
K-12 Education
SAFE Collection Addendum



4-POST TYPICAL #1

4-Post Starter 36 x 76 x 18" with 7 - 6" drawers with three drawer partitions and one partition support per drawer; two shelves with dividers.

Model No.	List Price
EFSR367676S	9,236.00

4-Post Adder 36 x 76 x 18" with 7 - 6" drawers; two shelves with dividers.

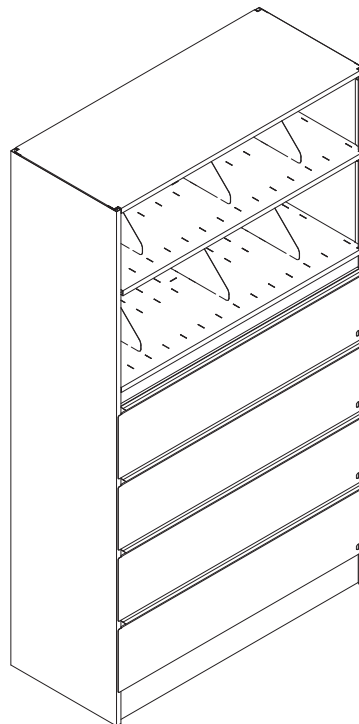
EFSR367676A	9,121.00
--------------------	-----------------

One starter unit and number of required adder units are required if more than one 36" shelving unit is required side-by-side.

For keyed different locks.

FPALOCK	FPA Lock Assembly & Key	128.00
FPALOCKA	FPA Lock Assembly & Key	131.00
FPALOCKB	FPA Lock Assembly & Key	131.00
FPALOCKC	FPA Lock Assembly & Key	131.00
FPALOCKD	FPA Lock Assembly & Key	131.00

*Unit requires anchoring to the wall or floor
See wall mounting kit page 163



4-POST TYPICAL #2

4-Post Starter 36 x 76 x 18" with four 10 1/2" drawers; two shelves with dividers.

Model No.	List Price
EFSR3676410S	5,270.00

4-Post Adder 36 x 76 x 18" with four 10 1/2" drawers; two shelves with dividers.

EFSR3676410A	5,348.00
---------------------	-----------------

One starter unit and number of required adder units are required if more than one 36" shelving unit is required side-by-side.

* Unit requires anchoring to the wall or floor.
See wall mounting kit page 163

Actual Width Dimensions

Stationary or Mobile			Mobile Only		
Nominal Shelf Width	(LFI) Usable Space/Shelf	Add for End Actual Unit Width	Add for End Panel Assembly (Fix & Manual)	Add for Assembly with Handle (1000 Systems)	Clearance at Rear Wall
24"	22 ⁵ / ₈ "	24"	3 ³ / ₄ "	8"	1"
30"	28 ⁵ / ₈ "	30"	3 ³ / ₄ "	8"	1"
36"	34 ⁵ / ₈ "	36"	3 ³ / ₄ "	8"	1"
42"	40 ⁵ / ₈ "	42"	3 ³ / ₄ "	8"	1"
48"	46 ⁵ / ₈ "	48"	3 ³ / ₄ "	8"	1"

Actual Height Dimensions					Actual Base Dimensions (Base Depth*)			
	43"	65"	76"	86"	97"	Nominal Shelf Depth	Fixed**	1000*
Upright	42 ⁵ / ₁₆ "	65 ⁵ / ₁₆ "	75 ¹³ / ₁₆ "	86 ⁵ / ₁₆ "	96 ¹³ / ₁₆ "	9"	N/A	N/A
Base & Track	N/A	6 ¹ / ₄ "	6 ¹ / ₄ "	6 ¹ / ₄ "	6 ¹ / ₄ "	12"	12"	19"
Overall	N/A	71 ⁹ / ₁₆ "	82 ¹ / ₁₆ "	92 ⁹ / ₁₆ "	103 ¹ / ₁₆ "	15"	15"	19"
						18"	18"	19"
						24"	24"	25"
						30"	30"	31"
						36"	36"	37"

*Depth includes the 1" bumpers.
**Depth does not include the 1" bumpers.

Steel Material Gauges:

Shelf	18 & 22	Shelf Reinforcement	11
Upright	18	Base Skirts	12
End Panel	20	Wheel Channel	11
Dividers	20	Shaft Diameter	3/4"
Shelf Support	11	Wheel Diameter	4 ⁵ / ₈ "




Media Weight:

Letter-Size Material:	2 lbs. per LFI
Legal-Size Material:	3 lbs. per LFI

NOTE: EACH SHELF HAS A MAXIMUM WEIGHT CAPACITY OF 240 LBS. MEDIA WEIGHT MUST BE EVENLY DISTRIBUTED BOTH VERTICALLY AND HORIZONTALLY.

CONFIGURATION GUIDE

Configuration Guide for Mixed Media Applications

Media	Description	Clearance Space	Upright Space Required
	Letter/Legal Side Tab	9 ³ / ₄ "	10 ¹ / ₂ "
	Letter/Legal Standard Top Tab, 1/3 cut	11 ¹ / ₄ "	12"
	3-Ring Binders	12 ³ / ₄ "	13 ¹ / ₂ "

To determine the height of a unit with media not listed above, first determine the height of the media and add 3/4". Then, round that figure up to the next number divisible by 1 1/2" (because the uprights are slotted on 1 1/2" centers), then multiply that number by the number of tiers desired. Then add 1 1/2" for space that is allotted for the reference shelf. Lastly, add 3/4" for the canopy.

Media Storage Capacities

Upright Height	Letter/Legal Side Tab	Letter/Std. Top Tab	3-Ring Binders
97" Upright	9	8	7
86" Upright	8	7	6
76" Upright	7	6	5
65" Upright	6	5	4
43" Upright	4	3	3

4-Post Shelving On Kwik-Track - Letter Depth

Safco® Products marketing materials are designed to be used as sales tools for our Dealer network.

To increase filing density, 4-Post Shelving can also mount to the Kwik-Track system creating either a bi-file or tri-file lateral sliding shelving system. In either configuration, the rear row of shelves are stationary with shelves in front mounted into a sliding carriage on a track mounted to the floor.

- Heavy-duty aluminum track construction supports 3,500 lbs. per carriage
- Anti-tip built into base for stability and easy installation
- Systems are complete with shelving and track systems
- **Option of ordering with and without Dividers, add "DV" suffix if ordering with dividers**
- 240 lb. weight capacity per shelf
- Track system has a Brushed Aluminum finish. Floor mounting hardware included
- Track adds 2¾" to overall height of shelving and carriage
- Optional Security Back Panels available (see page 163)
- All systems are side tab letter depth, 12"D shelving only, maximum 15 ft.
- For assistance with custom Kwik-Track configuration contact your local Safco Sales Rep Group.
- Standard Safco® Corporate colors, see page 10

Model No.	Description	Dimensions	LFI	Wt.	Without Dividers List Price	With Dividers Add "DV" Suffix List Price
EFPL36721	2/1, 36"W, 7-High System	78"W x 27"D	728"	363	5,429.00	396 6,160.00
EFPL36732	3/2, 36"W, 7-High System	116"W x 27"D	1212"	597	9,097.00	652 10,268.00
EFPL36743	4/3, 36"W, 7-High System	156"W x 27"D	1697"	830	12,316.00	907 14,183.00
EFPL367211	2/1/1, 36"W, 7-High System	78"W x 42"D	970"	518	8,584.00	562 9,300.00
EFPL367322	3/2/2, 36"W, 7-High System	116"W x 42"D	1697"	893	15,169.00	970 16,784.00
EFPL367433	4/3/3, 36"W, 7-High System	156"W x 42"D	2424"	1,268	21,356.00	1,378 23,612.00
EFPL36821	2/1, 36"W, 8-High System	78"W x 27"D	824"	402	5,758.00	440 6,555.00
EFPL36832	3/2, 36"W, 8-High System	116"W x 27"D	1385"	660	9,824.00	723 10,927.00
EFPL36843	4/3, 36"W, 8-High System	156"W x 27"D	1939"	918	13,305.00	1,006 14,808.00
EFPL368211	2/1/1, 36"W, 8-High System	78"W x 42"D	1108"	571	9,016.00	621 9,846.00
EFPL368322	3/2/2, 36"W, 8-High System	116"W x 42"D	1939"	984	15,922.00	1,072 17,726.00
EFPL368433	4/3/3, 36"W, 8-High System	156"W x 42"D	2770"	1,398	22,427.00	1,523 24,506.00
EFPL42721	2/1, 42"W, 7-High System	90"W x 27"D	854"	726	5,671.00	759 6,518.00
EFPL42732	3/2, 42"W, 7-High System	137"W x 27"D	1422"	756	9,521.00	811 10,693.00
EFPL42743	4/3, 42"W, 7-High System	180"W x 27"D	1991"	1,047	13,096.00	1,124 14,676.00
EFPL427211	2/1/1, 42"W, 7-High System	90"W x 42"D	1138"	646	9,131.00	696 9,835.00
EFPL427322	3/2/2, 42"W, 7-High System	137"W x 42"D	1991"	1,071	15,796.00	1,148 17,407.00
EFPL427433	4/3/3, 42"W, 7-High System	180"W x 42"D	2844"	1,585	22,650.00	1,695 24,407.00
EFPL42821	2/1, 42"W, 8-High System	90"W x 27"D	975"	507	6,149.00	545 6,943.00
EFPL42832	3/2, 42"W, 8-High System	137"W x 27"D	1625"	840	10,309.00	903 11,638.00
EFPL42843	4/3, 42"W, 8-High System	180"W x 27"D	2275"	1,164	14,169.00	1,252 15,973.00
EFPL428211	2/1/1, 42"W, 8-High System	90"W x 42"D	1300"	715	9,601.00	765 10,632.00
EFPL428322	3/2/2, 42"W, 8-High System	137"W x 42"D	2275"	1,243	16,614.00	1,331 18,053.00
EFPL428433	4/3/3, 42"W, 8-High System	180"W x 42"D	3250"	1,756	23,817.00	1,881 26,397.00



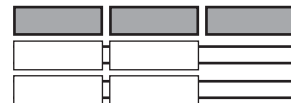
2/1 - 2 Rows; 2 Fixed, 1 Movable, 27"D



2/1/1 - 3 Rows; 2 Fixed, 2 Movable, 42"D



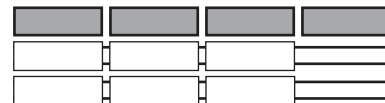
3/2 - 2 Rows; 3 Fixed, 2 Movable, 27"D



3/2/2 - 3 Rows; 3 Fixed, 4 Movable, 42"D



4/3 - 2 Rows; 4 Fixed, 3 Movable, 27"D



4/3/3 - 3 Rows; 4 Fixed, 6 Movable, 42"D

Office Suites
Seating
Tables & Desks
Meeting Essentials
Personal Organization
Ergonomics
High Density Storage
Storage & Filing
Facilities
Technology Furniture
Art & Engineering
K-12 Education
SAFE Collection Addendum

To increase filing density, 4-Post Shelving can also mount to the Kwik-Track system creating either a bi-file or tri-file lateral sliding shelving system. In either configuration, the rear row of shelves are stationary with shelves in front mounted into a sliding carriage on a track mounted to the floor.

- Heavy-duty aluminum track construction supports 3,500 lbs. per carriage
- Anti-tip built into base for stability and easy installation
- Systems are complete with shelving and track systems
- **Option of ordering with and without Dividers, add "DV" suffix if ordering with dividers**
- Track system has a Brushed Aluminum finish. Floor mounting hardware included
- Optional Security Back Panels available (see page 163)
- Track adds 2¾" to overall height of shelving
- All systems are legal depth, 15" D shelving only, maximum 15 ft.
- Standard Safco® Corporate colors, see page 10

Model No.	Description	Dimensions	LFI	Wt.	Without Dividers List Price	With Dividers Add "DV" Suffix List Price
EFPG36721	2/1, 36"W, 7-High System	78"W x 33"D	728"	405	5,605.00	441 6,439.00
EFPG36732	3/2, 36"W, 7-High System	116"W x 33"D	1212"	665	9,581.00	725 10,722.00
EFPG36743	4/3, 36"W, 7-High System	156"W x 33"D	1697"	924	12,984.00	1,008 14,520.00
EFPG367211	2/1/1, 36"W, 7-High System	78"W x 51"D	970"	578	8,828.00	626 9,657.00
EFPG367322	3/2/2, 36"W, 7-High System	116"W x 51"D	1697"	997	15,608.00	1,081 17,440.00
EFPG367433	4/3/3, 36"W, 7-High System	156"W x 51"D	2424"	1,416	21,991.00	1,536 24,558.00
EFPG36821	2/1, 36"W, 8-High System	78"W x 33"D	824"	452	5,979.00	493 6,882.00
EFPG36832	3/2, 36"W, 8-High System	116"W x 33"D	1385"	714	10,194.00	782 11,699.00
EFPG36843	4/3, 36"W, 8-High System	156"W x 33"D	1939"	1,030	13,812.00	1,125 15,860.00
EFPG368211	2/1/1, 36"W, 8-High System	78"W x 51"D	1108"	642	9,315.00	696 10,277.00
EFPG368322	3/2/2, 36"W, 8-High System	116"W x 51"D	1939"	1,079	16,459.00	1,174 18,510.00
EFPG368433	4/3/3, 36"W, 8-High System	156"W x 51"D	2770"	1,573	23,205.00	1,708 26,128.00
EFPG42721	2/1, 42"W, 7-High System	90"W x 33"D	854"	504	6,154.00	540 6,849.00
EFPG42732	3/2, 42"W, 7-High System	137"W x 33"D	1422"	833	10,559.00	893 11,916.00
EFPG42743	4/3, 42"W, 7-High System	180"W x 33"D	1991"	1,156	14,227.00	1,240 15,738.00
EFPG427211	2/1/1, 42"W, 7-High System	90"W x 51"D	1138"	714	9,427.00	762 10,649.00
EFPG427322	3/2/2, 42"W, 7-High System	137"W x 51"D	1991"	1,239	17,093.00	1,323 18,922.00
EFPG427433	4/3/3, 42"W, 7-High System	180"W x 51"D	2844"	1,753	23,888.00	1,873 26,455.00
EFPG42821	2/1, 42"W, 8-High System	90"W x 33"D	975"	564	6,585.00	605 7,484.00
EFPG42832	3/2, 42"W, 8-High System	137"W x 33"D	1625"	931	11,264.00	999 12,768.00
EFPG42843	4/3, 42"W, 8-High System	180"W x 33"D	2275"	1,293	15,182.00	1,388 17,228.00
EFPG428211	2/1/1, 42"W, 8-High System	90"W x 51"D	1300"	795	10,187.00	849 11,127.00
EFPG428322	3/2/2, 42"W, 8-High System	137"W x 51"D	2275"	1,380	18,072.00	1,475 20,120.00
EFPG428433	4/3/3, 42"W, 8-High System	180"W x 51"D	3250"	1,955	24,813.00	2,090 27,679.00



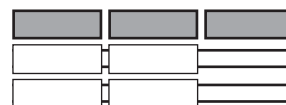
2/1 - 2 Rows; 2 Fixed, 1 Movable, 33"D



2/1/1 - 3 Rows; 2 Fixed, 2 Movable, 51"D



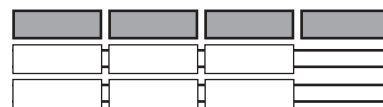
3/2 - 2 Rows; 3 Fixed, 2 Movable, 33"D



3/2/2 - 3 Rows; 3 Fixed, 4 Movable, 51"D



4/3 - 2 Rows; 4 Fixed, 3 Movable, 33"D



4/3/3 - 3 Rows; 4 Fixed, 6 Movable, 51"D

Heavy-Duty Shelving

Safco® Products marketing materials are designed to be used as sales tools for our Dealer network.

A complete starter section unit includes two uprights, five shelves (24", 30", 36", 42" or 48" wide), five common stops, twelve shelf supports, shelf reinforcements as required, and one canopy top. Shelves are 18-gauge steel. An adder unit includes the previously mentioned paired with one closed upright.

Choose from either closed "L" uprights or closed "T" uprights. "T" uprights are normally for internal range support, while closed "L" uprights provide a more finished external appearance.

- 800 lb. weight capacity per shelf
- 15¾" clearance between shelves
- Standard Safco® Corporate colors, see page 10

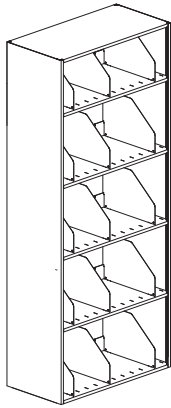
Dividers are required when using standard common stops, add "DV" suffix when ordering with dividers

Option of ordering with and without Dividers, add "DV" suffix if ordering with dividers

Compatible with Mobile Aisle 1000 and Mobile Lite, but not Kwik-Track

Product Numbering System for 4-Post Shelving

Product No. Example: **EXL3618865S**
EX: Heavy-Duty Shelving
L or T: Shelving Type: ("L" for Closed L-Uprights, "T" for Closed T-Uprights)
36: Shelving Width in Inches (24, 30, 36, 42, and 48)
18: Shelving Depth in Inches (18 and 36)
86: Upright Height in Inches (only one height)
5: Number of shelves
S: Starter



Starter Units with Two Closed "L" Uprights

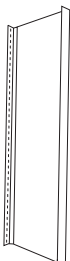
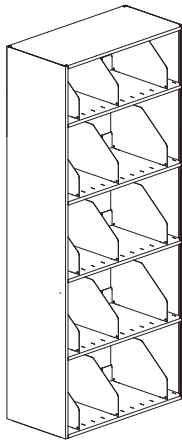
Model No.	W	D	H	Wt.	Without Dividers List Price	With Dividers Add "DV" Suffix List Price
EXL2418865S	24"	18"	86"	136	1,729.00	147 2,205.00
EXL2436865S	24"	36"	86"	276	2,799.00	287 3,753.00
EXL3018865S	30"	18"	86"	169	1,648.00	180 2,115.00
EXL3036865S	30"	36"	86"	303	2,821.00	314 3,775.00
EXL3618865S	36"	18"	86"	172	1,725.00	183 2,236.00
EXL3636865S	36"	36"	86"	331	2,849.00	342 3,732.00
EXL4218865S	42"	18"	86"	190	1,714.00	201 2,183.00
EXL4236865S	42"	36"	86"	357	2,861.00	368 3,814.00
EXL4818865S	48"	18"	86"	211	1,761.00	222 2,226.00
EXL4836865S	48"	36"	86"	388	2,920.00	399 3,874.00

Option of ordering with and without Dividers, add "DV" suffix if ordering with dividers

Adder units with Closed "T" Uprights

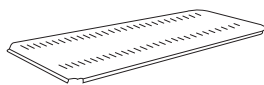
Model No.	W	D	H	Wt.	Without Dividers List Price	With Dividers Add "DV" Suffix List Price
EXT2418865A	24"	18"	86"	125	1,619.00	136 2,097.00
EXT2436865A	24"	36"	86"	216	2,455.00	227 3,410.00
EXT3018865A	30"	18"	86"	143	1,542.00	154 2,050.00
EXT3036865A	30"	36"	86"	243	2,477.00	254 3,430.00
EXT3618865A	36"	18"	86"	161	1,618.00	172 2,130.00
EXT3636865A	36"	36"	86"	271	2,509.00	282 3,394.00
EXT4218865A	42"	18"	86"	179	1,642.00	190 2,118.00
EXT4236865A	42"	36"	86"	297	2,519.00	308 3,471.00
EXT4818865A	48"	18"	86"	201	1,656.00	212 2,165.00
EXT4836865A	48"	36"	86"	328	2,577.00	339 3,532.00

Model No.	W	D	Wt.	List Price
Closed "L" Uprights – 86" Height				
X1886L		18"	31	257.00



Office Suites
Seating
Tables & Desks
Meeting Essentials
Personal Organization
Ergonomics
High Density Storage
Storage & Filing
Facilities
Technology Furniture
Art & Engineering
K-12 Education
SAFE Collection Addendum

Model No.	W	D	Wt.	List Price
Slotted Shelves				
18" Depth				
EX3018S	30"	18"	8.75	83.00
EX3618S	36"	18"	10.25	98.00
EX4218S	42"	18"	12	93.00
EX4818S	48"	18"	13.75	103.00
36" Depth				
EX3036S	30"	36"	16.5	175.00
EX3636S	36"	36"	19.75	179.00
EX4236S	42"	36"	22.75	179.00
EX4836S	48"	36"	26	192.00



Note: Order three supports per shelf. Shelves are 18-gauge.

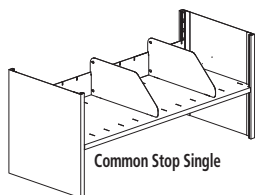
Unslotted Shelves, or Canopy Top

Model No.	W	D	Wt.	List Price
18" Depth				
EF3018U18GA	30"	18"	8.75	98.00
EF3618U18GA	36"	18"	10.25	105.00
EF4218U18GA	42"	18"	12	105.00
EF4818U18GA	48"	18"	13.75	101.00
36" Depth				
EF3036U18GA	30"	36"	16.5	204.00
EF3636U18GA	36"	36"	19.5	203.00
EF4236U18GA	42"	36"	22.75	203.00
EF4836U18GA	48"	36"	26	208.00



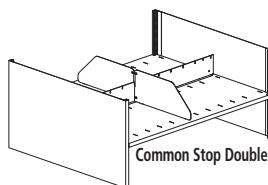
Note: Shelves are 18-gauge. Shelf Reinforcements are not required for the Canopy tops.

Model No.	W	H	Wt.	List Price
Common Stops (CS)				
EF24CS	24"	3 1/2"	1.25	14.00
EF30CS	30"	3 1/2"	1.5	14.00
EF36CS	36"	3 1/2"	1.5	14.00
EF42CS	42"	3 1/2"	1.75	15.00
EF48CS	48"	3 1/2"	2	15.00



Note: Dividers are required when using common stops.

Model No.	W	H	Wt.	List Price
Shelf Supports (SS)				
EX30SS	30"	1 1/4"	3	34.00
EX36SS	36"	1 1/4"	3.5	34.00
EX42SS	42"	1 1/4"	4	34.00
EX48SS	48"	1 1/4"	4.5	34.00



Note: Shelf supports are not interchangeable with bottom shelf supports.

Model No.	W	H	Wt.	List Price
Shelf Support Bottom (SSB)				
EF2411SSB	24"	3/4"	3.66	18.00
EF3011SSB	30"	3/4"	2.25	18.00
EF3611SSB	36"	3/4"	2.714	18.00
EF4211SSB	42"	3/4"	3.25	18.00
EF4811SSB	48"	3/4"	3.66	25.00

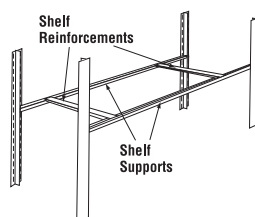
Note: Bottom shelf must be supported by bottom shelf. Graphite Gray only.

Model No.	D	H	Wt.	List Price
Shelf Reinforcements (SR) - Indicate color to match system				
X18SR	18"	1 1/8"	1	24.00
X36SR	36"	1 1/8"	1.5	24.00

Note: (SR) Painted to match shelving ordered.

Model No.	D	H	Wt.	List Price
Shelf Reinforcements (SRA) - Bottom shelf reinforcements for heavy-duty applications				
F18SRA	18"	3/4"	.75	14.00
F36SRA	36"	3/4"	1.5	17.00

Model No.	D	H	Wt.	List Price
Adjustable File Dividers (DV) Standard Pack of 5:				
X18DV5	18"	12"	13 lbs. per pack	164.00



	24"	30"	36"	42"	48"
18"	2	2	2	2	2
36"	3	3	3	3	3

Number of Shelf Reinforcements required per loaded shelf.

File Harbor Cabinets

Safco® Products marketing materials are designed to be used as sales tools for our Dealer network.

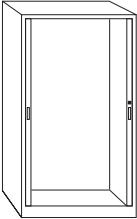
- Horizontally sliding tambour doors. Doors recede into concealed inner pockets
- 100% access to files
- Adjustable shelves and dividers – shelves adjust on 1" H increments
- Shelf depth 14¾"; interior depth 16½"; 10" clearance between shelves
- All internal components standard in Graphite finish
- For cabinets to be keyed alike, add a "K" to the end of the model number and refer to last column for list price

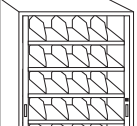
Interior Heights:
 83" H = 76" H interior
 62" H = 55" H interior
 38" H = 34" H interior

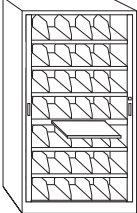
Standard door colors: Mist, Graphite, Pebble Gray and Sand only

See page 10 for Safco Corporate Color Program, Laminates and Paint colors or go to Safco website to view color swatches

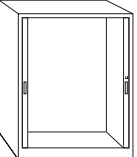
File Harbor Cabinets - 83" Height (76" Interior Height)

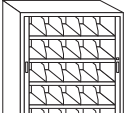
Model No.	Description	W	Size H	D	Wt.	List Price	List Price Add "K" Suffix Keyed-Alike
Empty Cabinet – built-in bottom shelf; add other components							
 83483	48"W x 83"H	47¼"	83"	17¾"	245	4,941.00	5,059.00
83423	42"W x 83"H	42"	83"	17¾"	220	4,611.00	4,730.00
83363	36"W x 83"H	36"	83"	17¾"	200	4,159.00	4,277.00

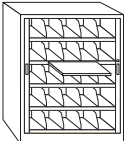
Model No.	Description	W	Size H	D	Wt.	List Price	List Price Add "K" Suffix Keyed-Alike
Preconfigured Cabinet for color-coded end-tab filing. Includes 7 shelves with adjustable filing dividers							
 8348A3	48"W x 83"H 4 dividers per shelf.	47¼"	83"	17¾"	355	6,802.00	6,924.00
8342A3	42"W x 83"H 3 dividers per shelf.	42"	83"	17¾"	325	6,420.00	6,539.00
8336A3	36"W x 83"H 3 dividers per shelf.	36"	83"	17¾"	290	5,914.00	6,104.00

Model No.	Description	W	Size H	D	Wt.	List Price	List Price Add "K" Suffix Keyed-Alike
Same as above except one standard shelf replaced with pull-out reference shelf							
 8348B3	48"W x 83"H 4 dividers per shelf.	47¼"	83"	17¾"	364	7,170.00	7,290.00
8342B3	42"W x 83"H 3 dividers per shelf.	42"	83"	17¾"	333	6,652.00	6,775.00
8336B3	36"W x 83"H 3 dividers per shelf.	36"	83"	17¾"	298	6,324.00	6,445.00
912089R	Master Key				1	91.00	

File Harbor Cabinets - 62" Height (55" Interior Height)

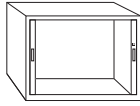
Model No.	Description	W	Size H	D	Wt.	List Price	List Price Add "K" Suffix Keyed-Alike
Empty 62"H Cabinet – built-in bottom shelf; add other components							
 62483	48"W x 62"H	47¼"	61½"	17¾"	200	4,051.00	4,170.00
62423	42"W x 62"H	42"	61½"	17¾"	188	3,698.00	3,929.00
62363	36"W x 62"H	36"	61½"	17¾"	175	3,652.00	3,774.00

Model No.	Description	W	Size H	D	Wt.	List Price	List Price Add "K" Suffix Keyed-Alike
Preconfigured Cabinet for color-coded end-tab filing. Includes 5 shelves with adjustable filing dividers							
 6248A3	48"W x 62"H 4 dividers per shelf.	47¼"	61½"	17¾"	284	5,440.00	5,563.00
6242A3	42"W x 62"H 3 dividers per shelf.	42"	61½"	17¾"	262	5,112.00	5,234.00
6236A3	36"W x 62"H 3 dividers per shelf.	36"	61½"	17¾"	237	4,886.00	5,004.00

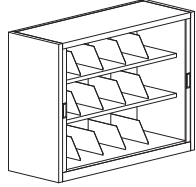
Model No.	Description	W	Size H	D	Wt.	List Price	List Price Add "K" Suffix Keyed-Alike
Same as above except one standard shelf replaced with pull-out reference shelf							
 6248B3	48"W x 62"H 4 dividers per shelf.	47¼"	61½"	17¾"	298	5,975.00	6,100.00
6242B3	42"W x 62"H 3 dividers per shelf.	42"	61½"	17¾"	274	5,469.00	5,585.00
6236B3	36"W x 62"H 3 dividers per shelf.	36"	61½"	17¾"	247	5,227.00	5,348.00

Office Suites
Seating
Tables & Desks
Meeting Essentials
Personal Organization
Ergonomics
High Density Storage
Storage & Filing
Facilities
Technology Furniture
Art & Engineering
K-12 Education
SAFE Collection Addendum

Model No.	Description	W	Size H	D	Wt.	List Price	List Price Add "K" Suffix Keyed-Alike
Empty 38" H Cabinet – built-in bottom shelf; add other components							
38483	48"W x 38"H	47 ¹ / ₄ "	38"	17 ³ / ₄ "	100	3,623.00	3,743.00
38423	42"W x 38"H	42"	38"	17 ³ / ₄ "	90	3,505.00	3,625.00
38363	36"W x 38"H	36"	38"	17 ³ / ₄ "	80	3,393.00	3,511.00

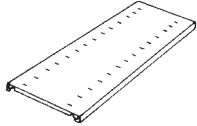


Model No.	Description	W	Size H	D	Wt.	List Price	List Price Add "K" Suffix Keyed-Alike
Preconfigured Cabinet for color coded – end tab filing. Includes 3 shelves with adjustable filing components							
3848A3	48"W x 38"H 4 dividers per shelf	47 ¹ / ₄ "	38"	17 ³ / ₄ "	142	4,393.00	4,512.00
3842A3	42"W x 38"H 3 dividers per shelf	42"	38"	17 ³ / ₄ "	130	4,228.00	4,347.00
3836A3	36"W x 38"H 3 dividers per shelf	36"	38"	17 ³ / ₄ "	105	4,070.00	4,191.00



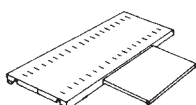
File Harbor Components

- Shelves have a 200 lb. weight capacity
- Reference shelves have a 100 lb. weight capacity
- Dividers adjust on 2.5" increments

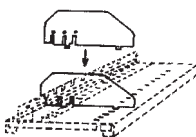
	Model No.	Description	W	Size H	D	Wt.	List Price	
• Shelves have a 200 lb. weight capacity	MS4801	42" Shelf (Fits 48"W cabinet)	42"	1"	14 ³ / ₄ "	15	232.00	
	MS4802	Package of 2 shelves				30	413.00	
	MS4803	Package of 3 shelves				45	624.00	
		MS4201	37" Shelf (Fits 42"W cabinet)	36 ³ / ₄ "	1"	14 ³ / ₄ "	13	199.00
		MS4202	Package of 2 shelves				26	384.00
		MS4203	Package of 3 shelves				39	577.00
	MS3601	31" Shelf (Fits 36"W cabinet)	30 ³ / ₄ "	1"	14 ³ / ₄ "	11	185.00	
	MS3602	Package of 2 shelves				22	350.00	
	MS3603	Package of 3 shelves				33	509.00	

	911196R	Replacement Shelf Hook, 4 pc.				1	116.00
--	----------------	--------------------------------------	--	--	--	---	--------

• Reference shelves have a 100 lb. weight capacity	MRS48	42" Reference Shelf (Fits 48"W cabinet) Same as MS48 but with 18"W x 11"D pull-out slide	42"	1"	14 ³ / ₄ "	30	829.00
	MRS42	37" Reference Shelf (Fits 42"W cabinet)	36 ³ / ₄ "	1"	14 ³ / ₄ "	27	815.00
	MRS36	31" Reference Shelf (Fits 36"W cabinet)	30 ³ / ₄ "	1"	14 ³ / ₄ "	23	773.00

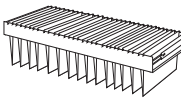

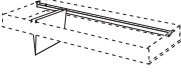
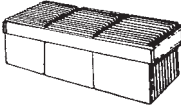
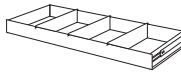


• Dividers adjust on 2 1/2" increments	MFD48	Adjustable Filing Dividers (Fits 42"W shelf) 4 adjustable filing dividers and 1 backstop for separating file folders	—	6"	13"	4.8	131.00
	MFD42	Adjustable Filing Dividers (Fits 37"W shelf) 3 adjustable filing dividers and 1 backstop for separating file folders	—	6"	13"	4.3	125.00
	MFD36	Adjustable Filing Dividers (Fits 31"W shelf) Same as above	—	6"	13"	3.8	114.00
	MFD4	Set of 4 Extra Filing Dividers No backstop	—	6"	13"	4.0	114.00



File Harbor Cabinet Components - Roll-Out Frame

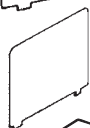

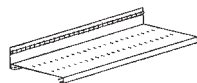
Safco® Products marketing materials are designed to be used as sales tools for our Dealer network.

Model No.	Description	W	Size H	D	Wt.	List Price
Note: Interlock mechanism included with each roll-out						
	MRF482 Roll-Out Frame (Fits 48"W cabinet) 39 1/4 filing inches For legal-size hanging folders, print-outs, etc., side-to-side format. To accommodate letter-size hanging folders, add MCM481	40 3/4"	3 3/4"	15 3/4"	18	785.00
	MRF422 Roll-Out Frame (Fits 42"W cabinet) 34 filing inches To accommodate letter-size folders, add MCM421	35 3/4"	3 3/4"	15 3/4"	17	794.00
	MRF362 Roll-Out Frame (Fits 36"W cabinet) 28 filing inches. To accommodate letter-size folders, add MCM361	29 3/4"	3 3/4"	15 3/4"	15	765.00
	MCM Cross-Member (front-to-back) Creates separations within Roll-Out Frame for filing front to back	1 1/2"	3/4"	15 3/4"	1	102.00
	MCM481 Cross-Member (side-to-side) (Fits MRF482) For filing letter-size hanging folders side-to-side	40 3/4"	3/4"	1 1/2"	2	299.00
	MCM421 Cross-Member (side-to-side) (Fits MRF422)	35 3/4"	3/4"	1 1/2"	2	269.00
	MCM361 Cross-Member (side-to-side) (Fits MRF362)	29 3/4"	3/4"	1 1/2"	2	231.00
	MRP482 Roll-Out Frame for Pendaflex Fits 48"W cabinet Includes 2 Cross-Members; provides 3 rows of letter-size Pendaflex (45 filing inches)	40 3/4"	3 3/4"	15 3/4"	20	1,050.00
	MRP422 Roll-Out Frame for Pendaflex Fits 42"W cabinet Includes 2 Cross-Members; provides 2 rows of letter-size Pendaflex (30 filing inches)	35 3/4"	3 3/4"	15 3/4"	19	1,018.00
	MRP362 Roll-Out Frame for Pendaflex Fits 36"W cabinet Includes 2 Cross-Members; provides 2 rows of letter-size Pendaflex (30 filing inches)	29 3/4"	3 3/4"	15 3/4"	17	905.00
	MRD482 Roll-Out Drawer with Dividers Fits 48"W cabinet For storage of diskettes, other media 3 dividers provided (adjust on 1/4" increments)	40 3/4"	3 3/4"	15 3/4"	27	1,260.00
(125# capacity)		Interior: 39"	—	15 1/8"		
	MRD422 Roll-Out Drawer with Dividers Fits 42"W cabinet	35 3/4"	3 3/4"	15 3/4"	25	1,198.00
		Interior: 33 3/4"	—	15 1/8"		
	MRD362 Roll-Out Drawer with Dividers (Fits 36"W cabinet)	29 3/4"	3 3/4"	15 3/4"	23	1,130.00
		Interior: 27 3/4"	—	15 1/8"		
	MDV Set of 3 Extra Dividers For Roll-Out Drawers		—		3.3	152.00

Office Suites
Seating
Tables & Desks
Meeting Essentials
Personal Organization
Ergonomics
High Density Storage
Storage & Filing
Facilities
Technology Furniture
Art & Engineering
K-12 Education
SAFE Collection Addendum

File Harbor Cabinet Components - Master Shelf

Model No.	Description	W	Size H	D	Wt.	List Price
MOS48	42" Master Shelf Fits 48"W cabinet To build 41"W file organizing system; accepts shelf supports, dividers, in 1" increments	42"	5 1/4"	14 3/4"	12	443.00
MOS42	37" Master Shelf Fits 42" cabinet Same as above except builds 36"W organizing system	36 3/4"	5 1/4"	14 3/4"	11	432.00
MOS36	31" Master Shelf Fits 36" cabinet Same as above except builds 30"W organizing system	30 3/4"	5 1/4"	14 3/4"	9	401.00
SS12LC	Shelf Support Supports shelves (below) on 1/2" vertical increments; mounts on Master Shelf (Not compatible with MS48/MS36 shelves)	—	12"	12"	1.5	53.00
D09GS03	Dividers - package of 3 To separate binders, manuals, etc.	—	9"	13 1/2"	6.9	112.00
D09GS10	Dividers - package of 10	—	9"	13 1/2"	23	369.00



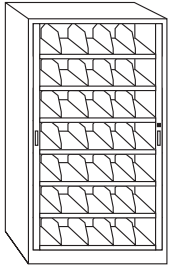
Kwik Shelf® Shelving System

- Shelves fit between Shelf Supports to create sorting or storage pockets for paper, forms or other media
- Each shelf locks firmly in place, yet removes quickly for easy reconfiguration
- Shelves are 18-gauge

Width	Depth	Wt. per shelf	6-Shelf Package	
			Model No.	List Price
4"	12"	.5	0412P06	139.00
5"	12"	.75	0512P06	149.00
6"	12"	.75	0612P06	154.00
7"	12"	1.0	0712P06	162.00
8"	12"	1.05	0812P06	191.00
9"	12"	1.05	0912P06	210.00
10"	12"	1.15	1012P06	222.00
11"	12"	1.25	1112P06	235.00
12"	12"	1.4	1212P06	238.00
14"	12"	2.3	1412P06	326.00
16"	12"	2.8	1612P06	376.00

To increase filing density, File Harbor Cabinets can also mount to the Kwik-Track system creating either a bi-file or tri-file lateral sliding cabinet system. In either configuration, the rear of the cabinets are stationary with cabinets in front mounted into a sliding carriage on a track mounted to the floor.

- Heavy-duty aluminum track construction supports 3,500 lbs. per carriage
- Anti-tip arm built into base for stability and easy installation
- Systems are complete with pre-configured cabinets and track systems
- Track system has a Brushed Aluminum finish
- Floor mounting hardware included
- Track adds 2³/₄" to overall height of system
- Dividers included



8342A3 cabinet

Model No.	Description	Dimensions	Wt.	LFI	List Price
36" W options use 8336A3 cabinets					
FH3621	2/1 System	78"W x 38 ¹ / ₂ " D x 85"H	905	651"	18,468.00
FH3632	3/2 System	116"W x 38 ¹ / ₂ " D x 85"H	1,520	1085"	31,711.00
FH3643	4/3 System	156"W x 38 ¹ / ₂ " D x 85"H	2,135	1519"	44,363.00
42" W options use 8342A3 cabinets					
FH4232	3/2 System	116"W x 59 ¹ / ₄ " D x 85"H	2,170	1519"	46,893.00
FH36433	4/3 System	156"W x 59 ¹ / ₄ " D x 85"H	3,110	2170"	66,691.00
48" W options use 8348A3 cabinets					
FH48433	4/3 System	198"W x 59 ¹ / ₄ " D x 85"H	3,700	2940"	79,729.00
912089R	Master Key for above Cabinet Systems	—	1		91.00



2/1 - 2 Rows; 2 Fixed, 1 Movable, 38¹/₂" D



3/2 - 2 Rows; 3 Fixed, 2 Movable, 38¹/₂" D



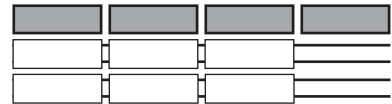
4/3 - 2 Rows; 4 Fixed, 3 Movable, 38¹/₂" D



2/1/1 - 3 Rows; 2 Fixed, 2 Movable, 59¹/₄" D

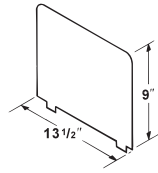


3/2/2 - 3 Rows; 3 Fixed, 4 Movable, 59¹/₄" D



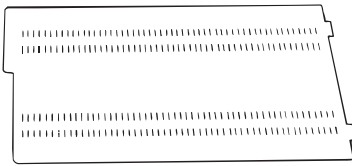
4/3/3 - 3 Rows; 4 Fixed, 6 Movable, 59¹/₄" D

- Separate binders or other media
- Place on adjustable master shelves or cabinet bottom on 1" horizontal increments



Model No.	Wt./Cartons	List Price
D09GS03 (3)	6.9 lbs. / 1 ctn.	112.00
D09GS10 (10)	23 lbs. / 1 ctn.	369.00

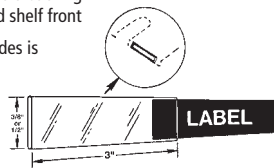
Forms/Storage Cabinets - Shelf Supports



- Not needed at sides of cabinet where shelf support is built in
- Place on cabinet bottom or adjustable master shelves on 1" horizontal increments

Label Holders

- Transparent Label Holders have a self-adhesive, magnetic, or velcro backing and fit securely on beveled shelf front
- A blank insert with four sides is included
- Package of 20



Model No.	Height	Depth	For Shelf Depth of	Wt.	List Price
SS24LM01	21"	11 1/4"	12"	4.7	81.00
SS24GM01	21"	14"	15"	5.3	99.00
SS33LM01	30"	11 1/4"	12"	6	91.00
SS33GM01	30"	14"	15"	7	117.00
SS41LM01	38"	11 1/4"	12"	7.3	113.00
SS41GM01	38"	14"	15"	8.4	131.00
SS48LM01	45"	11 1/4"	12"	8.4	131.00
SS48GM01	45"	14"	15"	9.7	159.00
SS65LS101	57"	11 1/4"	12"	10.6	174.00
SS65GS101	57"	14"	15"	12.3	251.00
SS80LS101	72"	11 1/4"	12"	13	237.00
SS80GS101	72"	14"	15"	15	300.00

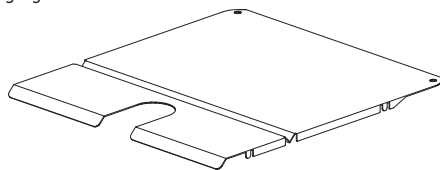
Model No.	Description	Width	Height	Wt.	List Price
90145	Self-adhesive	3"	3/8"	1 oz.	49.00
911785	Magnetic	3"	1/2"	3 oz.	73.00
922VEL	Velcro	3"	1/2"	3 oz.	4.00

Forms/Storage Cabinets - Shelves

Contact your local Safco Sales Rep Group to discuss space planning specific application, obtain prior approval and quote.

Kwik-Shelf® Shelving System

- Shelves fit between Shelf Supports to create sorting or storage pockets for paper, forms or other media
- Each shelf locks firmly in place, yet removes quickly for easy reconfiguration
- Shelves are 20-gauge



6-Shelf Package

Model No.	Width	Depth	Wt. per shelf	List Price
0412P06	4"	12"	.5	139.00
0512P06	5"	12"	.75	149.00
0515P06	5"	15"	1.0	155.00
0612P06	6"	12"	.75	154.00
0712P06	7"	12"	1.0	162.00
0812P06	8"	12"	1.05	191.00
0912P06	9"	12"	1.05	210.00
0915P06	9"	15"	2.0	238.00
1012P06	10"	12"	1.15	222.00
1015P06	10"	15"	1.5	254.00
1112P06	11"	12"	1.25	235.00
1115P06	11"	15"	1.65	255.00
1212P06	12"	12"	1.4	238.00
1215P06	12"	15"	1.75	267.00
1412P06	14"	12"	2.3	326.00
1415P06	14"	15"	2.75	353.00
1515P06	15"	15"	2.9	394.00
1612P06	16"	12"	2.8	376.00
1615P06	16"	15"	3.0	412.00

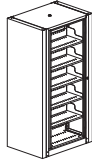
ARC™ Rotary File & Empty Cabinet

Safco® Products marketing materials are designed to be used as sales tools for our Dealer network.

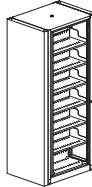
The ARC™ Rotary File is a double faced unit that rotates easily to provide access to both sides. Using our flexible cantilever style shelving, the ARC provides the most unobstructed filing inches per level and the easiest installation possible. The Complete Starter includes everything needed to house a filing system including the specified number of shelves and dividers. See page 10 Corporate Color Program, paint colors and laminates or go to Safco website to view color swatches.

- Allow 5¼" (letter depth) or 6½" (legal depth) clearance from wall for rotating carriage
- Empty units can be configured in endless variations for mixed media storage solutions
- Alley clearance needed 36"
- Shelves adjust on 1½" H increments; 120 lb. weight capacity per shelf
- Complete Units are ideal for storing color-coded filing
- To order a fully assembled unit, add the letter "B" after the letter "C" in the part number (e.g. ARCB24403S)
- ARC top is unfinished. Work surfaces are available - see page 184
- Complete units have slotted shelves with two (2) file dividers per 24" wide shelf; three (3) file dividers per 30" wide shelf
- S: Starter, A: Adder
- Standard Lock on all cabinets comes keyed alike
- Adder units attach to either right or left side of starter unit

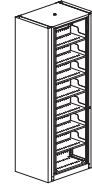
PRECONFIGURED IDEA STARTERS



Model No.	W	D	H	Wt.	Knockdown List Price	Assembled Model No.	Assembled List Price "B"
6-Tier Complete							
Letter (288 LFI)							
ARC24726S	37¼"	26¼"	73"	403	5,519.00	ARCB24726S	6,292.00
ARC24726A	31¾"	26¼"	73"	347	5,061.00	ARCB24726A	5,833.00
Legal (360 LFI)							
ARC30726S	46"	32¼"	73"	542	6,974.00	ARCB30726S	7,755.00
ARC30726A	39¼"	32¼"	73"	478	6,426.00	ARCB30726A	7,217.00



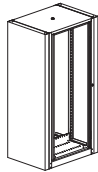
7-Tier Complete							
Letter (336 LFI)							
ARC24827S	37¼"	26¼"	83½"	427	6,249.00	ARCB24827S	7,035.00
ARC24827A	31¾"	26¼"	83½"	365	5,742.00	ARCB24827A	6,524.00
Legal (420 LFI)							
ARC30827S	46"	32¼"	83½"	588	7,750.00	ARCB30827S	8,523.00
ARC30827A	39¼"	32¼"	83½"	516	6,991.00	ARCB30827A	7,908.00




8-Tier Complete							
Letter (384 LFI)							
ARC24938S	37¼"	26¼"	94"	478	7,013.00	N/A	N/A
ARC24938A	31¾"	26¼"	94"	408	6,463.00	N/A	N/A
Legal (480 LFI)							
ARC30938S	46"	32¼"	94"	632	8,555.00	N/A	N/A
ARC30938A	39¼"	32¼"	94"	550	7,958.00	N/A	N/A

ARC™ Rotary File - Empty Cabinet


See page 10 for Safco Corporate Color Program, Laminates and Paint colors or go to Safco website to view color swatches
Contact your local Safco Sales Rep Group to discuss space planning specific application, obtain prior approval and quote.



Model No.	W	D	H	Wt.	Knockdown List Price	Assembled Model No.	Assembled List Price "B"
6-Tier Empty							
Letter							
ARC24726ES	37¼"	26¼"	73"	303	4,295.00	ARCB24726ES	5,053.00
ARC24726EA	31¾"	26¼"	73"	247	3,852.00	ARCB24726EA	4,704.00
Legal							
ARC30726ES	46"	32¼"	73"	399	5,297.00	ARCB30726ES	6,182.00
ARC30726EA	39¼"	32¼"	73"	335	4,861.00	ARCB30726EA	5,644.00



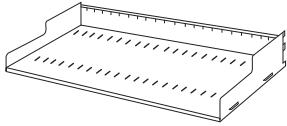
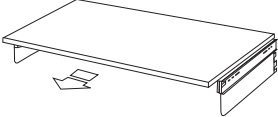
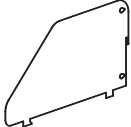
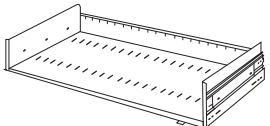
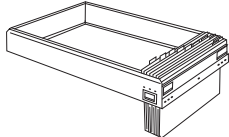
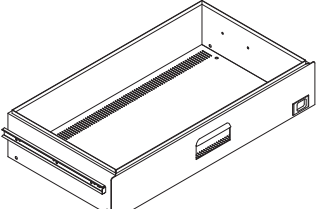
7-Tier Empty							
Letter							
ARC24827ES	37¼"	26¼"	83½"	323	4,912.00	ARCB24827ES	5,529.00
ARC24827EA	31¾"	26¼"	83½"	261	4,407.00	ARCB24827EA	5,036.00
Legal							
ARC30827ES	46"	32¼"	83½"	423	5,930.00	ARCB30827ES	6,634.00
ARC30827EA	39¼"	32¼"	83½"	351	5,343.00	ARCB30827EA	6,053.00



8-Tier Empty							
Letter							
ARC24938ES	37¼"	26¼"	94"	345	5,470.00	N/A	N/A
ARC24938EA	31¾"	26¼"	94"	275	4,935.00	N/A	N/A
Legal							
ARC30938ES	46"	32¼"	94"	437	6,648.00	N/A	N/A
ARC30938EA	39¼"	32¼"	94"	355	5,934.00	N/A	N/A

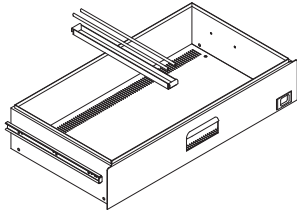
• Not available assembled

Contact your local Safco Sales Rep Group to discuss space planning specific application, obtain prior approval and quote.

	Model No.	W	H	D	Wt.	List Price
	Slotted Shelves (SLF)					
	ARC2412SLF	24"	6"	12"	8	111.00
	ARC3015SLF	30"	6"	15"	12	135.00
	Pull Out Reference Shelves (RS)					
	ARC2412RS	24"	—	12"	20	464.00
	ARC3015RS	30"	—	15"	23	486.00
	Adjustable File Dividers(DV) – Standard Pack of 6					
	F12DV6	—	6"	12"	6	67.00
	F15DV6	—	6"	15"	7.5	76.00
	Rollout Shelves (ROSFL)					
	ARC2412ROSFL	24"	6"	12"	22	464.00
	ARC3015ROSFL	30"	6"	15"	25	528.00
Note: When ordering rollout accessories, Upright Rollout Supports must be ordered for each side of the ARC™ Rotary File with installed rollout accessories. (See page 176)						
	Rollout Hanging Frames (ROHF)					
	ARC2412ROHF	24"	—	12"	12.5	464.00
	ARC3015ROHF	30"	—	15"	13.5	484.00
Note: When ordering rollout accessories, Upright Rollout Supports must be ordered for each side of the ARC™ Rotary File with installed rollout accessories. (See page 176)						
	Rollout Drawers (ROD)					
	Model No.		H	D	Wt.	List Price
	ARC2412ROD105		10½"	12"	32	552.00
	ARC3015ROD105		10½"	15"	36	589.00
	ARC2412ROD120		12"	12"	37	600.00
ARC3015ROD120		12"	15"	41	643.00	

Note: When ordering rollout accessories, **Upright Rollout Supports** must be ordered for each side of the ARC™ Rotary File with installed rollout accessories. (See below)

Contact your local Safco Sales Rep Group to discuss space planning specific application, obtain prior approval and quote.



Converter Bar (CB)

Use with rollout drawers or hanging frame kits
To file front-to-back, use the following converter bars:

- Sold individually, not in pairs


Model No.	D	Wt.	List Price
ARC12CB	12"	1	101.00
ARC15CB	15"	1	108.00

Upright Rollout Supports (sold in pairs)

Required on each side of ARC™ Rotary File with Rollout Components

Model No.	Description	List Price
URS6	6-Tier Supports	132.00
URS7	7-Tier Supports	132.00
URS8	8-Tier Supports	132.00

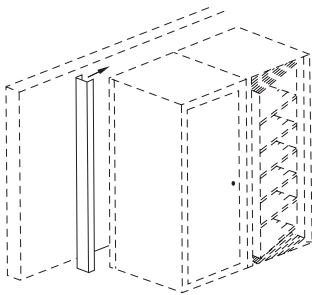
Order 2 pair if filling both sides of the cabinet.



Center Panels (CP)

Used as security or privacy panel between front and back sections of cabinet.

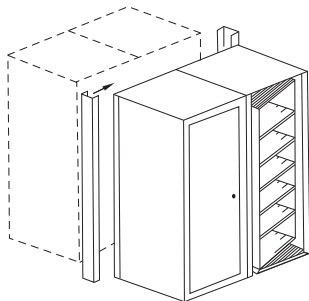
Model No.	W	H	Wt.	List Price
ARC2472CP	23"	6-tier	19	269.00
ARC3072CP	29"	6-tier	24	285.00
ARC2482CP	23"	7-tier	22	290.00
ARC3082CP	29"	7-tier	28	312.00
ARC2493CP	23"	8-tier	25	336.00
ARC3093CP	29"	8-tier	32	363.00



Wall Closure Strips (WCS)

Closes space between ARC™ unit and wall. Letter: 5 1/4", Legal: 6 1/2".

Model No.	Size	H	Wt.	List Price
ARC2472WCS	LTR	6-tier	18	151.00
ARC3072WCS	LGL	6-tier	20	151.00
ARC2482WCS	LTR	7-tier	23	181.00
ARC3082WCS	LGL	7-tier	28	177.00
ARC2493WCS	LTR	8-tier	27	210.00
ARC3093WCS	LGL	8-tier	30	210.00

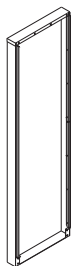


Back-to-Back Closure Strips (BTB)

Used to enclose the space between two ARC™ units when placed back-to-back.
Letter: 10 1/2", Legal: 13".

Model No.	Size	H	Wt.	List Price
ARC2472BTB	LTR	6-tier	32	181.00
ARC3072BTB	LGL	6-tier	32	181.00
ARC2482BTB	LTR	7-tier	40	210.00
ARC3082BTB	LGL	7-tier	40	206.00
ARC2493BTB	LTR	8-tier	48	233.00
ARC3093BTB	LGL	8-tier	48	238.00

Contact your local Safco Sales Rep Group to discuss space planning specific application, obtain prior approval and quote.

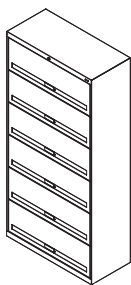


End Panel Assemblies (EP)

Model No.	Size	H	Wt.	List Price
ARC2472EP	LTR	6-tier	29	731.00
ARC3072EP	LGL	6-tier	33	837.00
ARC2482EP	LTR	7-tier	32	837.00
ARC3082EP	LGL	7-tier	37	849.00
ARC2493EP	LTR	8-tier	36	914.00
ARC3093EP	LGL	8-tier	42	994.00

Flip-N-File™ Cabinet

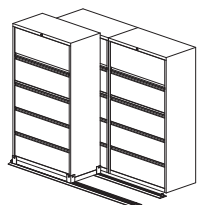
- The Flip-n-File™ Cabinet comes fully assembled and ready to use.
- Shelves are fixed with a 9³/₄" H clearance between shelves
- 120 lb. load capacity per shelf
- Inside width dimension of each shelf is 34"
- Accommodates letter or legal filing
- All units come with 4 file dividers per shelf
- Additional dividers are available
- Lock is located at the top of the cabinet
- Standard Finishes: Pebble Gray, Sand Beige and Black Only
- Inside depth is 15¹/₁₆"



Model No.	Description	W	Size H	D	Wt.	List Price	List Price Add "K" Suffix Keyed Alike
FFD5	5 Tier with Doors	36"	63 ¹ / ₂ "	17"	160	3,721.00	3,747.00
FFD6	6 Tier with Doors	36"	75 ¹ / ₄ "	17"	186	4,123.00	4,067.00
FFD7	7 Tier with Doors	36"	87"	17"	212	4,753.00	4,856.00
FFD	Additional Dividers					3.00	-
FFDMK	Master Key				1	34.00	-

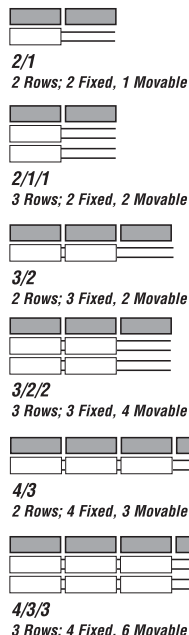
Note: For keyed alike cabinets, add a "K" to the end of the model number. See final column for keyed alike pricing (with door only).

Flip-N-File™ Cabinets on Kwik-Track



To increase filing density, Flip-n-File™ shelving can also mount to Kwik-Track systems creating either a bi-file or tri-file sliding shelving system. In either configuration, the rear row of cabinets are stationary with cabinets in front mounted on a sliding carriage on a track mounted to floor.

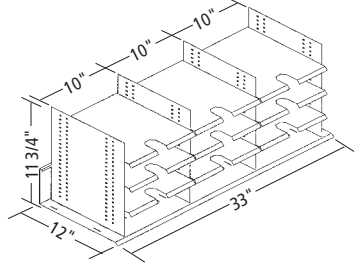
- Heavy-duty aluminum track construction supports 3,500 lbs. per carriage
- Anti-tip built into base for stability and easy installation
- Systems are complete with cabinets and track. Four dividers per shelf are included
- Track system has a Brushed Aluminum finish. Floor mounting hardware included
- Track adds 2³/₄" to overall height of system
- All configurations below have doors



Model No.	Description	Dimensions	Wt.	List Price	List Price Add "K" Suffix Keyed Alike
5-Tier Cabinet 36"D					
FF521	2/1 5-Tier Cabinet	78"W x 36"D x 66 ¹ / ₄ "H	505	12,854.00	-
FF532	3/2 5-Tier Cabinet	116"W x 36"D x 66 ¹ / ₄ "H	840	-	22,281.00
FF543	4/3 5-Tier Cabinet	156"W x 36"D x 66 ¹ / ₄ "H	1,165	30,418.00	-
5-Tier Cabinet 56"D					
FF5322	3/2/2 5-Tier Cabinet	116"W x 56"D x 66 ¹ / ₄ "H	1,150	33,050.00	-
6-Tier Cabinet 36"D					
FF621	2/1 6-Tier Cabinet	78"W x 36"D x 78"H	583	14,404.00	-
FF632	3/2 6-Tier Cabinet	116"W x 36"D x 78"H	970	24,099.00	24,326.00
6-Tier Cabinet 56"D					
FF6322	3/2/2 6-Tier Cabinet	116"W x 56"D x 78"H	1,332	35,671.00	36,102.00
7-Tier Cabinet 36"D					
FF721	2/1 7-Tier Cabinet	78"W x 36"D x 89 ³ / ₄ "H	661	-	16,524.00
FF732	3/2 7-Tier Cabinet	116"W x 36"D x 89 ³ / ₄ "H	1,100	26,574.00	-
FF743	4/3 7-Tier Cabinet	156"W x 36"D x 89 ³ / ₄ "H	1,529	37,174.00	37,845.00
7-Tier Cabinet 56"D					
FF7211	2/1/1 7-Tier Cabinet	78"W x 56"D x 89 ³ / ₄ "H	868	23,078.00	-
FF7322	3/2/2 7-Tier Cabinet	116"W x 56"D x 89 ³ / ₄ "H	1,514	39,803.00	-

Note: For keyed alike cabinets, add a "K" to the end of the model number. See final column for keyed alike pricing.

- Standard Finish: Pebble Gray only

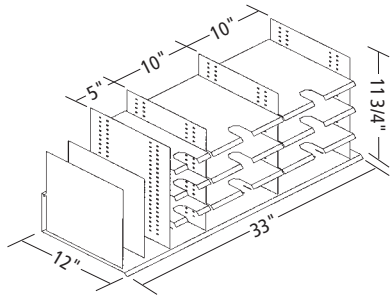


Manager's System

Provides 12 pockets, each 10"W x 12"D x 3"H (height adjustable in 1/2" increments)

Model No.	Wt./ Carton	List Price
KB3312D	33 lbs./ 1	686.00

- Standard Finish: Pebble Gray only



Administrator's System

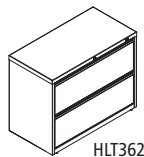
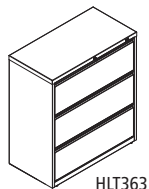
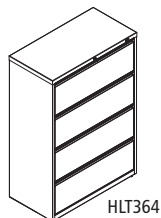

Provides eight 10"W x 12"D x 3"H and four 5"W x 12"D x 3"H pockets (height adjustable in 1/2" increments). Two dividers.

Model No.	Wt./ Carton	List Price
KB3312E	33 lbs. / 1	768.00



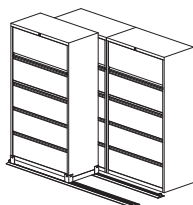


- Full drawer extension on steel ball bearing telescoping slides
- All units feature anti-tipping drawer interlock system that allows only one drawer open at a time
- Full width recessed designer drawer pulls
- Side-to-side rails support letter, legal and/or A4 filing
- Top drawer of 5 Drawer Lateral is a roll out shelf
- Extendable posting shelf between third and fourth drawer on 5 Drawer Laterals
- All files ship keyed random
- Features adjustable leveling glides
- Counter weight included to meet ANSI/BIFMA stability requirements
- Optional front-to-back filing rails available (4-pk.), Black only
- Optional divider kit available (10 pk.) Black only
- Available in Black, Medium Tone, Desert Sage, and Mist

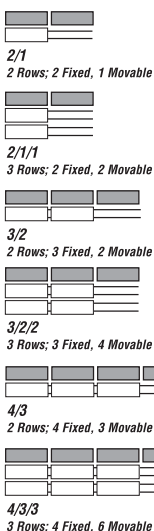


Model No.	Description	Dimensions	Wt.	List Price
5 Drawer Lateral Files				
HLT425	42"W, 5 Drawer Lateral File	42"W x 18 ⁵ / ₈ "D x 67 ⁵ / ₈ "H	230	2,986.00
HLT365	36"W, 5 Drawer Lateral File	36"W x 18 ⁵ / ₈ "D x 67 ⁵ / ₈ "H	202	2,977.00
HLT305	30"W, 5 Drawer Lateral File	30"W x 18 ⁵ / ₈ "D x 67 ⁵ / ₈ "H	179	2,619.00
4 Drawer Lateral Files				
HLT424	42"W, 4 Drawer Lateral File	42"W x 18 ⁵ / ₈ "D x 52 ¹ / ₂ "H	195	2,501.00
HLT364	36"W, 4 Drawer Lateral File	36"W x 18 ⁵ / ₈ "D x 52 ¹ / ₂ "H	174	2,216.00
HLT304	30"W, 4 Drawer Lateral File	30"W x 18 ⁵ / ₈ "D x 52 ¹ / ₂ "H	148	1,923.00
3 Drawer Lateral Files				
HLT423	42"W, 3 Drawer Lateral File	42"W x 18 ⁵ / ₈ "D x 40 ¹ / ₄ "H	173	1,916.00
HLT363	36"W, 3 Drawer Lateral File	36"W x 18 ⁵ / ₈ "D x 40 ¹ / ₄ "H	153	1,782.00
HLT303	30"W, 3 Drawer Lateral File	30"W x 18 ⁵ / ₈ "D x 40 ¹ / ₄ "H	133	1,626.00
2 Drawer Lateral Files				
HLT422	42"W, 2 Drawer Lateral File	42"W x 18 ⁵ / ₈ "D x 28"H	144	1,719.00
HLT362	36"W, 2 Drawer Lateral File	36"W x 18 ⁵ / ₈ "D x 28"H	123	1,471.00
HLT302	30"W, 2 Drawer Lateral File	30"W x 18 ⁵ / ₈ "D x 28"H	101	1,231.00
Optional Accessories				
HLTFBR4	Front-to-Back Filing rails (4 pk.)	1 ³ / ₁₆ "W x 15 ³ / ₄ "D x 3 ³ / ₄ "H	2.5	88.00
HLTDV10	Divider kit (10 pk.)	5 ¹ / ₂ "W x 13 ¹ / ₂ "D x 1"H	8.5	148.00
HMKEY	Master Key	-	-	18.00

Lateral Files on Kwik-Track



- To increase filing density, lateral files can also mount to Kwik-Track. In either configuration, the rear row of cabinets are stationary with cabinets in front mounted on a sliding carriage on a track mounted to the floor.
- Track and carriage adds 2³/₄" to height of overall system



Model No.	Description	Dimensions	Wt.	List Price
36"W 5 Drawer Lateral Files on Kwik-Track				
LATH36521	2/1 Lateral 36"L/5 Drawer System	78"W x 40"D	651	11,195.00
LATH365211	2/1/1 Lateral 36"L/5 Drawer System	78"W x 61 ¹ / ₂ "D	888	16,477.00
LATH36532	3/2 Lateral 36"L/5 Drawer System	116"W x 40"D	1,087	17,910.00
LATH365322	3/2/2 Lateral 36"L/5 Drawer System	116"W x 61 ¹ / ₂ "D	1,568	28,460.00
LATH36543	4/3 Lateral 36"L/5 Drawer System	156"W x 40"D	1,521	26,507.00
LATH365433	4/3/3 Lateral 36"L/5 Drawer System	156"W x 61 ¹ / ₂ "D	2,234	41,191.00
42"W 5 Drawer Lateral Files on Kwik-Track				
LATH42521	2/1 Lateral 42"L/5 Drawer System	90"W x 40"D	740	12,047.00
LATH425211	2/1/1 Lateral 42"L/5 Drawer System	90"W x 61 ¹ / ₂ "D	1,020	17,405.00
LATH42532	3/2 Lateral 42"L/5 Drawer System	137"W x 40"D	1,238	20,224.00
LATH425322	3/2/2 Lateral 42"L/5 Drawer System	137"W x 61 ¹ / ₂ "D	1,768	30,322.00
LATH42543	4/3 Lateral 42"L/5 Drawer System	180"W x 40"D	1,728	28,496.00
LATH425433	4/3/3 Lateral 42"L/5 Drawer System	180"W x 61 ¹ / ₂ "D	2,536	43,434.00

Office Suites
Seating
Tables & Desks
Meeting Essentials
Personal Organization
Ergonomics
High Density Storage
Storage & Filing
Facilities
Technology Furniture
Art & Engineering
Education
K-12
SAFE Collection Addendum

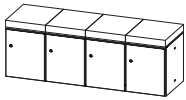
Resi® Storage - Free Standing Lockers



Safco® Products marketing materials are designed to be used as sales tools for our Dealer network.

- 36" lockers available with two 18" doors with internal dividing shelf
- Keyed (random – master key available) or Digital Locks (revolving code)
- Individual locker modules ship fully assembled
- Concealed adjustable door hinges
- Work surfaces are constructed with 1 1/2" particle board with HPL and 3mm PVC edge banding
- All steel is finished with powder coat paint (white or textured black)
- 4 leveling glides for easy alignment (per locker)
- Upholstered seat cushions for use with CC01 only, available in grade 1-3 and COM
- Ganging hardware included for front to back, side to side, and top to bottom connection
- Optional toe-kick for use with CCL18C & CCL36C

Model #	Description	Fabric Grades/ Model #	List Price Ea.	List Carton Price	Quantity Per Carton	Actual Weight	S-Parcel Billable Weight	Carton Cube	Freight Class
Resi® Storage - Free Standing Lockers									
CC01	Resi® Storage - Single Wide Bench* Locker Height: 18 1/2" Locker Upholstered Seat Height: 21 1/2" Seat Size: 60"W x 18"D Overall Size: 60"W x 18"D x 18 1/2"H (21 1/2"H with Locker Upholstery)	CC01	2,651.00	2,651.00	-	-	LTL	-	-
	Door Material Steel			Upcharge N/C					
	Lock Type Keyed Lock Digital Lock - DL (Price is Per Lock)			Upcharge N/C					
	Metal Color White Powder Coat Black Textured Powder Coat			N/C					
CCUC	Locker Upholstery* (Adds 3" to Seat Height, 4 Cushions per carton)			Upcharge	4				
	Grade 1	01	N/C	N/C					
	Grade 2	02	28.00	28.00			See pgs. 56-57 for Grades 01 - 03 fabric swatches		
	Grade 3	03	55.00	55.00					
	COM Yardage: 2 yds.	COM	28.00	28.00					

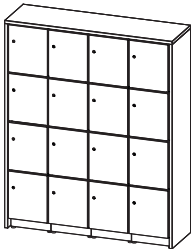


*Must order the Locker Upholstery separate when Ordering the CC01

EXAMPLE OF HOW TO ORDER LOCKER UPHOLSTERY:

Model	Fabric Grade	Fabric Color	See pgs. 56-57 for Grades 01 - 03 fabric swatches
C C U C +	0 2 +	V I 0 1	

CC06	Resi® Storage - Locker Wall Straight Overall Size: 62 1/2"W x 18 1/2"D x 77 1/2"H	CC06	9,016.00	9,016.00	-	-	LTL	-	-
	Number of Doors for 36" Lockers Double Door - DD			N/C					
	Door Material Steel			Upcharge N/C					
	Lock Type Keyed Lock Digital Lock - DL (Price is Per Lock)			Upcharge N/C					
	Metal Color White Powder Coat Black Textured Powder Coat			N/C					



PLEASE CHOOSE OPTIONS FROM BELOW:

Model	Number of Doors for 36" Lockers	Door Material	Lock Type	Metal Frame Color	High Pressure Laminate (HPL) Worksurface Color	Edge Band Worksurface Color
CC06	DD-Double Door	STE-Steel	KL-Keyed Lock DL-Digital Lock	WH-White BL-Black Textured	DSWT-Designer White CLWN-Columbian Walnut BLAK-Black FNGY-Fashion Gray FUMP-Fusion Maple AISA-Asian Sand	BK-Black DB-Dark Brown WI-Designer White IG-Ice Gray
Example:						
C C 0 6 +	D D +	S T E +	D L +	B L +	D S W T +	I G

Office Suites
Seating
Tables & Desks
Meeting Essentials
Personal Organization
Ergonomics
High Density Storage
Storage & Filing
Facilities
Technology Furniture
Art & Engineering
K-12 Education
SAFE Collection Addendum

Resi® Storage - A-Frame Workstation Lockers

Model #	Description	Fabric Grades/ Model #	List Price Ea.	List Carton Price	Quantity Per Carton	Actual Weight	S-Parcel Billable Weight	Carton Cube	Freight Class
	CC08 Resi® Storage - A-Frame Bistro/Counter w/Riser (Long) Counter Size: 75"W x 37"D Locker Surface Height: 37 3/4"H Overall Size: 105"W x 37"D x 41 1/2"H Number of Doors for 36" Lockers Double Door - DD	CC08	8,761.00	8,761.00	-	-	LTL	-	-
	Door Material Steel		N/C	N/C					
	Lock Type Keyed Lock Digital Lock - DL (Price is Per Lock)		N/C 106.00	N/C 106.00					
	Metal Frame Color White Powder Coat Black Textured Powder Coat		N/C N/C	N/C N/C					
	Upcharge								
	Upcharge								
	CC10 Resi® Storage - A-Frame Bistro/Counter w/o Riser (Long) Counter Size: 105"W x 37"D Overall Size: 105"W x 37"D x 41 1/2"H Number of Doors for 36" Lockers Double Door - DD	CC10	8,680.00	8,680.00	-	-	LTL	-	-
	Door Material Steel		N/C	N/C					
	Lock Type Keyed Lock Digital Lock - DL (Price is Per Lock)		N/C 106.00	N/C 106.00					
	Metal Frame Color White Powder Coat Black Textured Powder Coat		N/C N/C	N/C N/C					
	Upcharge								
	Upcharge								
	CC11 Resi® Storage - A-Frame Bistro/Counter w/o Riser (Short) Counter Size: 75"W x 37"D Overall Size: 75"W x 37"D x 41 1/2"H Number of Doors for 36" Lockers Double Door - DD	CC11	7,710.00	7,710.00	-	-	LTL	-	-
	Door Material Steel		N/C	N/C					
	Lock Type Keyed Lock Digital Lock - DL (Price is Per Lock)		N/C 106.00	N/C 106.00					
	Metal Frame Color White Powder Coat Black Textured Powder Coat		N/C N/C	N/C N/C					
	Upcharge								
	Upcharge								

Resi® Storage - Stand-Alone Locker Options

Resi™ Storage - Stand-Alone Locker Options									
	CCL18C Resi® Storage - 18" Single Locker Overall Size: 15"W x 18"D x 18 1/2"H Door Material Steel	CCL18C	506.00	506.00	-	-	LTL	-	-
	Lock Type Keyed Lock Digital Lock - DL (Price is Per Lock)		N/C 106.00	N/C 106.00					
	Metal Color White Powder Coat Black Textured Powder Coat		N/C N/C	N/C N/C					
	Upcharge								
	Upcharge								
	CCL36C Resi® Storage - 36" Single Locker with internal shelf between doors Overall Size: 15"W x 18"D x 36 1/2"H Number of Doors for 36" Lockers Double Door - DD	CCL36C	942.00	942.00	-	-	LTL	-	-
	Door Material Steel		N/C	N/C					
	Lock Type Keyed Lock Digital Lock - DL (Price is Per Lock)		N/C 106.00	N/C 106.00					
	Metal Color White Powder Coat Black Textured Powder Coat		N/C N/C	N/C N/C					
	Upcharge								
	CCTK Resi® Storage - Toe-Kick Option for CCL18C & CCL36C Overall Size: 15"W x 15"D x 3 3/4"H Finish: Black Textured-BL, White-WH	CCTKBL CCTKWH	76.00	76.00	-	-	LTL	-	-
	Replacement Keys								
	Replacement Key 201-300*		39.00	39.00	1	1	1	-	110
	920000462 Master Key		39.00	39.00	1	1	1	-	110


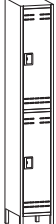





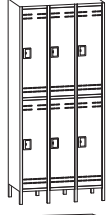




* When requesting a replacement key the lock/key number, located on the face of the lock, is required

PROP 65 These products are subject to California Proposition 65. Please visit the product detail page on our website for specific information.

Office Suites
Seating
Tables & Desks
Meeting Essentials
Personal Organization
Ergonomics
High Density Storage
Storage & Filing
Facilities
Technology Furniture
Art & Engineering
K-12 Education
SAFE Collection Addendum



Steel Lockers

Safco® Products marketing materials are designed to be used as sales tools for our Dealer network.

Model #	Description	Model #	List Price Ea.	List Carton Price	Quantity Per Carton	Actual Weight	S-Parcel Billable Weight	Carton Cube	Freight Class
Steel Lockers - Single Tier									
 5522	Single Tier Locker 12"W x 18"D x 78"H Finish: Gray-GR, Tan-TN	5522GR 5522TN	607.00	607.00	1	70	LTL	11.84	250
 5523	Double Tier Locker 12"W x 18"D x 78"H Finish: Gray-GR, Tan-TN	5523GR 5523TN	639.00	639.00	1	71	LTL	11.63	125
 5524	Six Tier Locker 12"W x 18"D x 78"H Finish: Gray-GR, Tan-TN	5524GR 5524TN	676.00	676.00	1	78	LTL	12.48	125
 5528	Ten Tier Locker 12"W x 18"D x 78"H Finish: Gray-GR, Tan-TN	5528GR 5528TN	853.00	853.00	1	71	LTL	11.84	125
 5516	Single Sloped Metal Locker Hood Addition 12"W x 18"D x 6"H	5516GR 5516TN	71.00	71.00	1	6.2	6.2	0.48	150
 5519	Single Continuous Metal Locker Base Addition 11¾"W x 16"D x 5¾"H	5519GR 5519TN	71.00	71.00	1	6.2	6.2	0.45	150
Steel Lockers - 3 Column									
 5525	Single Tier Locker - 3 Column 36"W x 18"D x 78"H Finish: Gray-GR, Tan-TN	5525GR 5525TN	1,423.00	1,423.00	1	177	LTL	32.85	250
 5526	Double Tier Locker - 3 Column 36"W x 18"D x 78"H Finish: Gray-GR, Tan-TN	5526GR 5526TN	1,565.00	1,565.00	1	216	LTL	33.32	125
 5527	Six Tier Locker - 3 Column 36"W x 18"D x 78"H Finish: Gray-GR, Tan-TN	5527GR 5527TN	1,702.00	1,702.00	1	243	LTL	36.94	125
 5529	Ten Tier Locker - 3 Column 36"W x 18"D x 78"H Finish: Gray-GR, Tan-TN	5529GR 5529TN	2,310.00	2,310.00	1	243	LTL	36.94	125
 5518	Triple Sloped Metal Locker Hood Addition 36"W x 18"D x 6"H	5518GR 5518TN	141.00	141.00	1	13.7	13.7	1.36	150
 5520	Triple Continuous Metal Locker Base Addition 35"W x 16"D x 5¾"H	5520GR 5520TN	141.00	141.00	1	13.7	13.7	1.25	150

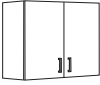














Office Suites
Seating
Tables & Desks
Meeting Essentials
Personal Organization
Ergonomics
High Density Storage
Storage & Filing
Facilities
Technology Furniture
Art & Engineering
K-12 Education
SAFE Collection Addendum

Steel Storage Cabinets



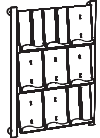

	Model #	Description	Model #	List Price Ea.	List Carton Price	Quantity Per Carton	Actual Weight	S-Parcel Billable Weight	Carton Cube	Freight Class	
	Steel Storage Cabinets										
	5530	Steel Storage Cabinet 27"H Wall Mountable 30"W x 18"D x 27"H Finish: Gray-GR, Tan-TN	5530GR 5530TN	788.00	788.00	1	76.8	LTL	12.2	125	
	5532										
		Steel Storage Cabinet - 72"H 30"W x 18"D x 72"H Finish: Gray-GR, Tan-TN	5532GR 5532TN	1,450.00	1,450.00	1	139	LTL	27.26	250	

Hospitality Cabinets













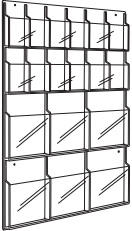



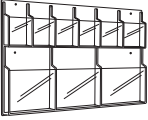



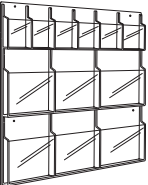



Safco® Products marketing materials are designed to be used as sales tools for our Dealer network.

	Model #	Description	Model #	List Price Ea.	List Carton Price	Quantity Per Carton	Actual Weight	S-Parcel Billable Weight	Carton Cube	Freight Class
Hospitality Cabinets										
	1700 	Hospitality Wall Cabinet Overall: 36"W x 15"D x 30"H Finish: Asian Night/Black-AN, Mahogany/Rustic Slate-MH	1700AN 1700MH	897.00	897.00	1	86	LTL	3.91	65
	1701 	Hospitality 2 Door/1 Drawer Base Cabinet Countertop: 36"H, Overall: 36"W x 25"D x 39"H Finish: Asian Night/Black-AN, Mahogany/Rustic Slate-MH	1701AN 1701MH	1,744.00	1,744.00	1	152	LTL	5.97	65
	1702 	Hospitality 2 Door Base Cabinet Countertop: 36"H, Overall: 36"W x 25"D x 39"H Finish: Asian Night/Black-AN, Mahogany/Rustic Slate-MH	1702AN 1702MH	1,631.00	1,631.00	1	154	LTL	5.97	65
	1703 	Hospitality 3 Drawer Base Cabinet Countertop: 36"H, Overall: 36"W x 25"D x 39"H Finish: Asian Night/Black-AN, Mahogany/Rustic Slate-MH	1703AN 1703MH	2,025.00	2,025.00	1	182	LTL	5.97	65
	1704 	Hospitality Waste Management Base Cabinet Countertop: 36"H, Overall: 36"W x 25"D x 39"H Finish: Asian Night/Black-AN, Mahogany/Rustic Slate-MH	1704AN 1704MH	1,531.00	1,531.00	1	121	LTL	4.7	65
	9669 	Rectangular Rigid Plastic Liner 36 Gallon Capacity	9669	228.00	228.00	1	11	49	4.53	250
	1705 	Hospitality Appliance Base Cabinet Countertop: 36"H, Overall: 36"W x 25"D x 39"H Finish: Asian Night/Black-AN, Mahogany/Rustic Slate-MH	1705AN 1705MH	1,770.00	1,770.00	1	138	LTL	5.06	65
	1706 	Hospitality Appliance Hutch Cabinet Overall: 36"W x 18"D x 48"H Finish: Asian Night/Black-AN, Mahogany/Rustic Slate-MH	1706AN 1706MH	896.00	896.00	1	90	LTL	4.54	65

Luxe™ Literature Displays

	4133SL 	Luxe™ 3 Pocket Display 3 Magazine or 6 Pamphlet 31¾"W x 5"D x 15¼"H Finish: Silver-SL	4133SL	185.00	185.00	1	6	10	0.94	125
	4134SL 	Luxe™ 9 Pocket Display 9 Magazine or 18 Pamphlet 31¾"W x 5"D x 41"H Finish: Silver-SL	4134SL	456.00	456.00	1	15	24	2.0	125

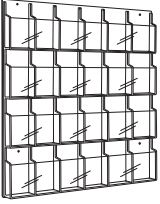



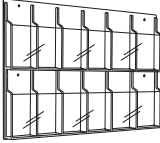



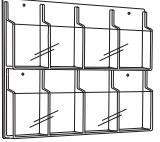



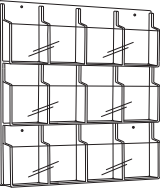



Reveal™ Literature Displays

Model #	Description	Model #	List Price Ea.	List Carton Price	Quantity Per Carton	Actual Weight	S-Parcel Billable Weight	Carton Cube	Freight Class
Reveal™ Literature Displays									
	5602CL Reveal™ Display - 12 Magazine 30"W x 2"D x 49"H Finish: Clear-CL   	5602CL	579.00	579.00	1	13	42	3.96	250
	5603CL Reveal™ Display - 9 Magazine 30"W x 2"D x 36¾"H Finish: Clear-CL   	5603CL	517.00	517.00	1	12	32	3.06	250
	5607CL Reveal™ Display - 6 Magazine 30"W x 2"D x 24½"H Finish: Clear-CL   	5607CL	422.00	422.00	1	7	23	2.01	250
	5600CL Reveal™ Display - 6 Magazine/12 Pamphlet 30"W x 2"D x 45"H Finish: Clear-CL   	5600CL	553.00	553.00	1	12	39	3.7	250
	5605CL Reveal™ Display - 3 Magazine/6 Pamphlet 30"W x 2"D x 22½"H Finish: Clear-CL   	5605CL	390.00	390.00	1	6	21	1.84	250
	5606CL Reveal™ Display - 6 Pamphlet/6 Magazine 30"W x 2"D x 34¾"H Finish: Clear-CL   	5606CL	513.00	513.00	1	9	31	2.7	250

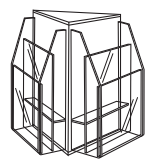
Office Suites
Seating
Tables & Desks
Meeting Essentials
Personal Organization
Ergonomics
High Density Storage
Storage & Filing
Facilities
Technology Furniture
Art & Engineering
K-12 Education
SAFE Collection Addendum



Reveal™ Literature Displays

Safco® Products marketing materials are designed to be used as sales tools for our Dealer network.


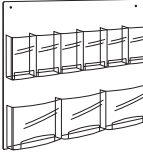
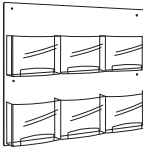

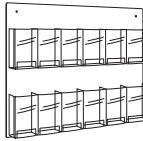
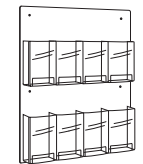
Model #	Description	Model #	List Price Ea.	List Carton Price	Quantity Per Carton	Actual Weight	S-Parcel Billable Weight	Carton Cube	Freight Class
Reveal™ Literature Displays									
	5601CL Reveal™ Display - 24 Pamphlet 30"W x 2"D x 41"H Finish: Clear-CL	5601CL	546.00	546.00	1	10	35	3.52	250
	  								
	5604CL Reveal™ Display - 12 Pamphlet 30"W x 2"D x 30"H Finish: Clear-CL	5604CL	349.00	349.00	1	5	20	1.83	250
	  								
	5608CL Reveal™ Display - 8 Pamphlet 20½"W x 2"D x 20½"H Finish: Clear-CL	5608CL	353.00	353.00	1	4	14	1.31	250
	  								
	5610CL Reveal™ Display - 12 Booklet 30"W x 2"D x 30"H Finish: Clear-CL	5610CL	456.00	456.00	1	9	27	2.31	250
	  								

Reveal™ Tabletop Displays





Reveal™ Tabletop Displays									
5698CL	Reveal™ Tabletop Display, Triangle - 6 Magazine 15"W x 15"D x 14"H Finish: Clear-CL	5698CL	285.00	285.00	1	11	30	2.72	150
	 								

Office Suites
Seating
Tables & Desks
Meeting Essentials
Personal Organization
Ergonomics
High Density Storage
Storage & Filing
Facilities
Technology Furniture
Art & Engineering
K-12 Education
SAFE Collection Addendum

Model #	Description	Model #	List Price Ea.	List Carton Price	Quantity Per Carton	Actual Weight	S-Parcel Billable Weight	Carton Cube	Freight Class	
Clear2c™ Literature Displays										
	5665CL Clear2c™ Display - 9 Magazine 29"W x 3"D x 36"H Finish: Clear-CL	5665CL	419.00	419.00	1	15	30	2.59	150	
		5666CL Clear2c™ Display - 3 Magazine/6 Pamphlet 29"W x 3"D x 23½"H Finish: Clear-CL	5666CL	319.00	319.00	1	10	21	1.91	150
		5667CL Clear2c™ Display - 6 Magazine 28¾"W x 3"D x 23½"H Finish: Clear-CL	5667CL	286.00	286.00	1	9	21	1.94	150
		5668CL Clear2c™ Display - 6 Magazine/6 Pamphlet 29"W x 3"D x 36"H Finish: Clear-CL	5668CL	428.00	428.00	1	14	30	2.59	150
		5671CL Clear2c™ Display - 12 Pamphlet 28¾"W x 3"D x 23½"H Finish: Clear-CL	5671CL	305.00	305.00	1	9	21	1.93	150
		5673CL Clear2c™ Display - 8 Pamphlet 19¾"W x 3"D x 23½"H Finish: Clear-CL	5673CL	265.00	265.00	1	7	15	1.33	150

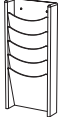
Expose™ Wood Literature Displays

Expose™ Wood Literature Displays									
	5702MH Expose™ Wood Display - 9 Magazine/18 Pamphlet 29¾"W x 2½"D x 38½"H Finish: Mahogany-MH	5702MH	652.00	652.00	1	19	30	2.89	125
	5703MH Expose™ Wood Display - 6 Magazine/12 Pamphlet 29¾"W x 2½"D x 26¼"H Finish: Mahogany-MH	5703MH	484.00	484.00	1	12	21	1.97	125


Office Suites
Seating
Tables & Desks
Meeting Essentials
Personal Organization
Ergonomics
High Density Storage
Storage & Filing
Facilities
Technology Furniture
Art & Engineering
K-12 Education
SAFE Collection Addendum

Wood Literature Displays




Safco® Products marketing materials are designed to be used as sales tools for our Dealer network.

Model #	Description	Model #	List Price Ea.*	List Carton Price	Quantity Per Carton	Actual Weight	S-Parcel Billable Weight	Carton Cube	Freight Class
	Wood Literature Displays								
4330	Wood Magazine Rack - 5 Pocket 11¼"W x 3¾"D x 23¾"H Finish: Cherry-CY, Mahogany-MH	4330CY 4330MH	230.00	230.00	1	8	11	0.94	100
4331	Wood Magazine Rack - 12 Pocket 11¼"W x 3¾"D x 48¾"H Finish: Cherry-CY, Mahogany-MH	4331CY 4331MH 4331MO	371.00	371.00	1	17	20	1.81	100
4335	Wood Rotary Magazine Display Rack - 48 Pocket 17¾"W x 17¾"D x 49½"H Finish: Mahogany-MH	4335MH	1,581.00	1,581.00	1	93	LTL	12.67	125

Literature Displays


	Steel Literature Displays								
4128CH	Rotary Brochure Rack 32 Compartments 15"W x 15"D x 60"H Finish: Charcoal-CH	4128CH	490.00	490.00	1	20	42	3.89	150
4139CH	Rotary Literature Rack 16 Compartments 15"W x 15"D x 60"H Finish: Charcoal-CH	4139CH	482.00	482.00	1	17	36	3.39	150

Onyx™ Mesh Display Racks


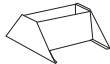

	5580BL Onyx™ Rotating Magazine Stand - 16 Pocket 18¾"W x 18¾"D x 58¾"H Finish: Black-BL	5580BL	616.00	616.00	1	48.4	106	9.64	85
	5591BL Onyx™ Wall Mount Single Magazine Display - 1 Pocket 10"W x 3¾"D x 11¾"H Finish: Black-BL	5591BL	69.00	69.00	1	2	5	0.38	85
	5592BL Onyx™ Wall Mounted Magazine Display - 4 Pocket 10"W x 3¾"D x 46½"H Finish: Black-BL	5592BL	174.00	174.00	1	6.8	18	1.64	85

PROP 65 These products are subject to California Proposition 65. Please visit the product detail page on our website for specific information.

Office Suites
Seating
Tables & Desks
Meeting Essentials
Personal Organization
Ergonomics
High Density Storage
Storage & Filing
Facilities
Technology Furniture
Art & Engineering
K-12 Education
SAFE Collection Addendum

Model #	Description	Model #	List Price Ea.	List Carton Price	Quantity Per Carton	Actual Weight	S-Parcel Billable Weight	Carton Cube	Freight Class
Onyx™ Mesh Magazine Racks									
	5577BL Onyx™ Rotating Mesh Magazine Display - 30 Pocket 16½" Dia. x 66"H Finish: Black-BL	5577BL	603.00	603.00	1	44	70	6.59	85
	5578BL Onyx™ Mesh Wall Mount Magazine Rack - 5 Pocket 10¼"W x 3½"D x 28½"H Finish: Black-BL	5578BL	140.00	140.00	1	6	12	1.06	150
	5579BL Onyx™ Mesh Wall Mount Magazine Rack - 10 Pocket 10¼"W x 3½"D x 50½"H Finish: Black-BL	5579BL	208.00	208.00	1	10	21	1.86	150
Onyx™ Mesh Floor Rack									
	6461BL Onyx™ Mesh Floor Rack - 5 Pocket Pocket Size: 12¼"W x 2¼"D x 8½"H Overall: 12½"W x 18½"D x 46"H Finish: Black-BL	6461BL	152.00	152.00	1	13	22	1.84	250




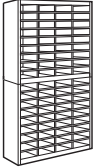

Literature Displays - Steel

Steel Magazine & Brochure Racks									
	4321 Steel Magazine Rack - 11 Pocket 10"W x 4"D x 36¼"H Finish: Black-BL, Gray-GR	4321BL 4321GR	238.00	238.00	1	13	14	1.33	250
	4322 Steel Magazine Rack - 23 Pocket 10"W x 4"D x 65½"H Finish: Black-BL, Gray-GR	4322BL 4322GR	344.00	344.00	1	24	28	2.45	250
	4323 Base for Steel Magazine Racks 10"W x 14"D x 5¼"H Finish: Black-BL, Gray-GR	4323BL 4323GR	63.00	63.00	1	4	6	0.56	250
	4325 Steel Rotary Magazine Rack - 92 Pocket 14"W x 14"D x 68"H Finish: Black-BL	4325BL	1,382.00	1,382.00	1	104	LTL	12.09	250



Office Suites
Seating
Tables & Desks
Meeting Essentials
Personal Organization
Ergonomics
High Density Storage
Storage & Filing
Facilities
Technology Furniture
Art & Engineering
K-12 Education
SAFE Collection Addendum

E-Z Stor® Steel Literature Organizers




Safco® Products marketing materials are designed to be used as sales tools for our Dealer network.

	Model #	Description	Model #	List Price Ea.	List Carton Price	Quantity Per Carton	Actual Weight	S-Parcel Billable Weight	Carton Cube	Freight Class
E-Z Stor® Steel Literature Organizers										
	9211	E-Z Stor® Steel Literature Organizer - 24 Compartment 37½"W x 12¼"D x 25¼"H Finish: Black-BLR, Gray-GRR, Tropic Sand-TSR	9211BLR 9211GRR 9211TSR	724.00	724.00	1	58	59	2.56	70
		Can be wall mounted using 9200BL								
	9221	E-Z Stor® Steel Literature Organizer - 36 Compartment 37½"W x 12¼"D x 36¼"H Finish: Black-BLR, Gray-GRR, Tropic Sand-TSR	9221BLR 9221GRR 9221TSR	862.00	862.00	1	80	80	2.56	70
		Can be wall mounted using 9200BL								
	9231	E-Z Stor® Steel Literature Organizer - 60 Compartment 37½"W x 12¼"D x 60"H Finish: Black-BLR, Gray-GRR, Tropic Sand-TSR	9231BLR 9231GRR 9231TSR	1,397.00	1,397.00	1	139	LTL	6.81	70
	9241	E-Z Stor® Steel Literature Organizer - 72 Compartment 37½"W x 12¼"D x 71"H Finish: Black-BLR, Gray-GRR, Tropic Sand-TSR	9241BLR 9241GRR 9241TSR	1,567.00	1,567.00	1	158	LTL	6.78	70
	9200BL	E-Z Stor® Wall Mounting Brackets 34"W x 4"H Finish: Black-BL	9200BL	125.00	125.00	1	4.8	5	0.11	60

E-Z Stor® Steel Project Organizers

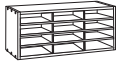
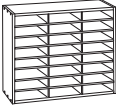

E-Z Stor® Steel Project Organizers										
	9254GR	E-Z Stor® Steel Project Organizer - 12 Compartment 37½"W x 15¼"D x 25¼"H Finish: Gray-GR	9254GR	916.00	916.00	1	55	56	3.64	70
		Can be wall mounted - use 9200BL								
	9264GR	E-Z Stor® Steel Project Organizer - 18 Compartment 37½"W x 15¼"D x 36¼"H Finish: Gray-GR	9264GR	1,004.00	1,004.00	1	73	74	3.57	70
		Can be wall mounted - use 9200BL								
	9274GR	E-Z Stor® Project Organizer - 30 Compartment 37½"W x 15¼"D x 60"H Finish: Gray-GR	9274GR	1,550.00	1,550.00	1	129	LTL	9.21	70

Value Sorter® Steel Literature Organizers




Value Sorter® Steel Literature Organizers										
	7111	Value Sorter® Literature Organizer - 24 Compartment 32¼"W x 13¼"D x 25¼"H Finish: Black-BL, Medium Oak-MO	7111BL 7111MO	372.00	372.00	1	27	27	2.64	70
	7121	Value Sorter® Literature Organizer - 36 Compartment 32¼"W x 13¼"D x 38"H Finish: Black-BL, Medium Oak-MO	7121BL 7121MO	431.00	431.00	1	37	38	3.19	70
	7131	Value Sorter® Literature Organizer - 72 Compartment 32¼"W x 13¼"D x 75"H Finish: Black-BL, Medium Oak-MO	7131BL 7131MO	740.00	740.00	1	67	68	5.03	70

Office Suites
Seating
Tables & Desks
Meeting Essentials
Personal Organization
Ergonomics
High Density Storage
Storage & Filing
Facilities
Technology Furniture
Art & Engineering
K-12 Education
SAFE Collection Addendum





Wood/Corrugated Literature Organizers

	Model #	Description	Model #	List Price Ea.	List Carton Price	Quantity Per Carton	Actual Weight	S-Parcel Billable Weight	Carton Cube	Freight Class
Wood/Corrugated Literature Organizers										
	9401MO	Wood/Corrugated - 12 Compartment 29"W x 12"D x 12"H Finish: Medium Oak-MO	9401MO	179.00	179.00	1	18	18	0.94	85
	9402MO	Wood/Corrugated - 24 Compartment 29"W x 12"D x 23½"H Finish: Medium Oak-MO	9402MO	213.00	213.00	1	30	30	1.43	70
	9403MO	Wood/Corrugated - 36 Compartment 29"W x 12"D x 34½"H Finish: Medium Oak-MO	9403MO	275.00	275.00	1	33	33	1.87	70

E-Z Stor® Wood Literature Organizers

	9311	E-Z Stor® Wood Literature Organizer - 24 Compartment 40"W x 11¼"D x 23"H Finish: Cherry-CY, Mahogany-MH	9311CY 9311MH	659.00	659.00	1	67	67	2.48	70
	9321	E-Z Stor® Wood Literature Organizer - 36 Compartment 40"W x 11¼"D x 32½"H Finish: Cherry-CY, Mahogany-MH	9321CY 9321MH	795.00	795.00	1	90	90	3.14	70
	9331	E-Z Stor® Literature Organizer - 60 Compartment 40"W x 11¼"D x 52½"H Finish: Cherry-CY, Mahogany-MH	9331CY 9331MH	1,319.00	1,319.00	1	132	132	4.58	70

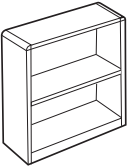
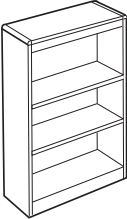
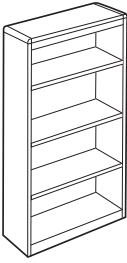
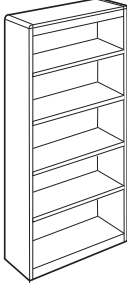
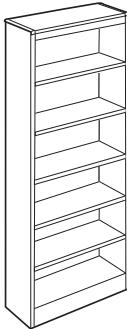
Wood Adjustable Literature Organizers

	9422	Wood Adjustable Literature Organizer - 16 Compartment 19½"W x 11¼"D x 21"H Finish: Gray-GR, Medium Oak-MO	9422GR 9422MO	217.00	217.00	1	24	24	0.65	85
	9423	Wood Adjustable Literature Organizer - 24 Compartment 39¼"W x 11¼"D x 16¼"H Finish: Gray-GR, Medium Oak-MO	9423GR 9423MO	273.00	273.00	1	41	41	1.24	85
	9424	Wood Adjustable Literature Organizer - 36 Compartment 39¼"W x 11¼"D x 24"H Finish: Gray-GR, Medium Oak-MO	9424GR 9424MO	331.00	331.00	1	52	52	1.62	85
	9494	Wood Adjustable Literature Organizer 32 Compartment/2 Drawer 39¼"W x 11¼"D x 25¼"H Finish: Gray-GR, Medium Oak-MO	9494GR 9494MO	383.00	383.00	1	70	70	1.96	85












Office Suites
Seating
Tables & Desks
Meeting Essentials
Personal Organization
Ergonomics
High Density Storage
Storage & Filing
Facilities
Technology Furniture
Art & Engineering
Education
SAFE Collection Addendum

ValueMate® Steel Bookcases

Safco® Products marketing materials are designed to be used as sales tools for our Dealer network.


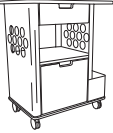
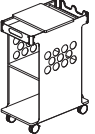
Model #	Description	Model #	List Price Ea.	List Carton Price	Quantity Per Carton	Actual Weight	S-Parcel Billable Weight	Carton Cube	Freight Class
ValueMate® Steel Bookcases									
	7170 ValueMate® Steel Bookcase - 2 Shelf Weight Capacity: 70 lbs./Shelf Overall Size: 31½"W x 13½"D x 28"H Finish: Black-BL, Gray-GR	7170BL 7170GR	274.00	274.00	1	25	31	2.69	85
	7171 ValueMate® Steel Bookcase - 3 Shelf Weight Capacity: 70 lbs./Shelf Overall Size: 31½"W x 13½"D x 41"H Finish: Black-BL, Gray-GR	7171BL 7171GR	321.00	321.00	1	31	32	3.14	85
	7172 ValueMate® Steel Bookcase - 4 Shelf Weight Capacity: 70 lbs./Shelf Overall Size: 31½"W x 13½"D x 54"H Finishes: Black-BL, Gray-GR	7172BL 7172GR	416.00	416.00	1	41	41	2.78	85
	7173 ValueMate® Steel Bookcase - 5 Shelf Weight Capacity: 70 lbs./Shelf Overall Size: 31½"W x 13½"D x 67"H Finishes: Black-BL, Gray-GR	7173BL 7173GR	508.00	508.00	1	50	50	3.65	85
	7174 ValueMate® Steel Bookcase - 6 Shelf Weight Capacity: 70 lbs./Shelf Overall Size: 31½"W x 13½"D x 80"H Finish: Black-BL, Gray-GR	7174BL 7174GR	581.00	581.00	1	55	55	3.62	85

Office Suites
Seating
Tables & Desks
Meeting Essentials
Personal Organization
Ergonomics
High Density Storage
Storage & Filing
Facilities
Technology Furniture
Art & Engineering
K-12 Education
SAFE Collection Addendum



	Model #	Description	Model #	List Price Ea.	List Carton Price	Quantity Per Carton	Actual Weight	S-Parcel Billable Weight	Carton Cube	Freight Class
	5333BL	Mobile Book Carts Wire Book Cart 44"W x 18½"D x 40¼"H Finish: Black-BL	5333BL	419.00	419.00	1	38	39	2.18	70
	5335BL	Scoot™ Book Cart - Double-Sided - 6 Shelf 41¼"W x 17¼"D x 41"H Finish: Black-BL	5335BL	751.00	751.00	1	73	74	5.23	85
	5336BL	Scoot™ Book Cart - Single-Sided - 3 Shelf 33"W x 14¼"D x 44¼"H Finish: Black-BL	5336BL	606.00	606.00	1	60	60	4.68	85
	5357SA	Steel Mobile Book Carts Steel Book Cart - Double-Sided - 6 Shelf 36"W x 18½"D x 43½"H Finish: Sand-SA	5357SA	982.00	982.00	1	72	LTL	17.23	250
	5358SA	Steel Book Cart - Single-Sided - 3 Shelf 36"W x 14¼"D x 43½"H Finish: Sand-SA	5358SA	816.00	816.00	1	52	LTL	13.93	250
Wire Mobile File Carts										
	5201	Wire Mobile File Carts Wire Mobile Cart 14"W x 24"D x 20½"H Finish: Black-BL, Gray-GR	5201BL 5201GR	181.00	181.00	1	13	13	0.77	70
	5277BL	Compact Mobile File Cart 15½"W x 14"D x 19¼"H Finish: Black-BL	5277BL	168.00	168.00	1	8	9	0.49	70
	5278BL	Two Tier Rolling File Cart 25¼"W x 14"D x 29¾"H Finish: Black-BL	5278BL	298.00	298.00	1	20	20	1.49	70
Wire Utility Carts										
	5337BL	Wire Utility Cart - 2 Shelf Weight Capacity: 200 lbs./Shelf 43¾"W x 19"D x 40¼"H Finish: Black-BL	5337BL	316.00	316.00	1	29	29	81.46	70
	5338BL	Wire Utility Cart - 3 Shelf Weight Capacity: 200 lbs./Shelf 43¾"W x 19"D x 40¼"H Finish: Black-BL	5338BL	385.00	385.00	1	37	37	2.25	70
Scoot™ Steel Utility Cart										
	5339BL	Scoot™ Steel Utility Cart - 3 Shelf Weight Capacity: 100 lbs./Shelf 31"W x 18"D x 38"H Finish: Black-BL	5339BL	679.00	679.00	1	50	50	3.91	85

Mobile Carts





Safco® Products marketing materials are designed to be used as sales tools for our Dealer network.

Model #	Description	Model #	List Price Ea.	List Carton Price	Quantity Per Carton	Actual Weight	S-Parcel Billable Weight	Carton Cube	Freight Class
 5390	Go Cart™ Organizer - 8 Compartment 21½"W x 14¼"D x 26¾"H Finish: Black-BL, Gray-GR	5390BL 5390GR	427.00	427.00	1	40	40	2.79	100
 5202WH	Rolling Storage Cart Overall Size: 28"W x 20"D x 33½"H Work Surface: 28"W x 20"D Slide-Out Drawers: 15¼"W x 15¼"D x 5"H 15¼"W x 15¼"D x 13¾"H Side Compartment: 5½"W x 17"D x 7"H Finish: Silver Frame with White Top-WH	5202WH	989.00	989.00	1	98.20	103	9.88	70
 5209WH	Mini Rolling Storage Cart Overall Size: 15"W x 25¼"D x 34½"H Finish: Silver Frame with Natural Top-WH	5209WH	548.00	548.00	1	45	46	2.82	100

Mesh Mobile File Carts





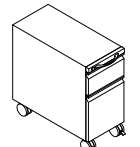
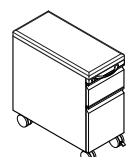





 5350BL	Mesh Tub File with Open Top 13½"W x 24¼"D x 27¾"H Finish: Black-BL	5350BL	442.00	442.00	1	21	21	1.13	70
 5351BL	Mesh Tub File with Locking Top 13½"W x 24¼"D x 27¾"H Finish: Black-BL	5351BL	531.00	531.00	1	25	25	1.13	70

Steel Tub Files






 5361	Standard Steel Tub File, Letter with Lock 13½"W x 19¼"D x 28"H Finish: Black-BL	5361BL	407.00	407.00	1	27	62	5.95	250
 5362	Extra Deep Steel Tub File, Letter with Lock 13½"W x 24¼"D x 28¼"H Finish: Black-BL, Putty-PT	5362BL 5362PT	419.00	419.00	1	33	73	6.81	250
 5363	Extra Deep Steel Tub File, Legal with Lock 16½"W x 24¼"D x 28¼"H Finish: Black-BL	5363BL	619.00	619.00	1	37	87	7.98	250
 5364	Steel Tub File, Letter with Drawer & Lock 17"W x 26"D x 28"H Finish: Black-BL	5364BL	945.00	945.00	1	59	LTL	8.35	125



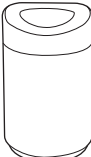

Office Suites
Seating
Tables & Desks
Meeting Essentials
Personal Organization
Ergonomics
High Density Storage
Storage & Filing
Facilities
Technology Furniture
Art & Engineering
K-12 Education
SAFE Collection Addendum

	Model #	Description	Model #	List Price Ea.	List Carton Price	Quantity Per Carton	Actual Weight	S-Parcel Billable Weight	Carton Cube	Freight Class
 Scoot™ Mobile Carts 										
	5370BL	Scoot™ Cart with Work Surface 29¾"W x 18¾"D x 27"H Finish: Black-BL	5370BL	630.00	630.00	1	44	44	2.81	100
	5373BL	Scoot™ Open Top Cart 28"W x 14¾"D x 26"H Finish: Black-BL	5373BL	448.00	448.00	1	29	29	2.09	100
 Wire Mobile File Carts 										
	5224BL	Mobile Desk Side File 17½"W x 13"D x 22"H Finish: Black-BL	5224BL	137.00	137.00	1	6	6	0.53	70
 Steel Mobile File Cart 										
	5353BL	Steel Mobile File with Locking Top 33¾"W x 17"D x 27"H Finish: Black-BL	5353BL	728.00	728.00	1	45	45	2.64	70
 Steel Mini Pedestals 										
	LDSPED	Steel Mini Pedestal 10¾"W x 22"D x 21"H Finish: Black-S5, Gray-P5, White-G5	LDSPEDS5 LDSPEDP5 LDSPEDG5	555.00	555.00	1	52	52	4.58	100
	LDSPEDKIT	Steel Mini Pedestal with Charcoal Cushion 10¾"W x 22"D x 22½"H Finish: Black-S5, Gray-P5, White-G5	LDSPEDKIT55 LDSPEDKITP5 LDSPEDKITG5	658.00	658.00	1	-	-	-	-
 Onyx™ Mesh Mobile File Carts 										
	5211BL	Onyx™ Mesh Rolling File Cube, Letter 13¾"W x 16¾"D x 13"H Finish: Black-BL	5211BL	107.00	107.00	1	7	10	0.8	100
	5212BL	Onyx™ Mesh File Cart with 2 File Drawers 15¾"W x 17"D x 27"H Finish: Black-BL	5212BL	228.00	228.00	1	17	19	1.75	100
	5213BL	Onyx™ Mesh File Cart with File Drawer & 2 Small Drawers 15¾"W x 17"D x 27"H Finish: Black-BL	5213BL	244.00	244.00	1	21	21	1.87	100
	5214BL	Onyx™ Mesh File Cart with 4 Drawers 15¾"W x 17"D x 27"H Finish: Black-BL	5214BL	267.00	267.00	1	23	23	1.85	100
	5215BL	Onyx™ Mesh Open File with Drawers 15¾"W x 17"D x 27"H Finish: Black-BL	5215BL	234.00	234.00	1	15	19	1.87	100


Office Suites
Seating
Tables & Desks
Meeting Essentials
Personal Organization
Ergonomics
High Density Storage
Storage & Filing
Facilities
Technology Furniture
Art & Engineering
K-12 Education
SAFE Collection Addendum

Model #	Description	Model #	List Price Ea.	List Carton Price	Quantity Per Carton	Actual Weight	S-Parcel Billable Weight	Carton Cube	Freight Class
Reflections by Safco®									
	9871 Reflections by Safco® Dome, Open Top 15 Gallon Capacity 6" Dome Top 15" Dia. x 34"H Finish: Chrome/Black	9871	628.00	628.00	1	23	70	6.61	250
	9875 Reflections by Safco® Dome, Open Top 15 Gallon Capacity 6" Dome Top 15" Dia. x 34"H Finish: Chrome	9875	855.00	855.00	1	23	70	6.61	250
	9893 Reflections by Safco® Push Top Square Receptacle 21 Gallon Capacity Spring-loaded, Self-closing Door 14" x 14" x 37½"H Finish: Black/Chrome	9893	494.00	494.00	1	21	65	6.05	250
	9668 Rectangular Rigid Plastic Liner 21 Gallon Capacity	9668	168.00	168.00	1	5	29	2.69	300
	9895 Reflections by Safco® Push Top Square Receptacle 36 Gallon Capacity Spring-loaded, Self-closing Door 18" x 18" x 37½"H Finish: Black/Chrome	9895	630.00	630.00	1	32	112	10.09	250
	9669 Rectangular Rigid Plastic Liner 36 Gallon Capacity	9669	228.00	228.00	1	11	49	4.53	250
	9695 Reflections by Safco® Open Top Receptacle 35 Gallon Capacity Lid with 8½" Opening 18½" Dia. x 29½"H Finish: Chrome	9695	1,033.00	1,033.00	1	22	78	7.29	250

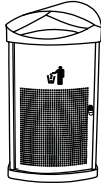

Open Top Receptacles

	9920 Open Top Receptacle 30 Gallon Capacity 20" Dia. x 33"H Finish: Black-BL, Silver-SL, White-WH	9920BL	709.00	709.00	1	45	96	9.19	150
		9920SL	709.00	709.00	1	45	96	9.19	150
		9920WH	709.00	709.00	1	45	96	9.19	150
	9921 Open Top Receptacle 14 Gallon Capacity 16" Dia. x 29"H Finish: Black-BL, Silver-SL, White-WH	9921BL	475.00	475.00	1	28	61	5.81	150
		9921SL	475.00	475.00	1	28	56	5.81	150
		9921WH	475.00	475.00	1	28	56	5.81	150

Black Speckle Waste Receptacles




Model #	Description	Model #	List Price Ea.	List Carton Price	Quantity Per Carton	Actual Weight	S-Parcel Billable Weight	Carton Cube	Freight Class
Black Speckle Open Top Receptacles									
	9677NC Black Speckle Open Top Receptacle 35 Gallon Capacity 8½" Top Opening 19¾" Dia. x 28¾" H	9677NC	651.00	651.00	1	23	87	8.1	250

Nook™ Indoor/Outdoor Waste Receptacles







Nook™ Indoor/Outdoor Waste Receptacle									
	9968BL Nook™ Indoor/Outdoor Waste Receptacle 20 Gallon Capacity 20"W x 20"D x 38"H Finish: Black-BL	9968BL	1,358.00	1,358.00	1	63	131	12.35	250
	9969CH Nook™ Indoor/Outdoor Waste Receptacle 20 Gallon Capacity 20"W x 20"D x 38"H Finish: Black with charcoal resin panels -CH	9969CH	1,385.00	1,385.00	1	81	131	12.35	250

Step-On Receptacles

Safco® Products marketing materials are designed to be used as sales tools for our Dealer network.




Model #	Description	Model #	List Price Ea.	List Carton Price	Quantity Per Carton	Actual Weight	S-Parcel Billable Weight	Carton Cube	Freight Class
Ellipse Step-On Receptacles									
	9901WH Ellipse Step-On Receptacle 3 Gallon Capacity 12"W x 8½"D x 17"H Finish: White-WH	9901WH	130.00	130.00	1	7	18	1.56	150
	9901SS Step-On Receptacle Finish: Stainless Steel-SS	9901SS	159.00	159.00	1	7	18	1.56	150
	9902SS Ellipse Step-On Receptacle 7½ Gallon Capacity 15"W x 13½"D x 26½"H Finish: Stainless Steel-SS	9902SS	296.00	296.00	1	14	41	3.71	150
	9903SS Ellipse Step-On Can 12½ Gallon Capacity 17½"W x 14"D x 26½"H Finish: Stainless Steel-SS	9903SS	480.00	480.00	1	15	57	5.44	250

Plastic Step-On Receptacles



Plastic Step-On Receptacles									
	9710 Plastic Step-On Waste Receptacle 4 Gallon Capacity 12¾"W x 10"D x 15"H Finish: Black-BL, White-WH	9710BL 9710WH	71.00	71.00	1	4	15	1.39	250
	9922 Plastic Step-On Waste Receptacle 17 Gallon Capacity 19¾"W x 16¾"D x 26¾"H Finish: Black-BL, Tan-TN	9922BL 9922TN	162.00	162.00	1	12	51	4.65	250
	9923 Plastic Step-On Waste Receptacle 23 Gallon Capacity 19¾"W x 16¾"D x 32¾"H Finish: Black-BL, Tan-TN	9923BL 9923TN	198.00	198.00	1	14	62	5.76	250
	9924 Plastic Step-On Waste Receptacle 8 Gallon Capacity 15¾"W x 16"D x 17¾"H Finish: Black-BL, Tan-TN	9924BL 9924TN	118.00	118.00	1	5.2	28	2.56	250
	9925 Plastic Step-On Waste Receptacle 12 Gallon Capacity 15¾"W x 16"D x 23¾"H Finish: Black-BL, Tan-TN	9925BL 9925TN	143.00	143.00	1	6.4	41	3.62	250
	9926 Plastic Step-On Waste Receptacle 32 Gallon Capacity 21¾"W x 20"D x 37"H Finish: Black-BL, Tan-TN	9926BL 9926TN	359.00	359.00	1	22.2	96	8.95	250

Office Suites
Seating
Tables & Desks
Meeting Essentials
Personal Organization
Ergonomics
High Density Storage
Storage & Filing
Facilities
Technology Furniture
Art & Engineering
K-12 Education
SAFE Collection Addendum


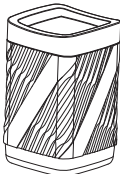
Stainless Step-On Receptacles

Model #	Description	Model #	List Price Ea.	List Carton Price	Quantity Per Carton	Actual Weight	S-Parcel Billable Weight	Carton Cube	Freight Class
Stainless Step-On Receptacles									
	9685SS Stainless Step-On Receptacle 4 Gallon Capacity 10½"W x 11½"D x 20"H Finish: Stainless Steel-SS	9685SS	186.00	186.00	1	10	22	1.91	150
	9686SS Stainless Step-On Receptacle 7 Gallon Capacity 14½"W x 14"D x 20"H Finish: Stainless Steel-SS	9686SS	338.00	338.00	1	14	34	3.09	150
	9687SS Stainless Step-On Receptacle 10 Gallon Capacity 14½"W x 14"D x 25½"H Finish: Stainless Steel-SS	9687SS	395.00	395.00	1	20	47	4.23	150

Dome Top Receptacles

Dome Top Waste Receptacle									
	9636 Dome Top with Push Door 15 Gallon Capacity 15" Dia. x 35"H Finish: Black-BL, Putty-PT, White-WH	9636BL	512.00	512.00	1	20	73	6.56	250
	9639 Dome Top with Open Top 15 Gallon Capacity 15" Dia. x 34"H Finish: Black-BL, Putty-PT, White-WH	9639BL 9639WH	470.00	470.00	1	25	62	6.04	150






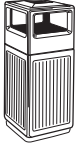

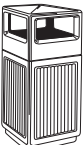

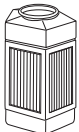
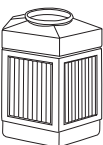
Twist™ Indoor/Outdoor Waste Receptacles

Twist™ Waste Receptacle									
	9371BL Twist Can Closed Top 32 Gallon Capacity 18½"W x 18½"D x 30"H Finish: Black-BL	9371BL	358.00	358.00	1	19	97	8.91	250
	9372BL Twist Can Open Top 32 Gallon Capacity 18½"W x 18½"D x 30"H Finish: Black-BL	9372BL	323.00	323.00	1	15.6	78	6.93	250

Office Suites
Seating
Tables & Desks
Meeting Essentials
Personal Organization
Ergonomics
High Density Storage
Storage & Filing
Facilities
Technology Furniture
Art & Engineering
K-12 Education
SAFE Collection Addendum


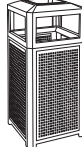


Canmeleon™ Indoor/Outdoor Series

Safco® Products marketing materials are designed to be used as sales tools for our Dealer network.

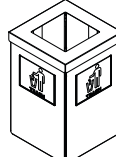
Model #	Description	Model #	List Price Ea.	List Carton Price	Quantity Per Carton	Actual Weight	S-Parcel Billable Weight	Carton Cube	Freight Class
Canmeleon™ Aggregate Series Receptacles									
	9470 Canmeleon™ Aggregate Panels, Side Open/Urn 15 Gallon Capacity 13 3/4" W x 13 3/4" D x 32 3/4" H Finish: Black-NC	9470NC	868.00	868.00	1	30	54	5.22	150
	9471 Canmeleon™ Aggregate Panels, Top Open 38 Gallon Capacity 18 1/4" W x 18 1/4" D x 31 1/4" H Finish: Black-NC	9471NC	903.00	903.00	1	41	91	8.53	150
	9472 Canmeleon™ Aggregate Panels, Side Open 38 Gallon Capacity 18 1/4" W x 18 1/4" D x 39 3/4" H Finish: Black-NC, Tan-TN	9472NC 9472TN	1,030.00	1,030.00	1	43	112	10.53	150
	9473 Canmeleon™ Aggregate Panels, Side Open/Urn 38 Gallon Capacity 18 1/4" W x 18 1/4" D x 39 3/4" H Finish: Black-NC, Tan-TN	9473NC 9473TN	1,232.00	1,232.00	1	45	112	10.53	150
Canmeleon™ Recessed Panel Series Receptacle									
	9478 Canmeleon™ Recessed Panels, Side Open 15 Gallon Capacity 13 3/4" W x 13 3/4" D x 32 3/4" H Finish: Black-BL	9478BL 9478TN	316.00	316.00	1	14	49	4.62	250
	9474 Canmeleon™ Recessed Panels, Side Open/Urn 15 Gallon Capacity 13 3/4" W x 13 3/4" D x 32 3/4" H Finish: Black-BL, Tan-TN	9474BL 9474TN	393.00	393.00	1	14	49	4.62	250
	9475 Canmeleon™ Recessed Panels, Top Open 38 Gallon Capacity 18 1/4" W x 18 1/4" D x 31 1/4" H Finish: Black-BL	9475BL	376.00	376.00	1	18	74	7.34	250
	9476 Canmeleon™ Recessed Panels, Side Open 38 Gallon Capacity 18 1/4" W x 18 1/4" D x 39 3/4" H Finish: Black-BL, Tan-TN	9476BL 9476TN	522.00	522.00	1	21	94	9.0	250
	9477 Canmeleon™ Recessed Panels, Side Open/Urn 38 Gallon Capacity 18 1/4" W x 18 1/4" D x 39 3/4" H Finish: Black-BL	9477BL	710.00	710.00	1	23	99	9.11	250
Canmeleon™ Pentagon Indoor/Outdoor Series Receptacles									
	9485BL Canmeleon™ Pentagon 30 Gallon Capacity 18" W x 18 1/2" D x 28 3/4" H Finish: Black-BL	9485BL	328.00	328.00	1	15	78	6.93	250
	9486BL Canmeleon™ Pentagon 45 Gallon Capacity 24" W x 23" D x 31 1/2" H Finish: Black-BL	9486BL	418.00	418.00	1	24	127	12.1	300

Office Suites
Seating
Tables & Desks
Meeting Essentials
Personal Organization
Ergonomics
High Density Storage
Storage & Filing
Facilities
Technology Furniture
Art & Engineering
K-12 Education
SAFE Collection Addendum

Evos™ Series Indoor/Outdoor Steel Receptacles

Model #	Description	Model #	List Price Ea.*	List Carton Price	Quantity Per Carton	Actual Weight	S-Parcel Billable Weight	Carton Cube	Freight Class
Evos™ Series Indoor/Outdoor Steel Receptacles									
	9932BL Evos™ Steel Perforated Panels, Side Open 15 Gallon Capacity 16"W x 16"D x 33¼"H Finish: Black-BL	9932BL	966.00	966.00	1	42	83	7.43	150
	9933BL Evos™ Steel Perforated Panels, Side Open/Urn 15 Gallon Capacity 16"W x 16"D x 33¼"H Finish: Black-BL	9933BL	1,088.00	1,088.00	1	42	81	7.38	150
	9934BL Evos™ Steel Perforated Panels, Side Open 38 Gallon Capacity 21"W x 21"D x 41"H Finish: Black-BL	9934BL	1,297.00	1,297.00	1	68	157	14.46	150
	9935BL Evos™ Steel Perforated Panels, Side Open/Urn 38 Gallon Capacity Finish: Black-BL	9935BL	1,427.00	1,427.00	1	68	157	14.46	150



Onyx™ Steel Mesh Waste Receptacles

	Onyx™ Indoor/Outdoor Steel Mesh Waste Receptacle 9936BL Onyx™ Steel Mesh Waste Receptacle 36 Gallon Capacity 19½"W x 19½"D x 30"H Finish: Black-BL	9936BL	415.00	415.00	1	39	39	3.36	85
---	--	--------	--------	--------	---	----	----	------	----

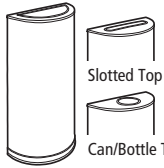
Smoker Receptacles

	Square Sandless Ash N' Trash Urn 9696BL Square Sandless Ash N' Trash Urn 3 Gallon Capacity 9½"W x 9½"D x 24¾"H Finish: Black-BL	9696BL	234.00	234.00	1	14	21	1.75	150
	Economy Ash Urn 9698BL Ash Urn 10"Dia. x 20"H Finish: Black-BL	9698BL	133.00	133.00	1	7	17	1.65	150

Waste Receptacles

	At-Your-Disposal® Waste Receptacle 9790BL At-Your-Disposal® Waste Receptacle 38 Gallon Capacity 18"W x 18"D x 32"H Finish: Black-BL	9790BL	207.00	207.00	1	15	37	3.65	150
	At-Your-Disposal® Vertex Receptacle 9799BL At-Your-Disposal® Vertex Receptacle 38 Gallon Capacity 20"Dia. x 36"H Finish: Black-BL	9799BL	434.00	434.00	1	16	47	4.29	250

Half Round Receptacle

	Half Round Receptacle 9940BL Half Round Receptacle 15 Gallon Capacity 17½"W x 9"D x 32½"H 3 Tops included Finish: Black-BL	9940BL	400.00	400.00	1	10	47	4.28	250
---	---	--------	--------	--------	---	----	----	------	-----




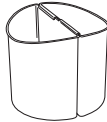

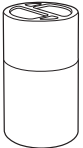
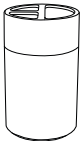

Slotted Top
Can/Bottle Top
Half-Round Top

Office Suites
Seating
Tables & Desks
Meeting Essentials
Personal Organization
Ergonomics
High Density Storage
Storage & Filing
Facilities
Technology Furniture
Art & Engineering
Education
SAFE Collection Addendum



Waste Receptacles

Safco® Products marketing materials are designed to be used as sales tools for our Dealer network.

	Model #	Description	Model #	List Price Ea.*	List Carton Price	Quantity Per Carton	Actual Weight	S-Parcel Billable Weight	Carton Cube	Freight Class	
	Onyx™ Mesh Waste Receptacles										
		9716BL Onyx™ Mesh Small Round Waste Receptacle 3 Quart Capacity 7½" Dia. x 9"H Finish: Black-BL * Only available to order by Carton.	9716BL	23.00	69.00	3	4	8	0.76	150	
		9717BL Onyx™ Mesh Medium Round Waste Receptacle 5 Gallon Capacity 13½" Dia. x 14½"H Finish: Black-BL * Only available to order by Carton.	9717BL	46.00	138.00	3	8	26	2.5	250	
		9718BL Onyx™ Mesh Large Round Waste Receptacle 9 Gallon Capacity 13½" Dia. x 19½"H Finish: Black-BL * Only available to order by Carton.	9718BL	66.00	198.00	3	11	42	3.91	250	
	Bubble Waste Receptacle										
		9740BL Bubble Waste Receptacle 6 Gallon Capacity 11½" Dia. x 12½"H Finish: Black-BL * Only available to order by Carton.	9740BL	63.00	189.00	3	10	24	2.1	250	
	Round Waste Receptacles										
		9604 Medium Round Waste Receptacle 23½ Quart Capacity 13" Dia. x 14"H Finish: Black-BL, Charcoal-CH * Only available to order by Carton.	9604BL 9604CH	44.00	264.00	6	26	34	2.9	85	
		9610CH Tall Round Waste Receptacle 80 Quart Capacity 15½" Dia. x 29½"H Finish: Charcoal-CH * Only available to order by Carton.	9610CH	120.00	360.00	3	27	67	6.17	150	
	Rectangular Waste Receptacles										
		9616BL Medium Rectangular Waste Receptacle 27½ Quart Capacity 16½"W x 9"D x 15"H Finish: Black-BL * Only available to order by Carton.	9616BL	112.00	336.00	3	15	30	2.56	150	
		9618CH Tall Rectangular Waste Receptacle 88 Quart Capacity 20¾"W x 11"D x 29½"H Finish: Charcoal-CH * Only available to order by Carton.	9618CH	228.00	684.00	3	42	67	6.08	150	

Model #	Description	Model #	List Price Ea.*	List Carton Price	Quantity Per Carton	Actual Weight	S-Parcel Billable Weight	Carton Cube	Freight Class
	Tall Round Recycling Receptacle 9632BU Tall Round Recycling Receptacle/Can Lid 20 Gallon Capacity 16" Dia. x 30"H Finish: Blue-BU	9632BU	243.00	243.00	1	13	67	6.25	250
	Paper Pitch 2944BL Paper Pitch 7 Quart Capacity 10 1/4"W x 6 1/4"D x 9"H Finish: Black-BL * Only available to order by Carton.	2944BL	15.00	180.00	12	9.4	13	1.22	125
	Desk Side Receptacle 9927BB Desk Side Receptacle 3 Gallon Capacity Each 13"W x 8"D x 13 1/2"H Each Finish: Black/Blue-BB	9927BB	57.00	57.00	1	3	11	1.06	250
	Desk Side Receptacle 9928BB Desk Side Receptacle 7 Gallon Capacity Each 17 1/2"W x 9 1/2"D x 16 1/2"H Each Finish: Black/Blue-BB	9928BB	77.00	77.00	1	5	22	2.0	250
	Can Can™ Desk Side Recycling Receptacle 9929BL Can Can™ Desk Side Recycling Receptacle 5 Gallon Capacity, Recycle Bin Holds 100 Sheets 12 1/4"W x 13 3/4"D x 13"H Finish: Black-BL	9929BL	63.00	63.00	1	5	16	1.47	250
	Dual Recycling Receptacle 9931SS Dual Recycling Receptacle 30 Gallon Capacity, 15 Gallon Each Side 17 1/2" Dia. x 32 1/2"H Finish: Brushed Aluminum-SS	9931SS	998.00	998.00	1	38	85	8.16	150
	Triple Recycling Receptacle 9941SS Triple Recycling Receptacle 40 Gallon Capacity, 20 Gallon and two 10 Gallon 20" Dia. x 33"H Finish: Brushed Aluminum-SS	9941SS	1,440.00	1,440.00	1	44	110	10.5	250
	Recycling Receptacle 9942SS Recycling Receptacle 20 Gallon Capacity 15" Dia. x 31"H Finish: Brushed Aluminum-SS	9942SS	622.00	622.00	1	19	65	6.1	150


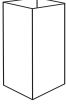










At-Your-Disposal® Recycling Center

	At-Your-Disposal® Recycling Center 9794BL At-Your-Disposal® Recycling Center, Double Bin 28 Gallon Capacity per Bin 31"W x 16"D x 33"H Finish: Black-BL	9794BL	321.00	321.00	1	16	59	5.18	250
	At-Your-Disposal® Recycling Center 9798BL At-Your-Disposal® Recycling Center 28 Gallon Capacity per Bin 46"W x 16"D x 33"H Finish: Black-BL	9798BL	420.00	420.00	1	20	67	5.81	250

Office Suites
Seating
Tables & Desks
Meeting Essentials
Personal Organization
Ergonomics
High Density Storage
Storage & Filing
Facilities
Technology Furniture
Art & Engineering
K-12 Education
SAFE Collection Addendum

Public Square® Recycling Receptacles

Safco® Products marketing materials are designed to be used as sales tools for our Dealer network.

Model #	Description	Model #	List Price Ea.	List Carton Price	Quantity Per Carton	Actual Weight	S-Parcel Billable Weight	Carton Cube	Freight Class
	Public Square® 2981 Public Square® Base - 26" 25 Gallon Capacity 15 1/4"W x 15 1/4"D x 26"H Finish: Black-BL, Green-GN	2981BL 2981GN	404.00	404.00	1	23	49	4.78	150
	2982 Public Square® Base - 32" 31 Gallon Capacity 15 1/4"W x 15 1/4"D x 32"H Finish: Black-BL, Brown-BR	2982BL 2982BR	450.00	450.00	1	27	60	5.85	150
	2983 Public Square® Base - 38" 37 Gallon Capacity 15 1/4"W x 15 1/4"D x 38"H Finish: Black-BL, Burgundy-BG	2983BL 2983BG	497.00	497.00	1	32	70	6.84	150
	2984 Public Square® Base - 44" 42 Gallon Capacity 15 1/4"W x 15 1/4"D x 44"H Finish: Black-BL, Brown-BR	2984BL 2984BR	542.00	542.00	1	36	81	7.88	150
	2987BL Public Square® Lid, Paper Slot, 2 x 15" Slot Finish: Black-BL	2987BL	164.00	164.00	1	5	5	0.21	925
	2988BL Public Square® Lid, Cans/Glass Hole, 4" Dia. Opening Finish: Black-BL	2988BL	164.00	164.00	1	5	5	0.21	925
	2989BL Public Square® Lid, Waste Square, 8" Square Opening Finish: Black-BL	2989BL	164.00	164.00	1	5	5	0.21	925
	2990CZ Square-Fecta™ Cans Lid, 15 1/2" sq. x 3"H Finish: Silver Powder coat	2990CZ	225.00	225.00	1	5.6	7	0.67	150
	2990PA Square-Fecta™ Paper Lid, 15 1/2" sq. x 3"H Finish: Silver Powder coat	2990PA	225.00	225.00	1	5.6	7	0.67	150
	2990PC Square-Fecta™ Plastic Lid, 15 1/2" sq. x 3"H Finish: Silver Powder coat	2990PC	225.00	225.00	1	5.6	7	0.67	150
	2990RE Square-Fecta™ Recycle Lid, 15 1/2" sq. x 3"H Finish: Silver Powder coat	2990RE	225.00	225.00	1	5.6	7	0.67	150
	2990WA Square-Fecta™ Waste Lid, 15 1/2" sq. x 3"H Finish: Silver Powder coat	2990WA	225.00	225.00	1	5.6	7	0.67	150

Contact specials@safcoproducts.com for customization.



These products are subject to California Proposition 65. Please visit the product detail page on our website for specific information.

Office Suites
Seating
Tables & Desks
Meeting Essentials
Personal Organization
Ergonomics
High Density Storage
Storage & Filing
Facilities
Technology Furniture
Art & Engineering
K-12 Education
SAFE Collection Addendum

Model #	Description	Model #	List Price Ea.	Carton Price	Quantity Per Carton	Actual Weight	S-Parcel Billable Weight	Carton Cube	Freight Class
Trifecta® Waste Receptacles									
	9550BL Trifecta® Waste Receptacle Base - 26" H 15 Gallon Capacity 19 1/2", 3 Equal Sides Finish: Black-BL	9550BL	528.00	528.00	1	29	70	6.87	150
	9551BL Trifecta® Waste Receptacle Base - 30" H 17 Gallon Capacity 19 1/2", 3 Equal Sides Finish: Black-BL	9551BL	585.00	585.00	1	31	80	7.75	150
	9552BL Trifecta® Waste Receptacle Base - 34" H 19 Gallon Capacity 19 1/2", 3 Equal Sides Finish: Black-BL	9552BL	623.00	623.00	1	33	89	8.7	250
	9553BL Trifecta® Waste Receptacle Base - 38" H 21 Gallon Capacity 19 1/2", 3 Equal Sides Finish: Black-BL	9553BL	661.00	661.00	1	35	99	9.59	250
	9560WA Trifecta® Waste Lid, 20", 3 Equal Sides, 3" H Finish: Stainless Steel	9560WA	275.00	275.00	1	5	11	0.92	250
	9560CZ Trifecta® Cans Lid, 20", 3 Equal Sides, 3" H Finish: Stainless Steel	9560CZ	275.00	275.00	1	5	11	0.92	250
	9560PA Trifecta® Paper Lid, 20", 3 Equal Sides, 3" H Finish: Stainless Steel	9560PA	275.00	275.00	1	5	11	0.92	250
	9560PC Trifecta® Plastic Lid, 20", 3 Equal Sides, 3" H Finish: Stainless Steel	9560PC	275.00	275.00	1	5	11	0.92	250
	9560RE Trifecta® Recycle Lid, 20", 3 Equal Sides, 3" H Finish: Stainless Steel	9560RE	275.00	275.00	1	5	11	0.92	250
	9560BL Trifecta® Blank Lid, 20", 3 Equal Sides, 3" H Finish: Stainless Steel	9560BL	275.00	275.00	1	5	11	0.92	250

Trifecta® Waste Receptacle Base Custom Designer Colors

Choose from the in-stock Black (BL) Base or the 19 additional special order colors. Candy Red (CD), Charcoal Gray (CG), Chestnut Brown (CN), Clay White (CW), Desert Sand (DS), Granite Speckle (GS), Ivory White (IW), Magnum Brown (MM), Midnight Blue (MT), Moss Green (MG), Pine Green (PN), Recycle Blue (RB), Shadow Gray (SH), Storm Gray (SM), Sunflower Yellow (SY), Timberwolf Gray (TG), White (WH), Wine Burgundy (WE).
Designer colors are available for the bases, along with custom laser inscription on the lid.
 Please contact Safco® Customer Care at 888-971-6225 or info@safcoproducts.com for pricing. Contact specials@safcoproducts.com for customization.

TO ORDER, PLEASE SPECIFY: + + 9 5 6 0
 BASE # BASE COLOR LID

Mixx™ Recycling Center

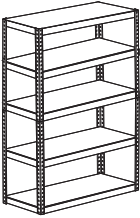
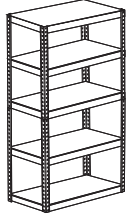


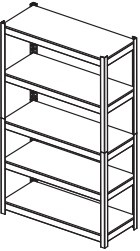
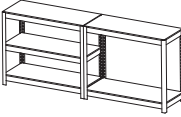
Mixx™ Recycling Center – See website for custom vinyl decals									
	9447 Mixx™ Half Round Receptacle 23 Gallon Capacity 10 1/4" W x 20 1/4" D x 32 1/4" H Finish: Black-BL, Blue-BU, Green-GN	9447BL 9447BU 9447GN 9447*	605.00	605.00	1	25.4	77	7.06	150
	Mixx™ Recycling Optional Vinyl Decals *Visit Safco® website for ordering information: www.safcoproducts.com	Upcharge	73.00	73.00					
	9448 Mixx™ Rectangular Receptacle 29 Gallon Capacity 10 1/4" W x 20 1/4" D x 32 1/4" H Finish: Black-BL, Blue-BU, Green-GN	9448BL 9448BU 9448GN 9448*	605.00	605.00	1	25.4	77	7.06	150
	Mixx™ Recycling Optional Vinyl Decals *Visit Safco® website for ordering information: www.safcoproducts.com	Upcharge	73.00	73.00					
	9449 Mixx™ Topper Lid 10" W x 20" D x 8 3/4" H Finish: Black-BL, Blue-BU, Green-GN	9449BL 9449BU 9449GN 9449*	180.00	180.00	1	6	21	1.97	150
	Mixx™ Recycling Optional Vinyl Decals *Visit Safco® website for ordering information: www.safcoproducts.com	Upcharge	73.00	73.00					
	9450 Mixx™ Rectangular Lid 10" W x 20" D x 3/4" H Finish: Black-BL, Blue-BU, Green-GN	9450BL 9450BU 9449GN	180.00	180.00	1	2.5	5	0.36	925
	9651 Mixx™ Half Round Plastic Liner 21 Gallon Capacity 8" W x 16 1/4" D x 30 1/2" H Finish: Black-BL	9651	124.00	124.00	1	5	26	2.37	300
	9652 Mixx™ Rectangular Plastic Liner 27 Gallon Capacity 8 3/4" W x 16 1/4" D x 30 1/2" H Finish: Black-BL	9652	124.00	124.00	1	6	26	2.37	300



Office Suites
Seating
Tables & Desks
Meeting Essentials
Personal Organization
Ergonomics
High Density Storage
Filing
Facilities
Technology Furniture
Art & Engineering
Education
SAFE Collection Addendum

Archival & Boltless Shelving

Safco® Products marketing materials are designed to be used as sales tools for our Dealer network.

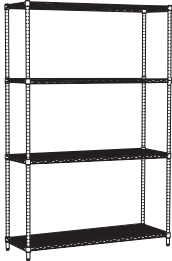


Model #	Description	Model #	List Price Ea.	List Carton Price	Quantity Per Carton	Actual Weight	S-Parcel Billable Weight	Carton Cube	Freight Class
Archival & Boltless Shelving									
	5244BL Boltless Shelving - 48 x 24" Weight Capacity: 650 lbs./Shelf 48"W x 24"D x 72"H Finish: Black-BL	5244BL	518.00	518.00	1	89	89	2.53	70
	5247BL Boltless Shelving - 36 x 24" Weight Capacity: 750 lbs./Shelf 36"W x 24"D x 72"H Finish: Black-BL	5247BL	444.00	444.00	1	89	89	1.87	70
	5245BL Boltless Shelving - 36 x 18" Weight Capacity: 850 lbs./Shelf 36"W x 18"D x 72"H Finish: Black-BL	5245BL	379.00	379.00	1	72	72	1.62	70
	5246BL Boltless Shelving - 48 x 18" Weight Capacity: 750 lbs./Shelf 48"W x 18"D x 72"H Finish: Black-BL	5246BL	452.00	452.00	1	89	89	2.09	70
	5260 Archival Shelving Steel Pack 69"W x 33"D x 84"H	5260	514.00	514.00	1	105	105	0.98	70
	5261 Archival Shelving Particleboard Shelves Weight Capacity: 900 lbs./Shelf 69"W x 33"D x 1/2"H	5261	596.00	596.00	Set/4	116	LTL	3.42	70
Archival Shelving Steel Pack and Particleboard Shelves sold separately. Please order both.									
Boltless Steel & Particleboard Shelving									
	6244BL Boltless Steel & Particleboard Shelving - 48 x 24" Weight Capacity: 750 lbs./Shelf 48"W x 24"D x 72"H Finish: Black-BL	6244BL	551.00	551.00	1	109	LTL	4.02	70
	6245BL Boltless Steel & Particleboard Shelving - 36 x 18" Weight Capacity: 950 lbs./Shelf 36"W x 18"D x 72"H Finish: Black-BL	6245BL	431.00	431.00	1	75	LTL	1.59	70
	6246BL Boltless Steel & Particleboard Shelving - 48 x 18" Weight Capacity: 850 lbs./Shelf 48"W x 18"D x 72"H Finish: Black-BL	6246BL	494.00	494.00	1	108	LTL	2.76	70
	6247BL Boltless Steel & Particleboard Shelving - 36 x 24" Weight Capacity: 850 lbs./Shelf 36"W x 24"D x 72"H Finish: Black-BL	6247BL	470.00	470.00	1	92	LTL	3.05	70
Also configures as a workbench									




These products are subject to California Proposition 65. Please visit the product detail page on our website for specific information.

Office Suites
Seating
Tables & Desks
Meeting Essentials
Personal Organization
Ergonomics
High Density Storage
Storage & Filing
Facilities
Technology Furniture
Art & Engineering
K-12 Education
SAFE Collection Addendum

Industrial Wire Shelving

Model #	Description	Model #	List Price Ea.	List Carton Price	Quantity Per Carton	Actual Weight	S-Parcel Billable Weight	Carton Cube	Freight Class
Industrial Wire Shelving									
	5285 Industrial Shelving Starter Unit - 36 x 18" Weight Capacity: 1,250 lbs./Shelf 36"W x 18"D x 72"H Finish: Black-BL, Gray-GR	5285BL 5285GR	548.00	548.00	1	49	49	3.31	70
	5291 Industrial Shelving Starter Unit - 48 x 18" Weight Capacity: 1,000 lbs./Shelf 48"W x 18"D x 72"H Finish: Black-BL, Gray-GR	5291BL 5291GR	578.00	578.00	1	62	62	3.7	70
	5288 Industrial Shelving Starter Unit - 36 x 24" Weight Capacity: 1,000 lbs./Shelf 36"W x 24"D x 72"H Finish: Black-BL, Gray-GR	5288BL 5288GR	594.00	594.00	1	58	58	3.92	70
	5294 Industrial Shelving Starter Unit - 48 x 24" Weight Capacity: 800 lbs./Shelf 48"W x 24"D x 72"H Finish: Black-BL, Gray-GR	5294BL 5294GR	624.00	624.00	1	68	68	5.19	70
	5286 Industrial Add-On Unit - 36 x 18" Weight Capacity: 1,250 lbs./Shelf 36"W x 18"D x 72"H Finish: Black-BL, Gray-GR	5286BL 5286GR	518.00	518.00	1	44	44	2.83	70
	5292 Industrial Add-On Unit - 48 x 18" Weight Capacity: 1,000 lbs./Shelf 48"W x 18"D x 72"H Finish: Black-BL, Gray-GR	5292BL 5292GR	556.00	556.00	1	55	55	3.66	70
	5289 Industrial Add-On Unit - 36 x 24" Weight Capacity: 1,000 lbs./Shelf 36"W x 24"D x 72"H Finish: Black-BL, Gray-GR	5289BL 5289GR	578.00	578.00	1	51	52	3.87	70
	5295 Industrial Add-On Unit - 48 x 24" Weight Capacity: 800 lbs./Shelf 48"W x 24"D x 72"H Finish: Black-BL, Gray-GR	5295BL 5295GR	617.00	617.00	1	62	62	5.09	70
	5287 Industrial 2 Shelf Pack - 36 x 18" Weight Capacity: 1,250 lbs./Shelf 36"W x 18"D x 1 1/2"H Finish: Black-BL, Gray-GR	5287BL 5287GR	126.50	253.00	1	19	20	1.52	70
	5293 Industrial 2 Shelf Pack - 48 x 18" Weight Capacity: 1,000 lbs./Shelf 48"W x 18"D x 1 1/2"H Finish: Black-BL, Gray-GR	5293BL 5293GR	131.00	262.00	1	22	24	2.18	70
	5290 Industrial 2 Shelf Pack - 36 x 24" Weight Capacity: 1,000 lbs./Shelf 36"W x 24"D x 1 1/2"H Finish: Black-BL, Gray-GR	5290BL 5290GR	142.50	285.00	1	26	26	2.42	70
	5296 Industrial 2 Shelf Pack - 48 x 24" Weight Capacity: 800 lbs./Shelf 48"W x 24"D x 1 1/2"H Finish: Black-BL, Gray-GR	5296BL 5296GR	153.00	306.00	1	28	31	2.74	70

Commercial Wire Shelving













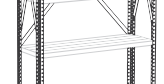




Model #	Description	Model #	List Price Ea.	List Carton Price	Quantity Per Carton	Actual Weight	S-Parcel Billable Weight	Carton Cube	Freight Class
Commercial Wire Shelving									
	5276BL Commercial Shelving Starter Unit - 36 x 18" Weight Capacity: 500 lbs./Shelf 36"W x 18"D x 72"H Finish: Black-BL	5276BL	376.00	376.00	1	46	46	3.27	70
	5241BL Commercial Wire Shelving Starter Unit - 48 x 18" Weight Capacity: 500 lbs./Shelf 48"W x 18"D x 72"H Finish: Black-BL	5241BL	418.00	418.00	1	52	53	3.81	70
	5242BL Extra Commercial Wire Shelves (2 Pack) - 48 x 18" Weight Capacity: 500 lbs./Shelf 48"W x 18"D x 1"H Finish: Black-BL	5242BL	215.00	430.00	1	21	23	2.03	70
	5243BL Extra Commercial Wire Shelves (2 Pack) - 36 x 18" Weight Capacity: 500 lbs./Shelf 36"W x 18"D x 1"H Finish: Black-BL	5243BL	175.00	350.00	2	16	18	1.65	70
	5283 Caster Kit 5" Dia.	5283	244.00	244.00	1	12	12	0.42	65

Office Suites
Seating
Tables & Desks
Meeting Essentials
Personal Organization
Ergonomics
High Density Storage
Storage & Filing
Facilities
Technology Furniture
Art & Engineering
Education
K-12
SAFE Collection Addendum

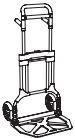




















Steel Shelving

Safco® Products marketing materials are designed to be used as sales tools for our Dealer network.










Office Suites
Seating
Tables & Desks
Meeting Essentials
Personal Organization
Ergonomics
High Density Storage
Storage & Filing
Facilities
Technology Furniture
Art & Engineering
K-12 Education
SAFE Collection Addendum

Model #	Description	Model #	List Price Ea.	List Carton Price	Quantity Per Carton	Actual Weight	S-Parcel Billable Weight	Carton Cube	Freight Class
Commercial Steel Shelving - 75"H  									
	6265 Commercial Steel Shelving 36 x 12", 5 Shelf Kit Weight Capacity: 750 lbs./Shelf	6265	321.00	321.00	1	55	55	2.63	70
	6266 Commercial Steel Shelving 36 x 18", 5 Shelf Kit Weight Capacity: 700 lbs./Shelf	6266	347.00	347.00	1	63	63	4.03	70
	6267 Commercial Steel Shelving 36 x 24", 5 Shelf Kit Weight Capacity: 650 lbs./Shelf	6267	422.00	422.00	1	73	73	5.24	70
	6268 Commercial Steel Shelving 36 x 12", 6 Shelf Kit Weight Capacity: 750 lbs./Shelf	6268	347.00	347.00	1	60	60	2.81	70
	6269 Commercial Steel Shelving 36 x 18", 6 Shelf Kit Weight Capacity: 650 lbs./Shelf	6269	422.00	422.00	1	72	72	3.93	70
	6270 Commercial Steel Shelving 36 x 24", 6 Shelf Kit Weight Capacity: 650 lbs./Shelf Finish: Dark Gray	6270	470.00	470.00	1	82	82	5.24	70
Industrial Steel Shelving  									
	6250 Industrial Steel Shelving 12 x 36", 6 Shelf Pack Weight Capacity: 1,250 lbs./Shelf	6250	287.00	287.00	1	48	49	2.06	70
	6251 Industrial Steel Shelving 12 x 48", 6 Shelf Pack Weight Capacity: 950 lbs./Shelf	6251	396.00	396.00	1	63	63	2.8	70
	6252 Industrial Steel Shelving 18 x 36", 6 Shelf Pack Weight Capacity: 1,200 lbs./Shelf	6252	338.00	338.00	1	62	62	3.15	70
	6253 Industrial Steel Shelving 18 x 48", 6 Shelf Pack Weight Capacity: 950 lbs./Shelf	6253	470.00	470.00	1	79	79	4.36	70
	6254 Industrial Steel Shelving 24 x 36", 6 Shelf Pack Weight Capacity: 1,150 lbs./Shelf	6254	411.00	411.00	1	75	75	4.16	70
	6255 Industrial Steel Shelving 24 x 48", 6 Shelf Pack Weight Capacity: 900 lbs./Shelf Finish: Dark Gray	6255	535.00	535.00	1	99	99	5.49	70
	6256 Industrial Post Kit   1 1/2"W x 1 1/2"D x 85"H Finish: Dark Gray Post Kit includes four 85" high posts.	6256	211.00	211.00	1	22	23	0.38	70

Industrial Steel Shelving Pack and Industrial Post Kit are shipped separately. Please order both.

	Model #	Description	Model #	List Price Ea.	List Carton Price	Quantity Per Carton	Actual Weight	S-Parcel Billable Weight	Carton Cube	Freight Class
	4055NC  	STOW AWAY® Heavy-Duty Hand Truck Capacity: 500 lbs. Size Extended: 23"W x 24"D x 50"H Size Collapsed: 23"W x 3"D x 39½"H Toe Plate: 23"W x 15½"D 8"Dia. solid rubber tires	4055NC	659.00	659.00	1	34	34	2.6	85
	4062  	STOW AWAY® Hand Truck Capacity: 275 lbs. Size Extended: 19"W x 17¼"D x 38¾"H Size Collapsed: 19"W x 2¼"D x 28¾"H Toe Plate: 19"W x 11"D 7"Dia. solid rubber tires	4062	333.00	333.00	1	17	18	1.63	925
	4049NC  	Stow and Go Cart™ Capacity: 110 lbs. Size Extended: 15¼"W x 16¼"D x 39½"H Size Collapsed: 15¼"W x 2½"D x 25"H Toe Plate: 15¼"W x 11"D 5"Dia. solid rubber retractable wheels	4049NC	209.00	209.00	1	8	8	0.82	100
	4061  	Hide-Away® Aluminum Hand Truck Capacity: 250 lbs. Size Extended: 15½"W x 16¼"D x 43¾"H Size Collapsed: 15¼"W x 8"D x 29"H Toe Plate: 14"W x 9"D 6"Dia. rubber tires on steel hub	4061	211.00	211.00	1	15	24	2.19	125
	4054BL  	STOW AWAY® Crate Capacity: 50 lbs. Size Extended: 16½"W x 14½"D x 39"H Size Collapsed: 16½"W x 3½"D x 18"H Finish: Black-BL	4054BL	103.00	103.00	1	10	10	0.78	85
	4050  	Hide-Away® Convertible Hand Truck Capacity: 250 lbs./2 wheel 400 lbs./4 wheel Size Extended: 15½"W x 43"D x 36"H Size Collapsed: 15½"W x 9"D x 28¼"H Toe Plate: 14"W x 9"D Two 6" solid rubber wheels & two 3" solid rubber casters	4050	458.00	458.00	1	21	29	2.78	125
	4086R  	Heavy-Duty Convertible Handle Truck Capacity: 500 lbs./2 wheel 600 lbs./4 wheel Size: 18"W x 16"D x 51"H Toe Plate: 14"W x 8"D Tire Size: 10 x 2¼"	4086R	857.00	857.00	1	35	92	8.96	250




Economy Hand Trucks

	4069  	Economy C-Loop Steel Hand Truck Capacity: 400 lbs. Size: 19½"W x 14½"D x 45½"H Toe Plate: 14"W x 7"D Tire Size: 8 x 1¼"	4069	182.00	182.00	1	23	85	7.82	250
	4070  	Economy Convertible Steel Hand Truck Capacity: 400 lbs./2 wheel 500 lbs./4 wheel Size: 18½"W x 12"D x 52"H Toe Plate: 14"W x 7"D Tire Size: 8 x 1¼"	4070	303.00	303.00	1	28	83	7.63	250
	4071  	Economy P-Handle Steel Hand Truck Capacity: 400 lbs. Size: 16"W x 16¼"D x 51½"H Toe Plate: 14"W x 7"D Tire Size: 8 x 1¼"	4071	251.00	251.00	1	20	81	7.74	250





Office Suites
Seating
Tables & Desks
Meeting Essentials
Personal Organization
Ergonomics
High Density Storage
Storage & Filing
Facilities
Technology Furniture
Art & Engineering
K-12 Education
SAFE Collection Addendum

Platform Trucks

Safco® Products marketing materials are designed to be used as sales tools for our Dealer network.







	Model #	Description	Model #	List Price Ea.	List Carton Price	Quantity Per Carton	Actual Weight	S-Parcel Billable Weight	Carton Cube	Freight Class
	4053NC	STOW AWAY® Platform Truck Capacity: 1,000 lbs. Size: 24"W x 39"D x 40"H Platform Size: 24"W x 39"D Tire Size: 7"Dia.	4053NC	906.00	906.00	1	52	54	5.08	925
	4063	Large Economy Platform Truck Capacity: 500 lbs. Size: 24"W x 36"D x 34"H Platform Size: 24"W x 36"D Tire Size: 4 x 1"	4063	341.00	341.00	1	42	42	3.38	85
	4072	Small Economy Platform Truck Capacity: 400 lbs. Size: 18"W x 29"D x 33½"H Platform Size: 18"W x 29"D Tire Size: 4 x 1"	4072	229.00	229.00	1	22	22	2.01	925

Mailroom Carts

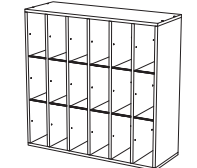
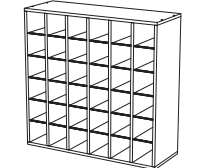

	5235GR	Wire Mail Cart - 24" Holds 75 legal folders Weight Capacity: 200 lbs./Shelf 26½"W x 18½"D x 38½"H Finish: Gray-GR	5235GR	580.00	580.00	1	40	40	2.46	70
	5236GR	Wire Mail Cart - 36" Holds 150 legal folders Weight Capacity: 200 lbs./Shelf 39"W x 18½"D x 38½"H Finish: Gray-GR	5236GR	716.00	716.00	1	47	47	3.8	70
	5238BL	Scoot™ Steel Mail Cart - 20" Holds 75 legal folders Weight Capacity: 300 lbs. 22"W x 27"D x 40½"H Finish: Black-BL	5238BL	613.00	613.00	1	44	44	3.7	925
	5239BL	Scoot™ Steel Mail Cart - 32" Holds 150 legal folders Weight Capacity: 300 lbs. 22½"W x 39½"D x 40½"H Finish: Black-BL	5239BL	854.00	854.00	1	55	55	3.82	85



Office Suites
Seating
Tables & Desks
Meeting Essentials
Personal Organization
Ergonomics
High Density Storage
Storage & Filing
Facilities
Technology Furniture
Art & Engineering
K-12 Education
SAFE Collection Addendum

Model #	Description	Model #	List Price Ea.	List Carton Price	Quantity Per Carton	Actual Weight	S-Parcel Billable Weight	Carton Cube	Freight Class
Mailroom									
	7749 Sorting Table Base/Shelf 60"W x 30"D x 28-36"H Finish: Black-BL, Gray-GR	7749BL 7749GR	1,183.00	1,183.00	1	59	59	2.34	100
	7750 Sorting Tabletop 60"W x 30"D x 1"H Finish: Gray-GR	7750GR	494.00	494.00	1	64	64	2.02	70
	7751 Sorter Module 57½"W x 13"D x 14¼"H Finish: Black-BL, Gray-GR	7751BL 7751GR	818.00	818.00	1	57	57	2.77	100
	7752 Riser 57½"W x 13"D x 14"H Finish: Black-BL, Gray-GR	7752BL 7752GR	480.00	480.00	1	28	28	1.43	100
	7753 Additional Mail Trays 11"W x 12½"D x ½"H Finish: Black-BL, Gray-GR	7753BL 7753GR	106.00	106.00	5/Pack	4	6	0.5	70
	7756 Satellite Mail Station Base 57½"W x 18¼"D x 14" to 19"H Finish: Black-BL, Gray-GR	7756BL 7756GR	811.00	811.00	1	30	30	1.54	100

Mail Sorters

Model #	Description	Model #	List Price Ea.	List Carton Price	Quantity Per Carton	Actual Weight	S-Parcel Billable Weight	Carton Cube	Freight Class
Mail Sorters									
	7765 Mail Sorter - 18 Compartment 33¾"W x 12"D x 32¾"H Finish: Black-BL, Gray-GR	7765BL 7765GR	393.00	393.00	1	63	63	1.91	85
	7766 Mail Sorter - 36 Compartment 33¾"W x 12"D x 32¾"H Finish: Black-BL, Gray-GR	7766BL 7766GR	443.00	443.00	1	62	62	1.9	85
	7770 Onyx™ Mail Sorter - 20 Compartment 56¾"W x 12¾"D x 32½"H Finish: Black-BL	7770BL	509.00	509.00	1	62	62	9.89	70

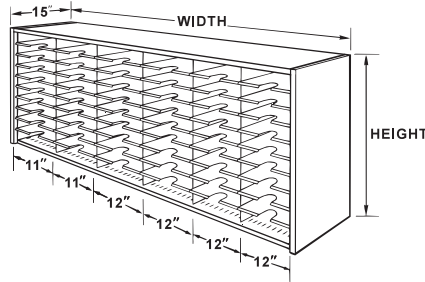
Office Suites
Seating
Tables & Desks
Meeting Essentials
Personal Organization
Ergonomics
High Density Storage
Storage & Filing
Facilities
Technology Furniture
Art & Engineering
K-12 Education
SAFE Collection Addendum

Mailflow Systems® - Closed-Back Sorters

Safco® Products marketing materials are designed to be used as sales tools for our Dealer network.

- All sorters are 15" deep
- 50 lb. weight capacity per shelf
- Shelves adjustable on .5" increments
- Available in Safco® Corporate Colors see page 10 or go to Safcoproducts.com for more information
- For assistance with custom Mailflow Systems configuration contact Safco Sales Rep Group

Closed-Back Sorter (SC7233G)

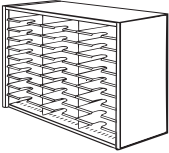



SC2424G

Model #	Description	Model #	List Price Ea.	List Carton Price	Quantity Per Carton	Actual Weight	S-Parcel Billable Weight	Carton Cube	Freight Class
SC2424	Mailflow System® Closed-Back Sorter Shelf Capacity: 14 2 columns of 11"W Shelves Size: 24"W x 15"D x 24"H Size (Inside): 22"W x 15"D x 21"H 14 Sorting Pockets 15"D without Plexi Doors - G	SC2424G	2,172.00	2,172.00	1	80	-	-	-
SC2433	Mailflow System® Closed-Back Sorter Shelf Capacity: 20 2 columns of 11"W Shelves Size: 24"W x 15"D x 33"H Size (Inside): 22"W x 15"D x 30"H 20 Sorting Pockets 15"D without Plexi Doors - G	SC2433G	2,694.00	2,694.00	1	106	-	-	-
SC2441	Mailflow System® Closed-Back Sorter Shelf Capacity: 24 2 columns of 11"W Shelves Size: 24"W x 15"D x 41"H Size (Inside): 22"W x 15"D x 38"H 24 Sorting Pockets 15"D without Plexi Doors - G	SC2441G	3,025.00	3,025.00	1	127	-	-	-
SC2448	Mailflow System® Closed-Back Sorter Shelf Capacity: 30 2 columns of 11"W Shelves Size: 24"W x 15"D x 48"H Size (Inside): 22"W x 15"D x 45"H 30 Sorting Pockets 15"D without Plexi Doors - G	SC2448G	3,316.00	3,316.00	1	152	-	-	-

Note: All preconfigured models are standard with two columns of 11" wide shelves and the remaining columns with 12" wide shelves. You may receive extra shelves with preconfigured sorters.

Office Suites
Seating
Tables & Desks
Meeting Essentials
Personal Organization
Ergonomics
High Density Storage
Storage & Filing
Facilities
Technology Furniture
Art & Engineering
K-12 Education
SAFE Collection Addendum

Model #	Description	Model #	List Price Ea.	List Carton Price	Quantity Per Carton	Actual Weight	S-Parcel Billable Weight	Carton Cube	Freight Class
 <p>SC3624G</p>	SC3624 Mailflow System® Closed-Back Sorter Shelf Capacity: 21 2 columns of 11"W & 1 column 12"W Shelves Size: 36"W x 15"D x 24"H Size (Inside): 34"W x 15"D x 21"H 21 Sorting Pockets 15"D without Plexi Doors - G	SC3624G	2,276.00	2,276.00	1	115	-	-	-
	SC3633 Mailflow System® Closed-Back Sorter Shelf Capacity: 30 2 columns of 11"W & 1 column 12"W Shelves Size: 36"W x 15"D x 33"H Size (Inside): 34"W x 15"D x 30"H 30 Sorting Pockets 15"D without Plexi Doors - G	SC3633G	2,995.00	2,995.00	1	152	-	-	-
	SC3641 Mailflow System® Closed-Back Sorter Shelf Capacity: 36 2 columns of 11"W & 1 column 12"W Shelves Size: 36"W x 15"D x 41"H Size (Inside): 34"W x 15"D x 38"H 36 Sorting Pockets 15"D without Plexi Doors - G	SC3641G	3,168.00	3,168.00	1	181	-	-	-
	SC3648 Mailflow System® Closed-Back Sorter Shelf Capacity: 45 2 columns of 11"W & 1 column 12"W Shelves Size: 36"W x 15"D x 48"H Size (Inside): 34"W x 15"D x 45"H 45 Sorting Pockets 15"D without Plexi Doors - G	SC3648G	3,662.00	3,662.00	1	218	-	-	-
	SC4824 Mailflow System® Closed-Back Sorter Shelf Capacity: 28 2 columns of 11"W & 2 column 12"W Shelves Size: 48"W x 15"D x 24"H Size (Inside): 46"W x 15"D x 21"H 28 Sorting Pockets 15"D without Plexi Doors - G	SC4824G	3,282.00	3,282.00	1	150	-	-	-
 <p>SC4824G</p>	SC4833 Mailflow System® Closed-Back Sorter Shelf Capacity: 40 2 columns of 11"W & 2 column 12"W Shelves Size: 48"W x 15"D x 33"H Size (Inside): 46"W x 15"D x 30"H 40 Sorting Pockets 15"D without Plexi Doors - G	SC4833G	3,991.00	3,991.00	1	198	-	-	-
	SC4841 Mailflow System® Closed-Back Sorter Shelf Capacity: 48 2 columns of 11"W & 2 column 12"W Shelves Size: 48"W x 15"D x 41"H Size (Inside): 46"W x 15"D x 38"H 48 Sorting Pockets 15"D without Plexi Doors - G	SC4841G	4,493.00	4,493.00	1	235	-	-	-
	SC4848 Mailflow System® Closed-Back Sorter Shelf Capacity: 60 2 columns of 11"W & 2 column 12"W Shelves Size: 48"W x 15"D x 48"H Size (Inside): 46"W x 15"D x 45"H 60 Sorting Pockets 15"D without Plexi Doors - G	SC4848G	5,514.00	5,514.00	1	283	-	-	-

Note: All preconfigured models are standard with two columns of 11" wide shelves and the remaining columns with 12" wide shelves. You may receive extra shelves with preconfigured sorters.

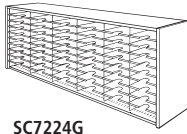
Mailflow Systems® - Closed-Back Sorters

Safco® Products marketing materials are designed to be used as sales tools for our Dealer network.

Model #	Description	Model #	List Price Ea.	List Carton Price	Quantity Per Carton	Actual Weight	S-Parcel Billable Weight	Carton Cube	Freight Class
SC6024	Mailflow System® Closed-Back Sorter Shelf Capacity: 35 2 columns of 11"W & 3 column 12"W Shelves Size: 60"W x 15"D x 24"H Size (Inside): 58"W x 15"D x 21"H 35 Sorting Pockets 15"D without Plexi Doors - G	SC6024G	3,752.00	3,752.00	1	185	-	-	-
SC6033	Mailflow System® Closed-Back Sorter Shelf Capacity: 50 2 columns of 11"W & 3 column 12"W Shelves Size: 60"W x 15"D x 33"H Size (Inside): 58"W x 15"D x 30"H 50 Sorting Pockets 15"D without Plexi Doors - G	SC6033G	4,725.00	4,725.00	1	230	-	-	-
SC6041	Mailflow System® Closed-Back Sorter Shelf Capacity: 60 2 columns of 11"W & 3 column 12"W Shelves Size: 60"W x 15"D x 41"H Size (Inside): 58"W x 15"D x 38"H 60 Sorting Pockets 15"D without Plexi Doors - G	SC6041G	5,433.00	5,433.00	1	261	-	-	-
SC6048	Mailflow System® Closed-Back Sorter Shelf Capacity: 75 2 columns of 11"W & 3 column 12"W Shelves Size: 60"W x 15"D x 48"H Size (Inside): 58"W x 15"D x 45"H 75 Sorting Pockets 15"D without Plexi Doors - G	SC6048G	6,386.00	6,386.00	1	306	-	-	-
SC7224	Mailflow System® Closed-Back Sorter Shelf Capacity: 42 2 columns of 11"W & 4 column 12"W Shelves Size: 72"W x 15"D x 24"H Size (Inside): 70"W x 15"D x 21"H 42 Sorting Pockets 15"D without Plexi Doors - G	SC7224G	4,451.00	4,451.00	1	214	-	-	-
SC7233	Mailflow System® Closed-Back Sorter Shelf Capacity: 60 2 columns of 11"W & 4 column 12"W Shelves Size: 72"W x 15"D x 33"H Size (Inside): 70"W x 15"D x 30"H 60 Sorting Pockets 15"D without Plexi Doors - G	SC7233G	5,585.00	5,585.00	1	269	-	-	-
SC7241	Mailflow System® Closed-Back Sorter Shelf Capacity: 72 2 columns of 11"W & 4 column 12"W Shelves Size: 72"W x 15"D x 41"H Size (Inside): 70"W x 15"D x 38"H 72 Sorting Pockets 15"D without Plexi Doors - G	SC7241G	6,351.00	6,351.00	1	309	-	-	-
SC7248	Mailflow System® Closed-Back Sorter Shelf Capacity: 90 2 columns of 11"W & 4 column 12"W Shelves Size: 72"W x 15"D x 48"H Size (Inside): 70"W x 15"D x 45"H 90 Sorting Pockets 15"D without Plexi Doors - G	SC7248G	7,502.00	7,502.00	1	364	-	-	-



SC6024G

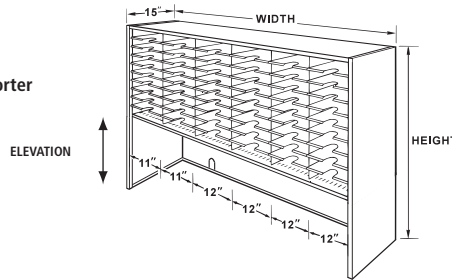


SC7224G

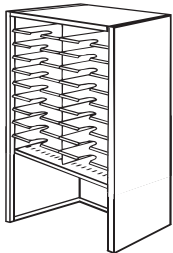
Note: All preconfigured models are standard with two columns of 11" wide shelves and the remaining columns with 12" wide shelves. You may receive extra shelves with sorters.

- All sorters are 15" deep
- Sorting shelves are 12", 14" or 15" deep. Adjust on 1/2" H increments
- Preconfigured models available, or build-your-own and adding components on page 233-235.
- Pricing below is for sorters without locking doors
- Available in Safco® Corporate Colors see page 10 or go to Safcoproducts.com for more information

Elevated Closed-Back Sorter (SC4833GH)



Model #	Description	Model #	List Price Ea.	List Carton Price	Quantity Per Carton	Actual Weight	S-Parcel Billable Weight	Carton Cube	Freight Class
SC2433	Mailflow System® Elevated 9"H Closed-Back Sorter Shelf Capacity: 14 2 columns of 11"W Shelves Size: 24"W x 15"D x 33"H Size (Inside): 22"W x 15"D x 21"H 14 Sorting Pockets 15"D without Plexi Doors - GL	SC2433GL	2,392.00	2,392.00	1	95	-	-	-
SC2441	Mailflow System® Elevated 8"H Closed-Back Sorter Shelf Capacity: 20 2 columns of 11"W Shelves Size: 24"W x 15"D x 41"H Size (Inside): 22"W x 15"D x 30"H 20 Sorting Pockets 15"D without Plexi Doors - GL	SC2441GL	2,903.00	2,903.00	1	111	-	-	-
SC2441GH	Mailflow System® Elevated 17"H Closed-Back Sorter Shelf Capacity: 14 2 columns of 11"W Shelves Size: 24"W x 15"D x 41"H Size (Inside): 22"W x 15"D x 21"H 14 Sorting Pockets 15"D without Plexi Doors - GH	SC2441GH	2,695.00	2,695.00	1	105	-	-	-
SC2448	Mailflow System® Elevated 7"H Closed-Back Sorter Shelf Capacity: 24 2 columns of 11"W Shelves Size: 24"W x 15"D x 48"H Size (Inside): 22"W x 15"D x 38"H 24 Sorting Pockets 15"D without Plexi Doors - GL	SC2448GL	3,219.00	3,219.00	1	132	-	-	-
SC2448GH	Mailflow System® Elevated 15"H Closed-Back Sorter Shelf Capacity: 20 2 columns of 11"W Shelves Size: 24"W x 15"D x 48"H Size (Inside): 22"W x 15"D x 30"H 20 Sorting Pockets 15"D without Plexi Doors - GH	SC2448GH	3,180.00	3,180.00	1	132	-	-	-



SC2433GL

Note: All preconfigured models are standard with two columns of 11" wide shelves and the remaining columns with 12" wide shelves. You may receive extra shelves with sorters.

Office Suites
Seating
Tables & Desks
Meeting Essentials
Personal Organization
Ergonomics
High Density Storage
Storage & Filing
Facilities
Technology Furniture
Art & Engineering
K-12 Education
SAFE Collection Addendum

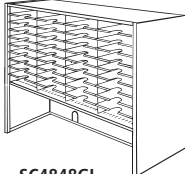

Mailflow Systems® - Elevated Closed-Back Sorters

Safco® Products marketing materials are designed to be used as sales tools for our Dealer network.

Model #	Description	Model #	List Price Ea.	List Carton Price	Quantity Per Carton	Actual Weight	S-Parcel Billable Weight	Carton Cube	Freight Class
SC3633GL	SC3633 Mailflow System® Elevated 9"H Closed-Back Sorter Shelf Capacity: 21 2 columns of 11"W & 1 column 12"W Shelves Size: 36"W x 15"D x 33"H Size (Inside): 34"W x 15"D x 21"H 21 Sorting Pockets 15"D without Plexi Doors - GL	SC3633GL	2,679.00	2,679.00	1	128	-	-	-
	SC3641 Mailflow System® Elevated 8"H Closed-Back Sorter Shelf Capacity: 30 2 columns of 11"W & 1 column 12"W Shelves Size: 36"W x 15"D x 41"H Size (Inside): 34"W x 15"D x 30"H 30 Sorting Pockets 15"D without Plexi Doors - GL	SC3641GL	3,457.00	3,457.00	1	168	-	-	-
	Mailflow System® Elevated 17"H Closed-Back Sorter Shelf Capacity: 21 2 columns of 11"W & 1 column 12"W Shelves Size: 36"W x 15"D x 41"H Size (Inside): 34"W x 15"D x 21"H 21 Sorting Pockets 15"D without Plexi Doors - GH	SC3641GH	2,879.00	2,879.00	1	149	-	-	-
SC4833GL	SC3648 Mailflow System® Elevated 7"H Closed-Back Sorter Shelf Capacity: 36 2 columns of 11"W & 1 column 12"W Shelves Size: 36"W x 15"D x 48"H Size (Inside): 34"W x 15"D x 38"H 36 Sorting Pockets 15"D without Plexi Doors - GL	SC3648GL	3,889.00	3,889.00	1	198	-	-	-
	Mailflow System® Elevated 15"H Closed-Back Sorter Shelf Capacity: 20 2 columns of 11"W & 1 column 12"W Shelves Size: 36"W x 15"D x 48"H Size (Inside): 34"W x 15"D x 30"H 20 Sorting Pockets 15"D without Plexi Doors - GH	SC3648GH	3,755.00	3,755.00	1	187	-	-	-
	SC4833 Mailflow System® Elevated 9"H Closed-Back Sorter Shelf Capacity: 28 2 columns of 11"W & 2 column 12"W Shelves Size: 48"W x 15"D x 33"H Size (Inside): 46"W x 15"D x 21"H 28 Sorting Pockets 15"D without Plexi Doors - GL	SC4833GL	3,386.00	3,386.00	1	160	-	-	-
SC4841GL	SC4841 Mailflow System® Elevated 8"H Closed-Back Sorter Shelf Capacity: 40 2 columns of 11"W & 2 column 12"W Shelves Size: 48"W x 15"D x 41"H Size (Inside): 46"W x 15"D x 30"H 40 Sorting Pockets 15"D without Plexi Doors - GL	SC4841GL	4,307.00	4,307.00	1	224	-	-	-
	Mailflow System® Elevated 17"H Closed-Back Sorter Shelf Capacity: 28 2 columns of 11"W & 2 column 12"W Shelves Size: 48"W x 15"D x 41"H Size (Inside): 46"W x 15"D x 21"H 28 Sorting Pockets 15"D without Plexi Doors - GH	SC4841GH	3,588.00	3,588.00	1	193	-	-	-

Note: All preconfigured models are standard with two columns of 11" wide shelves and the remaining columns with 12" wide shelves. You may receive extra shelves with sorters.

Mailflow Systems® - Elevated Closed-Back Sorters

Model #	Description	Model #	List Price Ea.	List Carton Price	Quantity Per Carton	Actual Weight	S-Parcel Billable Weight	Carton Cube	Freight Class
	SC4848 Mailflow System® Elevated 7" H Closed-Back Sorter Shelf Capacity: 48 2 columns of 11" W & 2 column 12" W Shelves Size: 48" W x 15" D x 48" H Size (Inside): 46" W x 15" D x 38" H 48 Sorting Pockets 15" D without Plexi Doors - GL	SC4848GL	5,255.00	5,255.00	1	263	-	-	-
	Mailflow System® Elevated 15" H Closed-Back Sorter Shelf Capacity: 40 2 columns of 11" W & 2 column 12" W Shelves Size: 48" W x 15" D x 48" H Size (Inside): 46" W x 15" D x 30" H 40 Sorting Pockets 15" D without Plexi Doors - GH	SC4848GH	4,613.00	4,613.00	1	241	-	-	-
	SC6033 Mailflow System® Elevated 9" H Closed-Back Sorter Shelf Capacity: 35 2 columns of 11" W & 3 column 12" W Shelves Size: 60" W x 15" D x 33" H Size (Inside): 58" W x 15" D x 21" H 35 Sorting Pockets 15" D without Plexi Doors - GL	SC6033GL	3,972.00	3,972.00	1	203	-	-	-
	SC6041 Mailflow System® Elevated 8" H Closed-Back Sorter Shelf Capacity: 50 2 columns of 11" W & 3 column 12" W Shelves Size: 60" W x 15" D x 41" H Size (Inside): 58" W x 15" D x 30" H 50 Sorting Pockets 15" D without Plexi Doors - GL	SC6041GL	5,040.00	5,040.00	1	248	-	-	-
	Mailflow System® Elevated 17" H Closed-Back Sorter Shelf Capacity: 35 2 columns of 11" W & 3 column 12" W Shelves Size: 60" W x 15" D x 41" H Size (Inside): 58" W x 15" D x 21" H 35 Sorting Pockets 15" D without Plexi Doors - GH	SC6041GH	4,275.00	4,275.00	1	208	-	-	-
	SC6048 Mailflow System® Elevated 7" H Closed-Back Sorter Shelf Capacity: 60 2 columns of 11" W & 3 column 12" W Shelves Size: 60" W x 15" D x 48" H Size (Inside): 58" W x 15" D x 38" H 60 Sorting Pockets 15" D without Plexi Doors - GL	SC6048GL	5,855.00	5,855.00	1	275	-	-	-
	Mailflow System® Elevated 15" H Closed-Back Sorter Shelf Capacity: 50 2 columns of 11" W & 3 column 12" W Shelves Size: 60" W x 15" D x 48" H Size (Inside): 58" W x 15" D x 30" H 50 Sorting Pockets 15" D without Plexi Doors - GH	SC6048GH	5,350.00	5,350.00	1	233	-	-	-

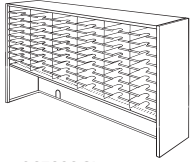
Note: All preconfigured models are standard with two columns of 11" wide shelves and the remaining columns with 12" wide shelves. You may receive extra shelves with sorters.

Office Suites
Seating
Tables & Desks
Meeting Essentials
Personal Organization
Ergonomics
High Density Storage
Storage & Filing
Facilities
Technology Furniture
Art & Engineering
K-12 Education
SAFE Collection Addendum

Mailflow Systems® - Elevated Closed-Back Sorters

Safco® Products marketing materials are designed to be used as sales tools for our Dealer network.

Model #	Description	Model #	List Price Ea.	List Carton Price	Quantity Per Carton	Actual Weight	S-Parcel Billable Weight	Carton Cube	Freight Class
SC7233	Mailflow System® Elevated 9"H Closed-Back Sorter Shelf Capacity: 42 2 columns of 11"W & 4 column 12"W Shelves Size: 72"W x 15"D x 33"H Size (Inside): 70"W x 15"D x 21"H 42 Sorting Pockets 15"D without Plexi Doors - GL	SC7233GL	4,631.00	4,631.00	1	237	-	-	-
SC7241	Mailflow System® Elevated 8"H Closed-Back Sorter Shelf Capacity: 60 2 columns of 11"W & 4 column 12"W Shelves Size: 72"W x 15"D x 41"H Size (Inside): 70"W x 15"D x 30"H 60 Sorting Pockets 15"D without Plexi Doors - GL	SC7241GL	6,075.00	6,075.00	1	292	-	-	-
SC7233GL	Mailflow System® Elevated 17"H Closed-Back Sorter Shelf Capacity: 42 2 columns of 11"W & 4 column 12"W Shelves Size: 72"W x 15"D x 41"H Size (Inside): 70"W x 15"D x 21"H 42 Sorting Pockets 15"D without Plexi Doors - GH	SC7241GH	5,103.00	5,103.00	1	245	-	-	-
SC7248	Mailflow System® Elevated 7"H Closed-Back Sorter Shelf Capacity: 72 2 columns of 11"W & 4 column 12"W Shelves Size: 72"W x 15"D x 48"H Size (Inside): 70"W x 15"D x 38"H 72 Sorting Pockets 15"D without Plexi Doors - GL	SC7248GL	6,545.00	6,545.00	1	332	-	-	-
	Mailflow System® Elevated 15"H Closed-Back Sorter Shelf Capacity: 60 2 columns of 11"W & 4 column 12"W Shelves Size: 72"W x 15"D x 48"H Size (Inside): 70"W x 15"D x 30"H 60 Sorting Pockets 15"D without Plexi Doors - GH	SC7248GH	6,290.00	6,290.00	1	300	-	-	-



Note: All preconfigured models are standard with two columns of 11" wide shelves and the remaining columns with 12" wide shelves. You may receive extra shelves with sorters.

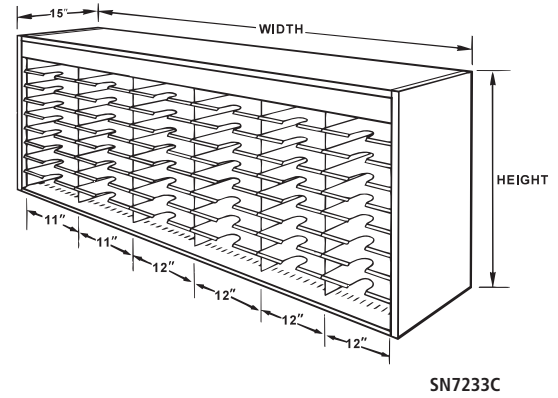
Office Suites
Seating
Tables & Desks
Meeting Essentials
Personal Organization
Ergonomics
High Density Storage
Storage & Filing
Facilities
Technology Furniture
Art & Engineering
K-12 Education
SAFE Collection Addendum

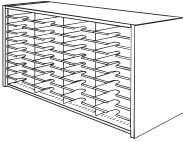
Open-Back Sorters

Open-Back Sorters are typically used where mail is passed through – sorted on one side and collected by the recipient on the other.

- All sorters are 15" deep with 14" deep sorting shelves. Adjust on 1/2"H increments
- Preconfigured models, designated by the letter "C" are available, or build-your-own and adding components on pages 233-235
- Pricing below is for sorters without doors
- Available in Safco® Corporate Colors see page 10 or go to Safcoproducts.com for more information

- For assistance with custom Mailflow Systems configuration contact your local Safco Sales Rep Group.

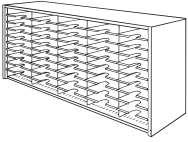
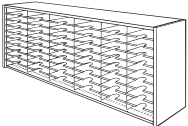


Model #	Description	Model #	List Price Ea.	List Carton Price	Quantity Per Carton	Actual Weight	S-Parcel Billable Weight	Carton Cube	Freight Class
 SN4833C	SN4833 Mailflow System® Open-Back Sorter Shelf Capacity: 36 2 columns of 11"W & 2 column 12"W Shelves Size: 48"W x 15"D x 33"H Size (Inside): 46"W x 15"D x 27"H 36 Sorting Pockets 15"D without Plexi Doors - C	SN4833C	3,715.00	3,715.00	1	149	-	-	-
	SN4841 Mailflow System® Open-Back Sorter Shelf Capacity: 44 2 columns of 11"W & 2 column 12"W Shelves Size: 48"W x 15"D x 41"H Size (Inside): 49"W x 15"D x 35"H 44 Sorting Pockets 15"D without Plexi Doors - C	SN4841C	4,321.00	4,321.00	1	181	-	-	-
	SN4848 Mailflow System® Open-Back Sorter Shelf Capacity: 56 2 columns of 11"W & 2 column 12"W Shelves Size: 48"W x 15"D x 48"H Size (Inside): 46"W x 15"D x 42"H 56 Sorting Pockets 15"D without Plexi Doors - C	SN4848C	5,060.00	5,060.00	1	213	-	-	-

Note: All preconfigured models are standard with two columns of 11" wide shelves and the remaining columns with 12" wide shelves. You may receive extra shelves with sorters.

Mailflow Systems® - Open-Back Sorters

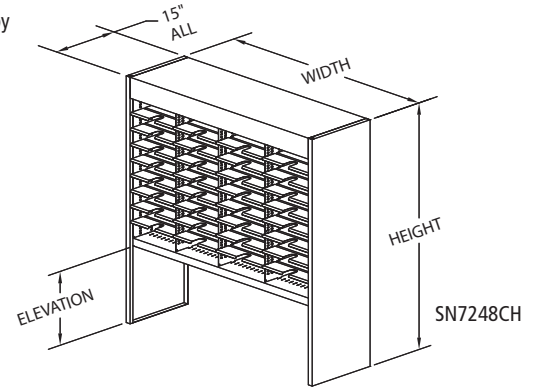
Safco® Products marketing materials are designed to be used as sales tools for our Dealer network.

Model #	Description	Model #	List Price Ea.	List Carton Price	Quantity Per Carton	Actual Weight	S-Parcel Billable Weight	Carton Cube	Freight Class
 SN6033C	SN6033 Mailflow System® Open-Back Sorter Shelf Capacity: 45 2 columns of 11"W & 3 column 12"W Shelves Size: 60"W x 15"D x 33"H Size (Inside): 58"W x 15"D x 27"H 45 Sorting Pockets 15"D without Plexi Doors- C	SN6033C	4,386.00	4,386.00	1	188	-	-	-
	SN6041 Mailflow System® Open-Back Sorter Shelf Capacity: 55 2 columns of 11"W & 3 column 12"W Shelves Size: 60"W x 15"D x 41"H Size (Inside): 58"W x 15"D x 35"H 55 Sorting Pockets 15"D without Plexi Doors- C	SN6041C	4,932.00	4,932.00	1	238	-	-	-
	SN6048 Mailflow System® Open-Back Sorter Shelf Capacity: 70 2 columns of 11"W & 3 column 12"W Shelves Size: 60"W x 15"D x 48"H Size (Inside): 58"W x 15"D x 42"H 70 Sorting Pockets 15"D without Plexi Doors- C	SN6048C	6,031.00	6,031.00	1	285	-	-	-
 SN7233C	SN7233 Mailflow System® Open-Back Sorter Shelf Capacity: 54 2 columns of 11"W & 4 column 12"W Shelves Size: 72"W x 15"D x 33"H Size (Inside): 70"W x 15"D x 27"H 54 Sorting Pockets 15"D without Plexi Doors- C	SN7233C	4,919.00	4,919.00	1	232	-	-	-
	SN7241 Mailflow System® Open-Back Sorter Shelf Capacity: 66 2 columns of 11"W & 4 column 12"W Shelves Size: 72"W x 15"D x 41"H Size (Inside): 70"W x 15"D x 35"H 66 Sorting Pockets 15"D without Plexi Doors- C	SN7241C	5,791.00	5,791.00	1	282	-	-	-
	SN7248 Mailflow System® Open-Back Sorter Shelf Capacity: 84 2 columns of 11"W & 4 column 12"W Shelves Size: 72"W x 15"D x 48"H Size (Inside): 70"W x 15"D x 42"H 84 Sorting Pockets 15"D without Plexi Doors- C	SN7248C	6,924.00	6,924.00	1	331	-	-	-

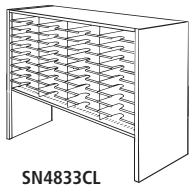
Note: All preconfigured models are standard with two columns of 11" wide shelves and the remaining columns with 12" wide shelves. You may receive extra shelves with sorters.

Open-Back Sorters are typically used where mail is passed through – sorted on one side and collected by the recipient on the other

- All sorters are 15" deep with 14" deep sorting shelves. Adjust on 1/2"H increments
 - Preconfigured models, designated by the letter "C" are available, or build-your-own and adding components on pages 233-235
 - Elevated sorters offer more workspace, by raising the sorter off the work area
 - Pricing below is for sorters without doors
 - Available in Safco® Corporate Colors see page 10 or go to Safcoproducts.com for more information
- For assistance with custom Mailflow Systems configuration contact your local Safco Sales Rep Group.



Model #	Description	Model #	List Price Ea.	List Carton Price	Quantity Per Carton	Actual Weight	S-Parcel Billable Weight	Carton Cube	Freight Class
SN4833	Mailflow System® Elevated 9"H Open-Back Sorter Shelf Capacity: 24 2 columns of 11"W & 2 column 12"W Shelves Size: 48"W x 15"D x 33"H Size (Inside): 46"W x 15"D x 18"H 24 Sorting Pockets 15"D without Plexi Doors- CL	SN4833CL	3,280.00	3,280.00	1	103	-	-	-
SN4841	Mailflow System® Elevated 8"H Open-Back Sorter Shelf Capacity: 36 2 columns of 11"W & 2 column 12"W Shelves Size: 48"W x 15"D x 41"H Size (Inside): 46"W x 15"D x 27"H 36 Sorting Pockets 15"D without Plexi Doors- CL	SN4841CL	3,958.00	3,958.00	1	132	-	-	-
SN4841CH	Mailflow System® Elevated 17"H Open-Back Sorter Shelf Capacity: 24 2 columns of 11"W & 2 column 12"W Shelves Size: 48"W x 15"D x 41"H Size (Inside): 46"W x 15"D x 18"H 24 Sorting Pockets 15"D without Plexi Doors- CH	SN4841CH	3,707.00	3,707.00	1	108	-	-	-
SN4848	Mailflow System® Elevated 7"H Open-Back Sorter Shelf Capacity: 44 2 columns of 11"W & 2 column 12"W Shelves Size: 48"W x 15"D x 48"H Size (Inside): 46"W x 15"D x 35"H 44 Sorting Pockets 15"D without Plexi Doors- C	SN4848CL	4,748.00	4,748.00	1	153	-	-	-
SN4848CH	Mailflow System® Elevated 15"H Open-Back Sorter Shelf Capacity: 36 2 columns of 11"W & 2 column 12"W Shelves Size: 48"W x 15"D x 48"H Size (Inside): 46"W x 15"D x 27"H 36 Sorting Pockets 15"D without Plexi Doors- CH	SN4848CH	4,243.00	4,243.00	1	137	-	-	-



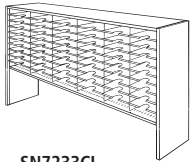
Note: All preconfigured models are standard with two columns of 11" wide shelves and the remaining columns with 12" wide shelves. You may receive extra shelves with sorters.

Office Suites
Seating
Tables & Desks
Meeting Essentials
Personal Organization
Ergonomics
High Density Storage
Storage & Filing
Facilities
Technology Furniture
Art & Engineering
K-12 Education
SAFE Collection Addendum

Mailflow Systems® - Elevated Open-Back Sorters

Safco® Products marketing materials are designed to be used as sales tools for our Dealer network.

Model #	Description	Model #	List Price Ea.	List Carton Price	Quantity Per Carton	Actual Weight	S-Parcel Billable Weight	Carton Cube	Freight Class
SN6033	Mailflow System® Elevated 9"H Open-Back Sorter Shelf Capacity: 30 2 columns of 11"W & 3 column 12"W Shelves Size: 60"W x 15"D x 33"H Size (Inside): 58"W x 15"D x 18"H 30 Sorting Pockets 15"D without Plexi Doors- CL	SN6033CL	3,727.00	3,727.00	1	135	-	-	-
SN6041	Mailflow System® Elevated 8"H Open-Back Sorter Shelf Capacity: 45 2 columns of 11"W & 3 column 12"W Shelves Size: 60"W x 15"D x 41"H Size (Inside): 58"W x 15"D x 27"H 45 Sorting Pockets 15"D without Plexi Doors- CL	SN6041CL	4,650.00	4,650.00	1	170	-	-	-
SN6033CL	Mailflow System® Elevated 17"H Open-Back Sorter Shelf Capacity: 30 2 columns of 11"W & 3 column 12"W Shelves Size: 60"W x 15"D x 41"H Size (Inside): 58"W x 15"D x 18"H 30 Sorting Pockets 15"D without Plexi Doors- CH	SN6041CH	4,171.00	4,171.00	1	140	-	-	-
SN6048	Mailflow System® Elevated 7"H Open-Back Sorter Shelf Capacity: 55 2 columns of 11"W & 3 column 12"W Shelves Size: 60"W x 15"D x 48"H Size (Inside): 58"W x 15"D x 35"H 55 Sorting Pockets 15"D without Plexi Doors- CL	SN6048CL	5,103.00	5,103.00	1	195	-	-	-
	Mailflow System® Elevated 15"H Open-Back Sorter Shelf Capacity: 45 2 columns of 11"W & 3 column 12"W Shelves Size: 60"W x 15"D x 48"H Size (Inside): 58"W x 15"D x 27"H 45 Sorting Pockets 15"D without Plexi Doors- CH	SN6048CH	5,182.00	5,182.00	1	175	-	-	-
SN7233	Mailflow System® Elevated 9"H Open-Back Sorter Shelf Capacity: 36 2 columns of 11"W & 4 column 12"W Shelves Size: 72"W x 15"D x 33"H Size (Inside): 70"W x 15"D x 18"H 36 Sorting Pockets 15"D without Plexi Doors- CL	SN7233CL	4,401.00	4,401.00	1	164	-	-	-
SN7241	Mailflow System® Elevated 8"H Open-Back Sorter Shelf Capacity: 54 2 columns of 11"W & 4 column 12"W Shelves Size: 72"W x 15"D x 41"H Size (Inside): 70"W x 15"D x 27"H 54 Sorting Pockets 15"D without Plexi Doors- CL	SN7241CL	5,484.00	5,484.00	1	213	-	-	-
	Mailflow System® Elevated 17"H Open-Back Sorter Shelf Capacity: 36 2 columns of 11"W & 4 column 12"W Shelves Size: 72"W x 15"D x 41"H Size (Inside): 70"W x 15"D x 18"H 36 Sorting Pockets 15"D without Plexi Doors- CH	SN7241CH	4,960.00	4,960.00	1	177	-	-	-

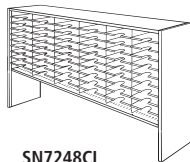


Note: All preconfigured models are standard with two columns of 11" wide shelves and the remaining columns with 12" wide shelves. You may receive extra shelves with sorters.

Office Suites
Seating
Tables & Desks
Meeting Essentials
Personal Organization
Ergonomics
High Density Storage
Storage & Filing
Facilities
Technology Furniture
Art & Engineering
K-12 Education
SAFE Collection Addendum

Mailflow Systems® - Elevated Open-Back Sorters

Model #	Description	Model #	List Price Ea.	List Carton Price	Quantity Per Carton	Actual Weight	S-Parcel Billable Weight	Carton Cube	Freight Class
SN7248	Mailflow System® Elevated 7"H Open-Back Sorter Shelf Capacity: 66 2 columns of 11"W & 4 column 12"W Shelves Size: 72"W x 15"D x 48"H Size (Inside): 70"W x 15"D x 35"H 66 Sorting Pockets 15"D without Plexi Doors- CL	SN7248CL	5,859.00	5,859.00	1	247	-	-	-
	Mailflow System® Elevated 15"H Open-Back Sorter Shelf Capacity: 54 2 columns of 11"W & 4 column 12"W Shelves Size: 72"W x 15"D x 48"H Size (Inside): 70"W x 15"D x 27"H 54 Sorting Pockets 15"D without Plexi Doors- CH	SN7248CH	5,640.00	5,640.00	1	223	-	-	-



SN7248CL

Note: All preconfigured models are standard with two columns of 11" wide shelves and the remaining columns with 12" wide shelves. You may receive extra shelves with sorters.

Office Suites
Seating
Tables & Desks
Meeting Essentials
Personal Organization
Ergonomics
High Density Storage
Storage & Filing
Facilities
Technology Furniture
Art & Engineering
K-12 Education
SAFE Collection Addendum

Work Surface Finishes – High Pressure Laminate

- | | |
|------------------|--------------|
| Designer White | Fusion Maple |
| Biltmore Cherry | Black |
| Columbian Walnut | Asian Night |
| Fashion Gray | Asian Sand |

High-Pressure Laminate Edge Band Colors

Black, Designer White, Ice Gray

Safco® Corporate Color Program – Powder Coat Paint Finishes

- | | | | |
|-------------|-------------|-------------------|----------------|
| Black | Mist | White | Textured Black |
| Blue Medium | Navy | Textured Graphite | |
| Desert Sage | Tech Silver | Textured Gray | |

Custom Request Form see page 11

All requests for customization of product, sizes and finishes must have prior approval. Please email specials@safcoproducts.com

Contact your local Safco Sales Rep Group to discuss space planning specific application, obtain prior approval and quote.

TO ORDER, PLEASE SPECIFY:

Example: **S A 3 6 8 0 G 1** + **B L A C K** + **B L A C K** + **D E S E R T S A G E**

MODEL HIGH PRESSURE LAMINATE COLOR EDGE BAND COLOR CABINET POWDER COAT FINISH


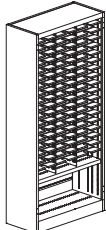
WHEN ORDERING HIGH PRESSURE LAMINATE ADD SUFFIX "LAM"

Model #	Description	Laminates	List Price Ea.	Carton Price	Quantity Per Carton	Actual Weight	S-Parcel Billable Weight	Carton Cube	Freight Class
	<ul style="list-style-type: none"> Steel back panel has one 3" diameter cable management cutout Shelves and work surface adjust on 1/2" H increments 								
	<ul style="list-style-type: none"> All-welded steel cabinet construction 								
Satellite Sorter - 36"W x 80"H x 16"D									
SA3680G1	Satellite Sorter, Shelf: 15"D, 30 Pocket 2 columns of 11"W & 1 column 12"W Shelves Work Surface: 33 1/2"W x 27"D x 1"H	SA3680G1LAM	6,216.00	6,216.00	1	240	-	-	-
SA3680L1	Satellite Sorter, Shelf: 12"D, 30 Pocket 2 columns of 11"W & 1 column 12"W Shelves Work Surface: 33 1/2"W x 27"D x 1"H	SA3680L1LAM	5,881.00	5,881.00	1	222	-	-	-

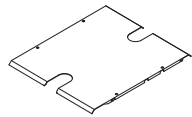
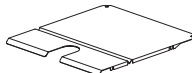
Mailflow Systems® - Specialized Freestanding Sorters

- Preconfigured models come standard with 3" H pockets in either letter (12"D) or legal (15"D) depths. Adjust on 1/2" H increments
- All-welded steel cabinet construction

Specialized Freestanding Sorters - 36"W, 2 columns of 11"W & 1 column 12"W Shelves

	SF3665B	Mailflow System® Freestanding Sorter Shelf Capacity: 57 Size: 36"W x 12"D x 64 1/2"H - Letter-Size - BL1 Size: 36"W x 15"D x 64 1/2"H - Legal-Size - BG1	SF3665BL1 SF3665BG1	5,431.00 5,988.00	5,431.00 5,988.00	1 1	292 273	- -	- -	- -
	SF3680B	Mailflow System® Freestanding Sorter Shelf Capacity: 72 Size: 36"W x 12"D x 80"H - Letter-Size - BL1 Size: 36"W x 15"D x 80"H - Legal-Size - BG1	SF3680BL1 SF3680BG1	6,358.00 6,873.00	6,358.00 6,873.00	1 1	414 444	- -	- -	- -
	SF3665D	Mailflow System® Freestanding Sorter Shelf Capacity: 45 Size: 36"W x 12"D x 64 1/2"H - Letter-Size-DL1 Size: 36"W x 15"D x 64 1/2"H - Legal-Size-DG1	SF3665DL1 SF3665DG1	5,057.00 5,517.00	5,057.00 5,517.00	1 1	292 273	- -	- -	- -
	SF3680D	Mailflow System® Freestanding Sorter Shelf Capacity: 57 Size: 36"W x 12"D x 80"H - Letter-Size - DL1 Size: 36"W x 15"D x 80"H - Legal-Size - DG1	SF3680DL1 SF3680DG1	6,016.00 6,427.00	6,016.00 6,427.00	1 1	414 444	- -	- -	- -

Office Suites
Seating
Tables & Desks
Meeting Essentials
Personal Organization
Ergonomics
High Density Storage
Storage & Filing
Facilities
Technology Furniture
Art & Engineering
K-12 Education
SAFE Collection Addendum

Model #	Description	Model #	List Price Ea.	Carton Price	Quantity Per Carton	Actual Weight	S-Parcel Billable Weight	Carton Cube	Freight Class
<ul style="list-style-type: none"> • All shelves lock in place and won't pull out when retrieving mail • Shelves can be removed for easy height adjustment on 1/2" increments • Shelves have centered thumb cut for quick, one-handed retrieval 		<ul style="list-style-type: none"> • Front edge of shelves has a 45° beveled labeling flange for easy reading of labels and allows mail from pocket below to pass under above shelf without hanging up • Heavy-duty, 20-gauge shelves with V-groove hold up to 75 lbs. per pocket 							
									
Kwik-Shelf™ Shelving System for Open-Back Sorters, Plexi Door Units									
1114P06	Shelf for Open-Back Sorter Shelf: 11"W x 14 1/2"D	1114P06	255.00	255.00	6	2	-	-	-
1214P06	Shelf for Open-Back Sorter Shelf: 12"W x 14 1/2"D	1214P06	259.00	259.00	6	2.5	-	-	-
Kwik-Shelf™ Shelving System for Non-Plexi Door, Closed-Back Sorters									
									
0412P06	Shelf for Closed-Back Sorter Shelf: 4"W x 12"D	0412P06	139.00	139.00	6	0.5	-	-	-
0512P06	Shelf for Closed-Back Sorter Shelf: 5"W x 12"D	0512P06	149.00	149.00	6	0.75	-	-	-
0515P06	Shelf for Closed-Back Sorter Shelf: 5"W x 15"D	0515P06	155.00	155.00	6	1	-	-	-
0612P06	Shelf for Closed-Back Sorter Shelf: 6"W x 12"D	0612P06	154.00	154.00	6	0.75	-	-	-
0712P06	Shelf for Closed-Back Sorter Shelf: 7"W x 12"D	0712P06	162.00	162.00	6	1	-	-	-
0812P06	Shelf for Closed-Back Sorter Shelf: 8"W x 12"D	0812P06	191.00	191.00	6	1.05	-	-	-
0912P06	Shelf for Closed-Back Sorter Shelf: 9"W x 12"D	0912P06	210.00	210.00	6	1.05	-	-	-
0915P06	Shelf for Closed-Back Sorter Shelf: 9"W x 15"D	0915P06	238.00	238.00	6	2	-	-	-
1012P06	Shelf for Closed-Back Sorter Shelf: 10"W x 12"D	1012P06	222.00	222.00	6	1.15	-	-	-
1015P06	Shelf for Closed-Back Sorter Shelf: 10"W x 15"D	1015P06	254.00	254.00	6	1.5	-	-	-
1112P06	Shelf for Closed-Back Sorter Shelf: 11"W x 12"D	1112P06	235.00	235.00	6	1.25	-	-	-
1115P06	Shelf for Closed-Back Sorter Shelf: 11"W x 15"D	1115P06	255.00	255.00	6	1.75	-	-	-
1212P06	Shelf for Closed-Back Sorter Shelf: 12"W x 12"D	1212P06	238.00	238.00	6	1.4	-	-	-
1215P06	Shelf for Closed-Back Sorter Shelf: 12"W x 15"D	1215P06	267.00	267.00	6	1.75	-	-	-
1412P06	Shelf for Closed-Back Sorter Shelf: 14"W x 12"D	1412P06	326.00	326.00	6	2.3	-	-	-
1415P06	Shelf for Closed-Back Sorter Shelf: 14"W x 15"D	1415P06	353.00	353.00	6	2.75	-	-	-
1515P06	Shelf for Closed-Back Sorter Shelf: 15"W x 15"D	1515P06	394.00	394.00	6	2.9	-	-	-
1612P06	Shelf for Closed-Back Sorter Shelf: 16"W x 12"D	1612P06	376.00	376.00	6	2.8	-	-	-
1615P06	Shelf for Closed-Back Sorter Shelf: 16"W x 15"D	1615P06	412.00	412.00	6	3	-	-	-

Office Suites
Seating
Tables & Desks
Meeting Essentials
Personal Organization
Ergonomics
High Density Storage
Storage & Filing
Facilities
Technology Furniture
Art & Engineering
K-12 Education
SAFE Collection Addendum

Mailflow Systems® - Shelf Support


Safco® Products marketing materials are designed to be used as sales tools for our Dealer network.

Model #	Description	Model #	List Price Ea.	Carton Price	Quantity Per Carton	Actual Weight	S-Parcel Billable Weight	Carton Cube	Freight Class
---------	-------------	---------	----------------	--------------	---------------------	---------------	--------------------------	-------------	---------------


Shelf Supports divide a sorter into columns and support the shelves within each column.

- Shelf supports are adjustable in 1" horizontal increments to fit various shelf widths
- Each support is slotted at 1/2" vertical increments for shelf adjustment
- Shelf support models are based on sorter type, height and shelf depth
- When ordering, remember that the two end shelf supports are included with each sorter

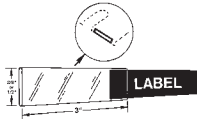
Shelf Support - Closed-Back Sorters

	SS24LM0 Shelf Support - 21"H Size: 12"W x 21"H	SS24LM01	81.00	81.00	1 Unit	5.4	-	-	-
		SS24LM02	160.00	160.00	2 Unit	5.4	-	-	-
		SS24LM03	243.00	243.00	3 Unit	5.4	-	-	-
		SS24LM04	321.00	321.00	4 Unit	5.4	-	-	-
		SS24LM05	407.00	407.00	5 Unit	5.4	-	-	-
SS24GM0 Shelf Support - 21"H Size: 15"W x 21"H	SS24GM01	99.00	99.00	1 Unit	8.4	-	-	-	
	SS24GM02	194.00	194.00	2 Unit	8.4	-	-	-	
	SS24GM03	298.00	298.00	3 Unit	8.4	-	-	-	
	SS24GM04	404.00	404.00	4 Unit	8.4	-	-	-	
	SS24GM05	498.00	498.00	5 Unit	8.4	-	-	-	
SS33LM0 Shelf Support - 30"H Size: 12"W x 30"H	SS33LM01	91.00	91.00	1 Unit	8.0	-	-	-	
	SS33LM02	189.00	189.00	2 Unit	8.0	-	-	-	
	SS33LM03	291.00	291.00	3 Unit	8.0	-	-	-	
	SS33LM04	393.00	393.00	4 Unit	8.0	-	-	-	
	SS33LM05	480.00	480.00	5 Unit	8.0	-	-	-	
SS33GM0 Shelf Support - 30"H Size: 15"W x 30"H	SS33GM01	117.00	117.00	1 Unit	10.5	-	-	-	
	SS33GM02	235.00	235.00	2 Unit	10.5	-	-	-	
	SS33GM03	340.00	340.00	3 Unit	10.5	-	-	-	
	SS33GM04	455.00	455.00	4 Unit	10.5	-	-	-	
	SS33GM05	560.00	560.00	5 Unit	10.5	-	-	-	
SS41LM0 Shelf Support - 38"H Size: 12"W x 38"H	SS41LM01	113.00	113.00	1 Unit	9.5	-	-	-	
	SS41LM02	229.00	229.00	2 Unit	9.5	-	-	-	
	SS41LM03	340.00	340.00	3 Unit	9.5	-	-	-	
	SS41LM04	469.00	469.00	4 Unit	9.5	-	-	-	
	SS41LM05	577.00	577.00	5 Unit	9.5	-	-	-	
SS41GM0 Shelf Support - 38"H Size: 15"W x 38"H	SS41GM01	131.00	131.00	1 Unit	12.6	-	-	-	
	SS41GM02	271.00	271.00	2 Unit	12.6	-	-	-	
	SS41GM03	395.00	395.00	3 Unit	12.6	-	-	-	
	SS41GM04	538.00	538.00	4 Unit	12.6	-	-	-	
	SS41GM05	678.00	678.00	5 Unit	12.6	-	-	-	
SS48LM0 Shelf Support - 45"H Size: 12"W x 45"H	SS48LM01	131.00	131.00	1 Unit	11.0	-	-	-	
	SS48LM02	279.00	279.00	2 Unit	11.0	-	-	-	
	SS48LM03	407.00	407.00	3 Unit	11.0	-	-	-	
	SS48LM04	522.00	522.00	4 Unit	11.0	-	-	-	
	SS48LM05	678.00	678.00	5 Unit	11.0	-	-	-	
SS48GM0 Shelf Support - 45"H Size: 15"W x 45"H	SS48GM01	159.00	159.00	1 Unit	14.8	-	-	-	
	SS48GM02	301.00	301.00	2 Unit	14.8	-	-	-	
	SS48GM03	469.00	469.00	3 Unit	14.8	-	-	-	
	SS48GM04	619.00	619.00	4 Unit	14.8	-	-	-	
	SS48GM05	771.00	771.00	5 Unit	14.8	-	-	-	

Shelf Support - Open-Back and Plexi Back Sorters

	SS24N0 Shelf Support - 21"H Size: 14 1/2"D x 21"H	SS24N01	96.00	96.00	1 Unit	8.0	-	-	-
		SS24N02	200.00	200.00	2 Unit	8.0	-	-	-
		SS24N03	298.00	298.00	3 Unit	8.0	-	-	-
		SS24N04	404.00	404.00	4 Unit	8.0	-	-	-
		SS24N05	498.00	498.00	5 Unit	8.0	-	-	-
SS33N0 Shelf Support - 30"H Size: 14 1/2"D x 30"H	SS33N01	113.00	113.00	1 Unit	10.0	-	-	-	
	SS33N02	235.00	235.00	2 Unit	10.0	-	-	-	
	SS33N03	340.00	340.00	3 Unit	10.0	-	-	-	
	SS33N04	469.00	469.00	4 Unit	10.0	-	-	-	
	SS33N05	577.00	577.00	5 Unit	10.0	-	-	-	
SS41N0 Shelf Support - 38"H Size: 14 1/2"D x 38"H	SS41N01	131.00	131.00	1 Unit	12.0	-	-	-	
	SS41N02	279.00	279.00	2 Unit	12.0	-	-	-	
	SS41N03	407.00	407.00	3 Unit	12.0	-	-	-	
	SS41N04	538.00	538.00	4 Unit	12.0	-	-	-	
	SS41N05	678.00	678.00	5 Unit	12.0	-	-	-	
SS48N0 Shelf Support - 45"H Size: 14 1/2"D x 45"H	SS48N01	160.00	160.00	1 Unit	14.0	-	-	-	
	SS48N02	325.00	325.00	2 Unit	14.0	-	-	-	
	SS48N03	469.00	469.00	3 Unit	14.0	-	-	-	
	SS48N04	636.00	636.00	4 Unit	14.0	-	-	-	
	SS48N05	795.00	795.00	5 Unit	14.0	-	-	-	

Office Suites
Seating
Tables & Desks
Meeting Essentials
Personal Organization
Ergonomics
High Density Storage
Storage & Filing
Facilities
Technology Furniture
Art & Engineering
K-12 Education
SAFE Collection Addendum

Model #	Description	Model #	List Price Ea.	Carton Price	Quantity Per Carton	Actual Weight	S-Parcel Billable Weight	Carton Cube	Freight Class
Label Holders									
<ul style="list-style-type: none"> • Transparent label holders fit securely on beveled shelf front • Blank, white label inserts with four sides are included 									
90145	Label Holder, Adhesive - 3"W x 3/8"H	90145	-	49.00	20	1 oz.	-	-	-
911785	Label Holder, Magnetic - 3"W x 1/2"H	911785	-	73.00	20	3 oz.	-	-	-
922VEL	Label Holder, Velcro® - 3"W x 1/2"H	922VEL	-	4.00	20	3 oz.	-	-	-
									
90155	Label, Adhesive - Colored - 3"W x 3/8"H	90155	-	8.40	84/set	1 oz.	-	-	-
90154	Label, Adhesive - White - 3"W x 3/8"H	90154	-	8.40					
911884	Label, Magnetic - White - 3"W x 1/2"H	911884	-	6.00					

90155 - Set of label inserts in six colors (White, Orange, Blue, Yellow, Pink and Green), in microperforated, 8 1/2" x 11" sheets. 14 four-sided blank label inserts per color, 84 per set. Fit in label holders (above). Use with PC and ink jet or laser printer.

Work Surface Finishes – High Pressure Laminate

- | | |
|------------------|--------------|
| Designer White | Fusion Maple |
| Biltmore Cherry | Black |
| Columbian Walnut | Asian Night |
| Fashion Gray | Asian Sand |

Grommet

For additional wire management select a grommet. Grommets are located towards the rear and positioned in the center of the table (Black only).

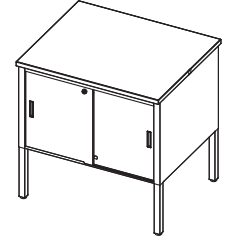
Model #	Suffix	List Price
G	Multi Use Grommet (Black)	28.00

High Pressure Laminate Edge Band Colors

Black, Designer White, Ice Gray

Safco® Corporate Color Program – Powder Coat Paint Finishes


- | | | | |
|-------------|-------------|-------------------|----------------|
| Black | Mist | White | Textured Black |
| Blue Medium | Navy | Textured Graphite | |
| Desert Sage | Tech Silver | Textured Gray | |

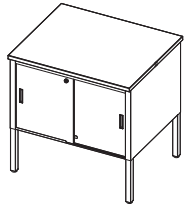


Custom Request Form see page 11

All requests for customization of product, sizes and finishes must have prior approval. Please email specials@safcoproducts.com

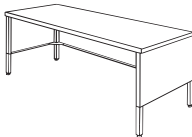


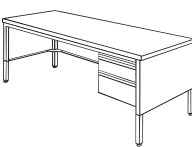
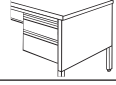
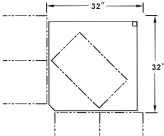
Order Example: T S A 3 6 3 0 H G + B L A C K + B L A C K + T E C H S I L V E R
MODEL LAMINATE FINISH EDGE BAND COLOR CABINET POWDER COAT FINISH

Model #	Description	Laminates	Model #	List Price Ea.	Quantity Carton Price	Per Carton	S-Parcel Actual Weight	Billable Weight	Carton Cube	Freight Class
Storage Tables - No Master Key Available 										
TSA3630H	Storage Table 36"W x 30"D x 24" to 36"H	High Pressure	TSA3630H	3,175.00	3,175.00	1	129	-	-	-
TSA3630DH	Storage Table with Locking Doors 36"W x 30"D x 24" to 36"H	High Pressure	TSA3630DH	3,923.00	3,923.00	1	146	-	-	-
TSA4830H	Storage Table 48"W x 30"D x 24" to 36"H	High Pressure	TSA4830H	3,471.00	3,471.00	1	155	-	-	-
TSA4830DH	Storage Table with Locking Doors 48"W x 30"D x 24" to 36"H	High Pressure	TSA4830DH	4,356.00	4,356.00	1	172	-	-	-
TSA6030H	Storage Table 60"W x 30"D x 24" to 36"H	High Pressure	TSA6030H	3,905.00	3,905.00	1	180	-	-	-
TSA6030DH	Storage Table with Locking Doors 60"W x 30"D x 24" to 36"H	High Pressure	TSA6030DH	4,835.00	4,835.00	1	198	-	-	-
TSA7230H	Storage Table 72"W x 30"D x 24" to 36"H	High Pressure	TSA7230H	4,366.00	4,366.00	1	230	-	-	-
TSA7230DH	Storage Table with Locking Doors 72"W x 30"D x 24" to 36"H	High Pressure	TSA7230DH	5,349.00	5,349.00	1	250	-	-	-



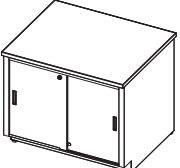
Office Suites
Seating
Tables & Desks
Meeting Essentials
Personal Organization
Ergonomics
High Density Storage
Storage & Filing
Facilities
Technology Furniture
Art & Engineering
K-12 Education
SAFE Collection Addendum

Mailflow Systems® - Tables & Storage Tables

Model #	Description	Laminates	Model #	List Price Ea.	Quantity Carton Price	Per Carton	S-Parcel Actual Weight	Billable Weight	Carton Cube	Freight Class
Work Tables										
	TW30LAM Work Table 30"W x 30"D x 24" to 36"H	High Pressure	TW30LAM	2,151.00	2,151.00	1	66	-	-	-
	TW36LAM Work Table 36"W x 30"D x 24" to 36"H	High Pressure	TW36LAM	2,551.00	2,551.00	1	76	-	-	-
	TW48LAM Work Table 48"W x 30"D x 24" to 36"H	High Pressure	TW48LAM	2,776.00	2,776.00	1	94	-	-	-
	TW60LAM Work Table 60"W x 30"D x 24" to 36"H	 High Pressure	TW60LAM	3,199.00	3,199.00	1	122	-	-	-
	TW72LAM Work Table 72"W x 30"D x 24" to 36"H	 High Pressure	TW72LAM	3,621.00	3,621.00	1	150	-	-	-
Pedestal Tables										
	TP48LAM Pedestal Table 48"W x 30"D x 24" to 36"H	High Pressure	TP48LAM	4,118.00	4,118.00	1	138	-	-	-
	TP60LAM Pedestal Table 60"W x 30"D x 24" to 36"H	High Pressure	TP60LAM	4,658.00	4,658.00	1	166	-	-	-
	TP72LAM Pedestal Table 72"W x 30"D x 24" to 36"H	High Pressure	TP72LAM	5,653.00	5,653.00	1	194	-	-	-
	APED1 Suspended Pedestal 1 Box and 1 File Drawer 15½"W x 21¼"D x 19¾"H		APED1	1,505.00	1,505.00	1	48	-	-	-
	Corner Platform Only can use on Work Tables TCNRLAM Corner Platform 30"W x 30"D x 24" to 36"H (Fits in 32"W x 32"D Space)	High Pressure	TCNRLAM	1,780.00	1,780.00	1	40	-	-	-

Mailflow Systems® - Storage Consoles

Storage Consoles - No Master Key Available

	MC363030H Storage Console 36"W x 30"D x 30"H	High Pressure	MC363030H	3,283.00	3,283.00	1	126	-	-	-
	MC363030DH Storage Console with Locking Doors 36"W x 30"D x 30"H	High Pressure	MC363030DH	4,157.00	4,157.00	1	141	-	-	-
	MC483030H Storage Console 48"W x 30"D x 30"H	High Pressure	MC483030H	3,752.00	3,752.00	1	155	-	-	-
	MC483030DH Storage Console with Locking Doors 48"W x 30"D x 30"H	High Pressure	MC483030DH	4,702.00	4,702.00	1	172	-	-	-
	MC603030H Storage Console 60"W x 30"D x 30"H	High Pressure	MC603030H	3,874.00	3,874.00	1	184	-	-	-
	MC603030DH Storage Console with Locking Doors 60"W x 30"D x 30"H	High Pressure	MC603030DH	4,977.00	4,977.00	1	203	-	-	-
	MC723030H Storage Console 72"W x 30"D x 30"H	High Pressure	MC723030H	4,321.00	4,321.00	1	213	-	-	-
	MC723030DH Storage Console with Locking Doors 72"W x 30"D x 30"H	High Pressure	MC723030DH	5,513.00	5,513.00	1	234	-	-	-

Office Suites
Seating
Tables & Desks
Meeting Essentials
Personal Organization
Ergonomics
High Density Storage
Storage & Filing
Facilities
Technology Furniture
Art & Engineering
Education
SAFE Collection Addendum

Mailflow Systems® - Adjustable Shelf Kits

Safco® Products marketing materials are designed to be used as sales tools for our Dealer network.

Work Surface Finishes – High Pressure Laminate

Designer White	Fusion Maple
Biltmore Cherry	Black
Columbian Walnut	Asian Night
Fashion Gray	Asian Sand

Grommet

For additional wire management select a grommet. Grommets are located towards the rear and positioned in the center of the table (Black only).

Model #	Suffix	List Price
G	Multi-Use Grommet (Black)	28.00

High Pressure Laminate Edge Band Colors

Black, Designer White, Ice Gray

Safco® Corporate Color Program – Powder Coat Paint Finishes

Black	Mist	White	Textured Black
Blue Medium	Navy	Textured Graphite	
Desert Sage	Tech Silver	Textured Gray	


Custom Request Form see page 11

All requests for customization of product, sizes and finishes must have prior approval. Please email specials@safcoproducts.com

Order Example: C L 4 8 T L A M G + B L A C K + B L A C K + T E C H S I L V E R



MODEL
LAMINATE FINISH
EDGE BAND COLOR
CABINET POWDER COAT FINISH

WHEN ORDERING HIGH PRESSURE LAMINATE ADD SUFFIX "LAM"

Model #	Description	Laminates	Model #	List Price Ea.	Carton Price	Quantity Per Carton	S-Parcel Actual Weight	Billable Weight	Carton Cube	Freight Class
Storage Table & Console Adjustable Shelf Kit										
	TSK3630 Adjustable Shelf Kit, 32 $\frac{1}{2}$ "W x 24"D, Graphite	TSK3630		411.00	411.00	1	20	--	--	--
	TSK4830 Adjustable Shelf Kit, 44 $\frac{1}{2}$ "W x 24"D, Graphite	TSK4830		449.00	449.00	1	27	--	--	--
	TSK6030 Adjustable Shelf Kit, 56 $\frac{1}{2}$ "W x 24"D, Graphite	TSK6030		475.00	475.00	1	33	--	--	--
	TSK7230 Adjustable Shelf Kit, 68 $\frac{1}{2}$ "W x 24"D, Graphite	TSK7230		504.00	504.00	1	40	--	--	--

Note: 24"D shelf can only be used with the 30"D Storage Table and Sliding Door Console.

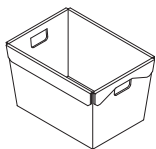
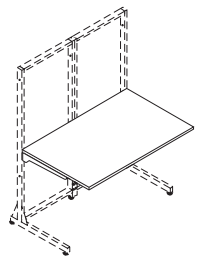
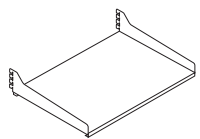
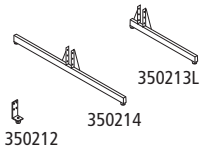
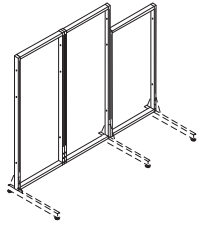
Mailflow Systems® - Mailroom Table Accessories

Model #	Description	Laminates	Model #	List Price Ea.	Carton Price	Quantity Per Carton	S-Parcel Actual Weight	Billable Weight	Carton Cube	Freight Class
	Pencil Drawer - Store pencils, other small objects. Mounts to any table without doors; field installed. Black only.									
1218	Pencil Drawer 24"W x 16"D x 1 $\frac{3}{4}$ "H		1218	226.00	226.00	1	7	--	--	--
	Table Casters - Heavy-duty Casters with braking action; add mobility to any mail room table.									
ACASTK	6"H Table Casters, Set of 4, field-installed Weight rating 500 lbs. per set of four		ACASTK	617.00	617.00	1	6.5	--	--	--

Build-your-own shipping system with individual frames, shelves, work surfaces and accessories.

- Frames are heavy-duty 11-gauge welded tubular steel
- Frames are slotted on 1" vertical increments allowing components to connect without tools
- Frames can be bolted together as your needs expand. 800 lbs. maximum load per frame
- Shelves are 14-gauge steel with welded attachment brackets
- Work surfaces are of 1" thick thermally-fused low-pressure laminate with medium density wood cores
- Standard finishes: Mist or Sand powder coat paint finish with Birch thermally-fused laminate work surface

Model #	Description	Model #	List Price Ea.	Carton Price	Quantity Per Carton	Actual Weight	S-Parcel Billable Weight	Carton Cube	Freight Class
Steel Frames - 800 lbs. Maximum Load Per Frame									
3202460	Steel Frame, 24"W x 60"H	3202460	942.00	942.00	1	36	-	-	-
3202472	Steel Frame, 24"W x 72"H	3202472	1,011.00	1,011.00	1	40	-	-	-
3202484	Steel Frame, 24"W x 84"H	3202484	1,111.00	1,111.00	1	44	-	-	-
3203060	Steel Frame, 30"W x 60"H	3203060	971.00	971.00	1	39	-	-	-
3203072	Steel Frame, 30"W x 72"H	3203072	1,032.00	1,032.00	1	43	-	-	-
3203084	Steel Frame, 30"W x 84"H	3203084	1,135.00	1,135.00	1	48	-	-	-
3203660	Steel Frame, 24"W x 60"H	3203660	1,004.00	1,004.00	1	40	-	-	-
3203672	Steel Frame, 24"W x 72"H	3203672	1,050.00	1,050.00	1	47	-	-	-
3203684	Steel Frame, 24"W x 84"H	3203684	1,153.00	1,153.00	1	48	-	-	-
Standard finishes: Mist or Sand powder coat paint finish, please specify when ordering									
Leg Options									
350212	Foot, Center Support	350212	143.00	143.00	1	2	-	-	-
350213R	Leg, Single Right	350213R	470.00	470.00	1	13	-	-	-
350213L	Leg, Single Left	350213L	470.00	470.00	1	13	-	-	-
350214	Leg, Double-Sided (Universal)	350214	585.00	585.00	1	11	-	-	-
350215	Casters for Frame (Pair; 1 Locks)	350215	228.00	228.00	1	4	-	-	-
Standard finishes: Mist or Sand powder coat paint finish, please specify when ordering									
Horizontal Mounting Shelf, Steel (Includes Mounting Brackets)									
3302416	Steel Frame, 24"W x 16"D	3302416	343.00	343.00	1	16	-	-	-
3303016	Steel Frame, 30"W x 16"D	3303016	418.00	418.00	1	19	-	-	-
3303616	Steel Frame, 36"W x 16"D	3303616	537.00	537.00	1	20	-	-	-
3304816	Steel Frame, 48"W x 16"D	3304816	780.00	780.00	1	27	-	-	-
3305416	Steel Frame, 54"W x 16"D	3305416	824.00	824.00	1	24	-	-	-
3306016	Steel Frame, 60"W x 16"D	3306016	873.00	873.00	1	32	-	-	-
Standard finishes: Mist or Sand powder coat paint finish, please specify when ordering									
Desk Worksurface (Includes Mounting Brackets)									
3402430	Work Surface, 24"W x 30"D	3402430	808.00	808.00	1	24	-	-	-
3403030	Work Surface, 30"W x 30"D	3403030	916.00	916.00	1	30	-	-	-
3403630	Work Surface, 36"W x 30"D	3403630	1,011.00	1,011.00	1	34	-	-	-
3404830	Work Surface, 48"W x 30"D	3404830	1,209.00	1,209.00	1	45	-	-	-
3406030	Work Surface, 60"W x 30"D	3406030	1,577.00	1,577.00	1	56	-	-	-
3407230	Work Surface, 72"W x 30"D	3407230	1,718.00	1,718.00	1	78	-	-	-
3409030	Work Surface, 90"W x 30"D	3409030	2,177.00	2,177.00	1	96	-	-	-
350220	Adjustable Front Support Leg	350220	304.00	304.00	1	4	-	-	-
Finish: Birch Thermally-Fused laminate work surface									



Totes	Description	Model #	List Price Ea.	Carton Price	Quantity Per Carton	Actual Weight	S-Parcel Billable Weight	Carton Cube	Freight Class
90225	Totes, Pack of 3 13 1/4"W x 18 1/4"D x 11 1/4"H	90225	294.00	294.00	3	8	-	-	-

Totes of lightweight, high-density polyethylene with 3/8" dia. galvanized wire rod reinforcement at top. Available in packages of 3

Mailflow Systems® - Mailroom Accessories

Mailflow-To-Go™ - Work Tables

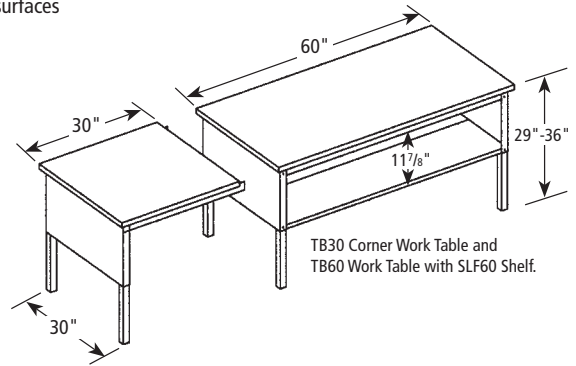
Safco® Products marketing materials are designed to be used as sales tools for our Dealer network.

The perfect solution for smaller organizations needing economical and functional mail center furniture.

- Rugged steel frame construction with 1" thick thermally-fused low-pressure laminate work surfaces
- 500 lb. weight capacity
- Ready to assemble

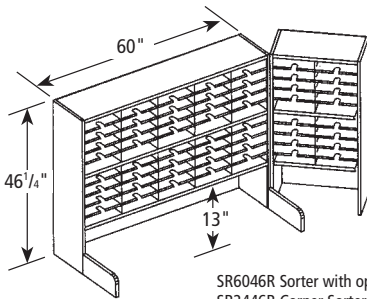
Work Table

- Choice of either a 48"W or a 60"W rectangular table with attaching 30"W corner table
- Corner table has two legs and must be installed adjacent to work table
- Legs are 1½" square, 16-gauge brushed chrome tubular steel
- Tables adjust from 29" - 36" H on 1" increments
- Standard Finishes: Pebble Gray paint with Birch TFL laminate work surface
- Work surfaces have 3mm PVC edge
- 48"W and 60"W table has optional Shelf for under surface storage
- SLF48 and SLF60 each have 75 lb. capacity



Model #	Description	Model #	List Price Ea.	Carton Price	Quantity Per Carton	Actual Weight	S-Parcel Billable Weight	Carton Cube	Freight Class
Work Tables									
TB48	48"W Work Table 48"W x 30"D x 29-36"H	TB48	1,322.00	1,322.00	1	90	-	-	-
SLF48	Shelf for 48"W Work Table 44"W x 25½"D x 1"H	SLF48	310.00	310.00	1	20	-	-	-
TB60	60"W Work Table 60"W x 30"D x 29-36"H	TB60	1,750.00	1,750.00	1	112	-	-	-
SLF60	Shelf for 60"W Work Table 56"W x 25½"D x 1"H	SLF60	333.00	333.00	1	25	-	-	-
TB30	30"W Corner Work Table 30"W x 30"D x 29-36"H	TB30	1,257.00	1,257.00	1	53	-	-	-
1219	Pencil Tray (Black Only) 21"W x 16"D x 1¼"H	1219	226.00	226.00	1	-	-	-	-

Mailflow-To-Go™ - Sorters



Sorters

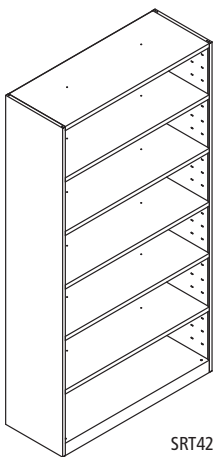
- Standard pocket dimension: 11½"W x 2½"H x 13¼"D. Shelves are fixed
- Pockets sized to accommodate commonly used 10 x 13" flat envelopes
- 48"W and 60"W sorters available in multiple heights, with or without elevated riser
- 24"W sorter available in a two-tier with riser configuration only
- Optional side dump rails and label holders
- Durable steel construction, ready to assemble
- Pebble Gray only

Model #	Description	Model #	List Price Ea.	Carton Price	Quantity Per Carton	Actual Weight	S-Parcel Billable Weight	Carton Cube	Freight Class
Sorters									
SR4833R	1-Tier Riser, 48"W x 13¼"D x 33¼"H - 20 Pockets	SR4833R	1,524.00	1,524.00	1	91	-	-	-
SR4833	2-Tier No Riser, 48"W x 13¼"D x 33¼"H - 40 Pockets	SR4833	1,912.00	1,912.00	1	133	-	-	-
SR4846R	2-Tier Riser, 48"W x 13¼"D x 46¼"H - 40 Pockets	SR4846R	2,366.00	2,366.00	1	146	-	-	-
SR6033R	1-Tier Riser, 60"W x 13¼"D x 33¼"H - 25 Pockets	SR6033R	1,550.00	1,550.00	1	113	-	-	-
SR6033	2-Tier No Riser, 60"W x 13¼"D x 33¼"H - 50 Pockets	SR6033	2,011.00	2,011.00	1	166	-	-	-
SR6046R	2-Tier Riser, 60"W x 13¼"D x 46¼"H - 50 Pockets	SR6046R	2,509.00	2,509.00	1	182	-	-	-
SR2446R	Corner Sorter, 24"W x 13¼"D x 46¼"H - 20 Pockets	SR2446R	1,518.00	1,518.00	1	85	-	-	-
90145	Label Holder (Set of 20) - Adhesive	90145	49.00	980.00	1	1 oz.	-	-	-
911785	Label Holder (Set of 20) - Magnetic	911785	73.00	1,460.00	1	3 oz.	-	-	-
922VEL	Label Holder (Set of 20) - Velcro®	922VEL	4.00	80.00	1	3 oz.	-	-	-

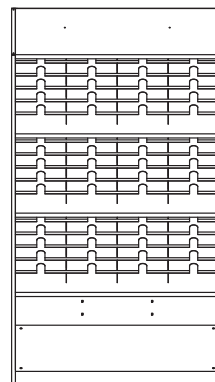
Mailflow-To-Go™ Cabinets

These reconfigurable Mailflow-to-Go™ cabinets are a perfect addition to any mail or storage room. Their clever design uses one standard cabinet with any of three internal configurations creating a mail sort station, literature organizer or a standard shelving unit for bulk storage.

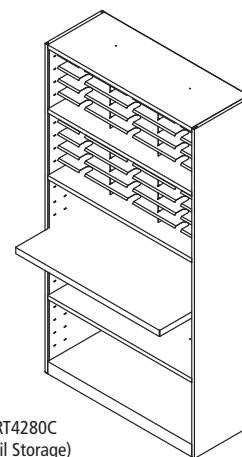
- Cabinet measures 42" W x 80" H x 16" D
- Weight capacity 50 lbs. per shelf
- Three unique configurations (Mail, Literature or Bulk Storage)
- Easy to assemble, no hardware required
- Available in Pebble Gray only



SRT4280A
(Bulk Storage)



SRT4280B
(Literature/Form Storage)



SRT4280C
(Mail Storage)
(Note: Reference Shelf 25" D)

Model #	Description	Model #	List Price Ea.	Carton Price	Quantity Per Carton	Actual Weight	S-Parcel Billable Weight	Carton Cube	Freight Class
Cabinets									
SRT4280A	Bulk Storage Cabinet, 5 Adjustable Shelves 42"W x 16"D x 80"H	SRT4280A	2,461.00	2,461.00	1	154	-	-	-
SRT4280B	Storage Cabinet, Literature/Forms, 72 Pockets 42"W x 16"D x 80"H, Pocket Size: 10 1/8"W x 12 3/4"D x 2 1/4"H	SRT4280B	3,890.00	3,890.00	1	234	-	-	-
SRT4280C	Mail Storage Cabinet, 30 Pockets 42"W x 16"D x 80"H, Pocket Size: 13 1/8"W x 12 3/4"D x 2 1/4"H	SRT4280C	3,522.00	3,522.00	1	202	-	-	-
SRTD4280A	Bulk Storage Cabinet w/Doors, 5 Adjustable Shelves 42"W x 16"D x 80"H	SRTD4280A	3,384.00	3,384.00	1	204	-	-	-
SRTD4280B	Cabinet w/Doors, Literature/Forms, 72 Pockets 42"W x 16"D x 80"H, Pocket Size: 10 1/8"W x 12 3/4"D x 2 1/4"H	SRTD4280B	4,715.00	4,715.00	1	284	-	-	-



TechWorks Typical #1

Qty.	Model #	Description	List Price Ea.
1	72824B3	TechWorks 72"W x 24"D Adjustable Bench with Butcher Block Surface	3,296.00
2	TWDRWR	16"W x 6"H x 121/2"D, Utility Drawer with Lock	741.00
TWTYP1			4,778.00



TechWorks Typical #2

Qty.	Model #	Description	List Price Ea.
1	706	TechWorks 48"W x 36"H, Upper Frame	1,118.00
1	70024H3	TechWorks 48"W x 24"D Adjustable Bench with High Pressure Laminate Surface	2,202.00
1	71712H	TechWorks 48"W, High Pressure Laminate Fixed Shelf	786.00
1	767	TechWorks 48"W, 15 AMP Power Strip, 16 Outlets, 15' Cord	590.00
1	TWM1	Techworks Single Screen Monitor Arm	180.00
1	350221	Caster Kit (4)	275.00
TWTYP2			5,151.00

TechWorks Typical #3

Qty.	Model #	Description	List Price Ea.
1	744DE	TechWorks 24"W x 24"H, Whiteboard	390.00
2	752	TechWorks 24"W x 24"H, Peg Board, Masonite	390.00
1	TWDRWR	16"W x 6"H x 121/2"D, Utility Drawer with Lock	741.00
1	72824B3	TechWorks 72"W x 24"D Adjustable Bench with Butcher Block Surface	3,296.00
1	711	TechWorks 72"W x 24"H, Upper Frame	1,260.00
TWTYP3			6,818.00



Office Suites
Seating
Tables & Desks
Meeting Essentials
Personal Organization
Ergonomics
High Density Storage
Storage & Filing
Facilities
Technology Furniture
Art & Engineering
K-12 Education
SAFE Collection Addendum

TechWorks Typical #4

Qty.	Model #	Description	List Price Ea.
1	728H3	TechWorks 72"W x 30"D Adjustable Bench with High Pressure Laminate Surface	2,665.00
1	712	TechWorks 72"W x 36"H, Upper Frame	1,373.00
1	769	TechWorks 72"W, 15 AMP Power Strip, 24 Outlets, 15' Cord	740.00
2	758	TechWorks 24"W x 3"H, Part Bin Panel	140.00
1	745DE	TechWorks 24"W x 36"H, Whiteboard	475.00
1	719H	TechWorks 18"D x 72"W, High Pressure Laminate Fixed Shelf	1,283.00
1	PH20SW	Suspended Pedestal, Box/File, 15"W x 20"D x 21 3/4"H	784.00
TWTYP4			7,600.00



TechWorks Typical #5

Qty.	Model #	Description	List Price Ea.
2	727B3	TechWorks 60"W x 30"D Adjustable Bench with Butcher Block Surface	3,566.00
1	710	TechWorks 60"W x 48"H, Upper Frame	1,356.00
1	733	TechWorks Back-to-Back Shared Upper Frame Hardware Kit	195.00
4	71812H	TechWorks 12"D x 60"W, High Pressure Laminate Fixed Shelf	878.00
2	739	TechWorks Partial Base Shelf, 60"W x 12"D	403.00
1	749DE	TechWorks 30"W x 48"H, Whiteboard	579.00
1	757	TechWorks 30"W x 48"H, Peg Board, Masonite	585.00
2	TWTLB	Techworks Basic Task Light	561.00
2	731	TechWorks Service Bar 60" 15 AMP Power Strip, 12 Outlets, 15' Cord	910.00
TWTYP5			1,7107.00



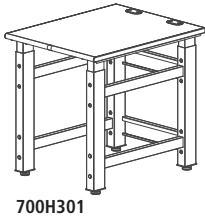
TechWorks® High Pressure Laminate (HPL) Benches

Safco® Products marketing materials are designed to be used as sales tools for our Dealer network.

- **TechWorks® High Pressure Laminate (HPL)** benches support up to 1000lbs
- High Pressure Laminate worksurface is 1 1/8" thick with 3mm PVC edge band
- Benches come standard with 3" cable management grommets on the worksurface for ease of routing cables
- Additional colors and worksurface materials are available-upcharges, minimums and extended lead times may apply. Call 1-888-971-6225 for quotation.

- **TechWorks® Stainless Steel benches** support up to 1000lbs
- Stainless Steel worksurface is 1 5/8" thick 16GA, type 304, #4 finish with wrapped and welded corners and a particle board core
- Stainless Steel Benches are NOT compatible with TechWorks® organizer frames and accessories
- Stainless Steel Benches are NOT available with 3" cable management grommets on the worksurface
- Only available in select sizes (no corner or L-shaped benches)
- Additional lead-times may apply, please refer to our lead-times document
- Additional colors and worksurface materials are available-upcharges, minimums and extended lead times may apply. See Pages 10

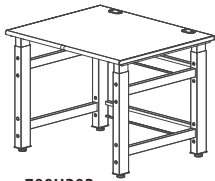
Let Our Professional Design Staff Help You with TechWorks® Space Planning, contact your local Safco Sales Rep Group.



700H301

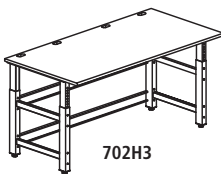
Item	Description	Weight	List Price
24" Straight Bench			
7024H301	24"W x 24"D Adjustable Bench with High Pressure Laminate Surface	118	1,752.00
700H301	24"W x 30"D Adjustable Bench with High Pressure Laminate Surface	120	2,109.00
701H302	24"W x 36"D Adjustable Bench with High Pressure Laminate Surface	125	1,998.00
Stainless Steel Surface			
7024S01	24"W x 24"D Adjustable Bench with Stainless Steel Surface (No Grommets)	130	4,544.00
700S01	24"W x 30"D Adjustable Bench with Stainless Steel Surface (No Grommets)	136	4,544.00
701S01	24"W x 36"D Adjustable Bench with Stainless Steel Surface (No Grommets)	142	4,544.00

30" Straight Bench			
7124H301	30"W x 24"D Adjustable Bench with High Pressure Laminate Surface	121	1,865.00
705H301	30"W x 30"D Adjustable Bench with High Pressure Laminate Surface	128	2,038.00
705H302	30"W x 36"D Adjustable Bench with High Pressure Laminate Surface	135	2,124.00
Stainless Steel Surface			
7124S01	30"W x 24"D Adjustable Bench with Stainless Steel Surface (No Grommets)	135	4,706.00
705S01	30"W x 30"D Adjustable Bench with Stainless Steel Surface (No Grommets)	145	4,706.00
705S02	30"W x 36"D Adjustable Bench with Stainless Steel Surface (No Grommets)	149	4,706.00



700H302

36"W Straight Bench			
7224H301	36"W x 24"D Adjustable Bench with High Pressure Laminate Surface	126	1,981.00
700H302	36"W x 30"D Adjustable Bench with High Pressure Laminate Surface	130	2,233.00
701H303	36"W x 36"D Adjustable Bench with High Pressure Laminate Surface	142	2,262.00
Stainless Steel Surface			
7224S01	36"W x 24"D Adjustable Bench with Stainless Steel Surface (No Grommets)	143	5,028.00
700S02	36"W x 30"D Adjustable Bench with Stainless Steel Surface (No Grommets)	146	5,028.00
700S03	36"W x 36"D Adjustable Bench with Stainless Steel Surface (No Grommets)	160	5,028.00

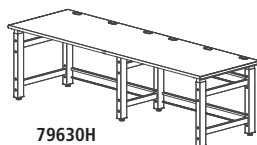


702H3

48"W Straight Bench			
70024H3	48"W x 24"D Adjustable Bench with High Pressure Laminate Surface	131	2,202.00
700H3	48"W x 30"D Adjustable Bench with High Pressure Laminate Surface	139	2,411.00
701H3	48"W x 36"D Adjustable Bench with High Pressure Laminate Surface	150	2,510.00
Stainless Steel Surface			
70024S	48"W x 24"D Adjustable Bench with Stainless Steel Surface (No Grommets)	145	5,266.00
700S	48"W x 30"D Adjustable Bench with Stainless Steel Surface (No Grommets)	168	5,266.00
701S	48"W x 36"D Adjustable Bench with Stainless Steel Surface (No Grommets)	189	5,266.00

60"W Straight Bench			
72724H3	60"W x 24"D Adjustable Bench with High Pressure Laminate Surface	139	2,438.00
727H3	60"W x 30"D Adjustable Bench with High Pressure Laminate Surface	155	2,489.00
702H3	60"W x 36"D Adjustable Bench with High Pressure Laminate Surface	170	2,541.00
Stainless Steel Surface			
72724S	60"W x 24"D Adjustable Bench with Stainless Steel Surface (No Grommets)	164	5,551.00
727S	60"W x 30"D Adjustable Bench with Stainless Steel Surface (No Grommets)	193	5,551.00
702S	60"W x 36"D Adjustable Bench with Stainless Steel Surface (No Grommets)	213	5,551.00

Item	Description	Weight	List Price
72"W Straight Bench			
72824H3	72"W x 24"D Adjustable Bench with High Pressure Laminate Surface	170	2,467.00
728H3	72"W x 30"D Adjustable Bench with High Pressure Laminate Surface	175	2,665.00
703H3	72"W x 36"D Adjustable Bench with High Pressure Laminate Surface	185	2,819.00
Stainless Steel Surface			
72824S	72"W x 24"D Adjustable Bench with Stainless Steel Surface (No Grommets)	201	5,801.00
728S	72"W x 30"D Adjustable Bench with Stainless Steel Surface (No Grommets)	221	5,801.00
703S	72"W x 36"D Adjustable Bench with Stainless Steel Surface (No Grommets)	242	5,801.00

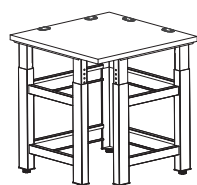


79630H

96"W Straight Bench			
79624H3	96"W x 24"D Adjustable Bench with High Pressure Laminate Surface	198	3,843.00
79630H3	96"W x 30"D Adjustable Bench with High Pressure Laminate Surface	210	4,315.00
79636H3	96"W x 36"D Adjustable Bench with High Pressure Laminate Surface	245	4,716.00

Stainless Steel Surface			
79624S	96"W x 24"D Adjustable Bench with Stainless Steel Surface (No Grommets)	242	6,238.00
79630S	96"W x 30"D Adjustable Bench with Stainless Steel Surface (No Grommets)	276	6,238.00
79636S	96"W x 36"D Adjustable Bench with Stainless Steel Surface (No Grommets)	306	6,238.00

Note: 96"W Benches have short depth 3rd leg in center for additional support



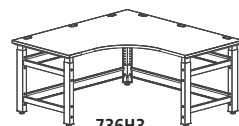
705HCR

24"W Corner Bench (Benches do not have cutout on front)			
704HCR	24"W x 24"D Corner Adjustable Bench with High Pressure Laminate Surface	128	2,330.00

30"W Corner Bench (Benches do not have cutout on front)			
705HCR	30"W x 30"D Corner Adjustable Bench with High Pressure Laminate Surface	138	2,616.00

36"W Corner Bench (Benches do not have cutout on front)			
701HCR	36"W x 36"D Corner Adjustable Bench with High Pressure Laminate Surface	152	2,784.00

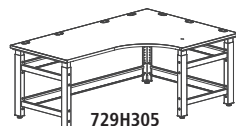
48"W Corner Bench			
72924H3	48"W x 24"D Corner Adjustable Bench with High Pressure Laminate Surface	170	3,038.00
729H3	48"W x 30"D Corner Adjustable Bench with High Pressure Laminate Surface	180	3,069.00
704H3	48"W x 36"D Corner Adjustable Bench with High Pressure Laminate Surface	185	3,068.00



736H3

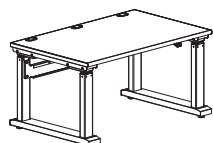
60"W Corner Bench			
73624H3	60"W x 24"D Corner Adjustable Bench with High Pressure Laminate Surface	182	3,279.00
736H3	60"W x 30"D Corner Adjustable Bench with High Pressure Laminate Surface	192	3,448.00
736H301	60"W x 36"D Corner Adjustable Bench with High Pressure Laminate Surface	206	3,583.00

L-Shaped Bench			
72924H305	72"W x 48" x 24"D L.H. Adjustable "L" Bench with High Pressure Laminate Surface	161	3,715.00
72924H307	72"W x 48" x 24"D R.H. Adjustable "L" Bench with High Pressure Laminate Surface	161	3,715.00
729H305	72"W x 48" x 30"D L.H. Adjustable "L" Bench with High Pressure Laminate Surface	167	3,715.00
729H307	72"W x 48" x 30"D R.H. Adjustable "L" Bench with High Pressure Laminate Surface	167	3,715.00
729H308	72"W x 48" x 36"D L.H. Adjustable "L" Bench with High Pressure Laminate Surface	189	3,884.00
729H309	72"W x 48" x 36"D R.H. Adjustable "L" Bench with High Pressure Laminate Surface	189	3,884.00



729H305

Electric Height Adjustable Benches			
700H3HA	48"W x 30"D Electric Height Adjustable Bench with High Pressure Laminate Surface	165	7,397.00
727H3HA	60"W x 30"D Electric Height Adjustable Bench with High Pressure Laminate Surface	185	7,577.00
728H3HA	72"W x 30"D Electric Height Adjustable Bench with High Pressure Laminate Surface	205	7,649.00



727H3HA

Stainless Steel Surface			
700SHA	48"W x 30"D Electric Height Adjustable Bench with Stainless Steel Surface (No Grommets)	200	9,882.00
727SHA	60"W x 30"D Electric Height Adjustable Bench with Stainless Steel Surface (No Grommets)	214	10,290.00
728SHA	72"W x 30"D Electric Height Adjustable Bench with Stainless Steel Surface (No Grommets)	238	10,855.00

CASTER KITS AND CONNECTORS

- Adding casters to a bench will add 3" to the overall bench height
- Each caster kit includes 2 locking casters which, lock the wheel. The remaining casters will not have a locking mechanism

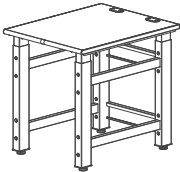
Model No.	Description	Weight	List Price
742	Caster Kit (5) for corner units	9	351.00
350221	Caster Kit (4)	7	275.00
790	Connector kit *(two brackets to secure side-by-side benches)	2	97.00



790

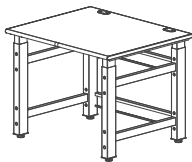
- TechWorks® Butcher Block benches support up to 1000lbs
- Butcher Block worksurface is 1 3/4" thick with 1/8" radius edge
- Benches come standard with 3" cable management grommets on the worksurface for ease of routing cables
- Additional colors and worksurface materials are available-upcharges, minimums and extended lead times may apply. See Pages 10. Call 1-888-971-6225 for quotation.

Model No.	Description	Weight	List Price
24" Straight Bench			
7024B301	24"W x 24"D Adjustable Bench with Butcher Block Surface	124	2,055.00
700B302	24"W x 30"D Adjustable Bench with Butcher Block Surface	130	2,363.00
701B302	24"W x 36"D Adjustable Bench with Butcher Block Surface	136	2,421.00



700B302

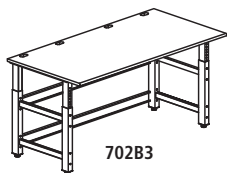
30" Straight Bench			
7124B301	30"W x 24"D Adjustable Bench with Butcher Block Surface	135	2,178.00
705B301	30"W x 30"D Adjustable Bench with Butcher Block Surface	139	2,504.00
705B302	30"W x 36"D Adjustable Bench with Butcher Block Surface	143	2,566.00



700B303

36"W Straight Bench			
7224B301	36"W x 24"D Adjustable Bench with Butcher Block Surface	137	2,305.00
700B303	36"W x 30"D Adjustable Bench with Butcher Block Surface	140	2,650.00
701B303	36"W x 36"D Adjustable Bench with Butcher Block Surface	154	2,721.00

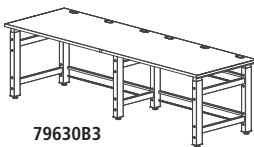
48"W Straight Bench			
70024B3	48"W x 24"D Adjustable Bench with Butcher Block Surface	151	2,542.00
700B3	48"W x 30"D Adjustable Bench with Butcher Block Surface	162	2,767.00
701B3	48"W x 36"D Adjustable Bench with Butcher Block Surface	183	2,844.00



702B3

60"W Straight Bench			
72724B3	60"W x 24"D Adjustable Bench with Butcher Block Surface	158	3,067.00
727B3	60"W x 30"D Adjustable Bench with Butcher Block Surface	187	3,566.00
702B3	60"W x 36"D Adjustable Bench with Butcher Block Surface	207	3,607.00

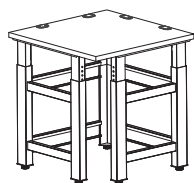
72"W Straight Bench			
72824B3	72"W x 24"D Adjustable Bench with Butcher Block Surface	195	3,296.00
728B3	72"W x 30"D Adjustable Bench with Butcher Block Surface	215	3,646.00
703B3	72"W x 36"D Adjustable Bench with Butcher Block Surface	236	3,679.00



79630B3

96"W Straight Bench			
79624B3	96"W x 24"D Adjustable Bench with Butcher Block Surface	237	4,126.00
79630B3	96"W x 30"D Adjustable Bench with Butcher Block Surface	270	4,450.00
79636B3	96"W x 36"D Adjustable Bench with Butcher Block Surface	300	4,865.00

Note: 96"W Benches have short depth 3rd leg in center for additional support

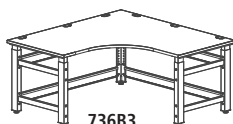


705BCR

Model No.	Description	Weight	List Price
24"W Corner Bench (Benches do not have cutout on front)			
704BCR	24"W x 24"D Corner Adjustable Bench with Butcher Block Surface	134	2,739.00
30"W Corner Bench (Benches do not have cutout on front)			
705BCR	30"W x 30"D Corner Adjustable Bench with Butcher Block Surface	149	2,922.00
36"W Corner Bench (Benches do not have cutout on front)			
701BCR	36"W x 36"D Corner Adjustable Bench with Butcher Block Surface	164	3,144.00

48"W Corner Bench

72924B3	48"W x 24"D Corner Adjustable Bench with Butcher Block Surface - 2 piece top	170	4,639.00
729B3	48"W x 30"D Corner Adjustable Bench with Butcher Block Surface - 2 piece top	220	5,585.00
704B3	48"W x 36"D Corner Adjustable Bench with Butcher Block Surface - 2 piece top	230	5,739.00

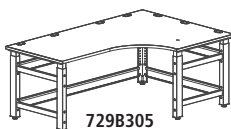


736B3

60"W Corner Bench

73624B3	60"W x 24"D Corner Adjustable Bench with Butcher Block Surface - 2 piece top	222	4,700.00
736B3	60"W x 30"D Corner Adjustable Bench with Butcher Block Surface - 2 piece top	232	5,353.00
736B301	60"W x 36"D Corner Adjustable Bench with Butcher Block Surface - 2 piece top	246	5,616.00

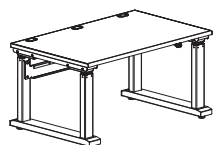
L-Shaped Bench



729B305

72924B305	72"W x 48" x 24"D L.H. Adjustable "L" Bench with Butcher Block Surface - 2 piece top	225	6,267.00
72924B307	72"W x 48" x 24"D R.H. Adjustable "L" Bench with Butcher Block Surface - 2 piece top	225	6,267.00
729B305	72"W x 48" x 30"D L.H. Adjustable "L" Bench with Butcher Block Surface - 2 piece top	250	6,542.00
729B307	72"W x 48" x 30"D R.H. Adjustable "L" Bench with Butcher Block Surface - 2 piece top	250	6,542.00
729B308	72"W x 48" x 36"D L.H. Adjustable "L" Bench with Butcher Block Surface - 2 piece top	270	6,804.00
729B309	72"W x 48" x 36"D R.H. Adjustable "L" Bench with Butcher Block Surface - 2 piece top	270	6,804.00

Electric Height Adjustable Benches



727B3HA

700B3HA	48"W x 30"D Electric Height Adjustable Bench with Butcher Block Surface	184	7,747.00
727B3HA	60"W x 30"D Electric Height Adjustable Bench with Butcher Block Surface	208	8,534.00
728B3HA	72"W x 30"D Electric Height Adjustable Bench with Butcher Block Surface	232	8,602.00

CASTER KITS AND CONNECTORS

- Adding casters to a bench will add 3" to the overall bench height
- Each caster kit includes 2 locking casters which, lock the wheel. The remaining casters will not have a locking mechanism

Model No.	Description	Weight	List Price
742	Caster Kit (5) for corner units	9	351.00
350221	Caster Kit (4)	7	275.00
790	Connector kit *(two brackets to secure side-by-side benches)	2	97.00

790



Office Suites
Seating
Tables & Desks
Meeting Essentials
Personal Organization
Ergonomics
High Density Storage
Storage & Filing
Facilities
Technology Furniture
Art & Engineering
K-12 Education
SAFE Collection Addendum

TechWorks® Benches with ESD Laminate Surface

Safco® Products marketing materials are designed to be used as sales tools for our Dealer network.

- TechWorks® benches with ESD laminate worksurface support up to 1000lbs
- ESD laminate worksurface is 1 1/8" thick with 3mm PVC edge banding
- Benches come standard with grounding terminus, other ESD accessories must be specified separately

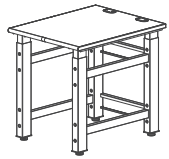
- Benches come standard with 3" cable management grommets on the worksurface for ease of routing cables
- Additional colors and worksurface materials are available-upcharges, minimums and extended lead times may apply. See Pages 10. Call 1-888-971-6225 for quotation.

Model No.	Description	Weight	List Price
24" Straight Bench			
7024LE301	24"W x 24"D Adjustable Bench with ESD Laminate Surface	118	2,060.00
700LE301	24"W x 30"D Adjustable Bench with ESD Laminate Surface	120	2,342.00
701LE302	24"W x 36"D Adjustable Bench with ESD Laminate Surface	125	2,566.00
30" Straight Bench			
7124LE301	30"W x 24"D Adjustable Bench with ESD Laminate Surface	121	2,191.00
705LE301	30"W x 30"D Adjustable Bench with ESD Laminate Surface	128	2,494.00
705LE302	30"W x 36"D Adjustable Bench with ESD Laminate Surface	135	2,732.00
36"W Straight Bench			
7224LE301	36"W x 24"D Adjustable Bench with ESD Laminate Surface	126	2,333.00
700LE302	36"W x 30"D Adjustable Bench with ESD Laminate Surface	130	2,650.00
701LE303	36"W x 36"D Adjustable Bench with ESD Laminate Surface	142	2,905.00
48"W Straight Bench			
70024E3	48"W x 24"D Adjustable Bench with ESD Laminate Surface	131	2,590.00
700E3	48"W x 30"D Adjustable Bench with ESD Laminate Surface	139	2,948.00
60"W Straight Bench			
72724E3	60"W x 24"D Adjustable Bench with ESD Laminate Surface	139	3,321.00
727E3	60"W x 30"D Adjustable Bench with ESD Laminate Surface	155	3,764.00
702E3	60"W x 36"D Adjustable Bench with ESD Laminate Surface	170	3,931.00
72"W Straight Bench			
72824E3	72"W x 24"D Adjustable Bench with ESD Laminate Surface	170	3,803.00
728E3	72"W x 30"D Adjustable Bench with ESD Laminate Surface	175	3,795.00
703E3	72"W x 36"D Adjustable Bench with ESD Laminate Surface	185	3,959.00
96"W Straight Bench			
79624E3	96"W x 24"D Adjustable Bench with ESD Laminate Surface	198	4,510.00
79630E3	96"W x 30"D Adjustable Bench with ESD Laminate Surface	225	4,865.00
79636E3	96"W x 36"D Adjustable Bench with ESD Laminate Surface	245	5,266.00
Note: 96"W Benches have short depth 3rd leg in center for additional support			
24"W Corner Bench (Benches do not have cutout on front)			
704ECR	24"W x 24"D Corner Adjustable Bench with ESD Laminate Surface	128	2,741.00
30"W Corner Bench (Benches do not have cutout on front)			
705ECR	30"W x 30"D Corner Adjustable Bench with ESD Laminate Surface	138	2,936.00
36"W Corner Bench (Benches do not have cutout on front)			
701ECR	36"W x 36"D Corner Adjustable Bench with ESD Laminate Surface	152	3,169.00
48"W Corner Bench			
72924E3	48"W x 24"D Corner Adjustable Bench with ESD Laminate Surface	170	3,611.00
729E3	48"W x 30"D Corner Adjustable Bench with ESD Laminate Surface	180	3,679.00
704E3	48"W x 36"D Corner Adjustable Bench with ESD Laminate Surface	185	3,912.00
60"W Corner Bench			
73624E3	60"W x 24"D Corner Adjustable Bench with ESD Laminate Surface	182	3,972.00
736E3	60"W x 30"D Corner Adjustable Bench with ESD Laminate Surface	192	4,169.00
736E301	60"W x 36"D Corner Adjustable Bench with ESD Laminate Surface	206	4,274.00
L-Shaped Bench			
72924E305	72"W x 48" x 24"D L.H. Adjustable "L" Bench with ESD Laminate Surface	161	4,292.00
72924E307	72"W x 48" x 24"D R.H. Adjustable "L" Bench with ESD Laminate Surface	161	4,292.00
729E305	72"W x 48" x 30"D L.H. Adjustable "L" Bench with ESD Laminate Surface	167	4,326.00
729E307	72"W x 48" x 30"D R.H. Adjustable "L" Bench with ESD Laminate Surface	167	4,460.00
729E308	72"W x 48" x 36"D L.H. Adjustable "L" Bench with ESD Laminate Surface	189	4,608.00
729E309	72"W x 48" x 36"D R.H. Adjustable "L" Bench with ESD Laminate Surface	189	4,608.00
Electric Height Adjustable Benches			
700E3HA	48"W x 30"D Electric Height Adjustable Bench with ESD Laminate Surface	165	7,932.00
727E3HA	60"W x 30"D Electric Height Adjustable Bench with ESD Laminate Surface	185	8,896.00
728E3HA	72"W x 30"D Electric Height Adjustable Bench with ESD Laminate Surface	205	8,971.00

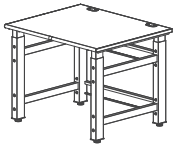
CASTER KITS AND CONNECTORS

- Adding casters to a bench will add 3" to the overall bench height
- Each caster kit includes 2 locking casters, which lock the wheel. The remaining casters will not have a locking mechanism

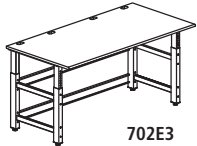
Model No.	Description	Weight	List Price
742	Caster Kit (5) for corner units	9	351.00
350221	Caster Kit (4)	7	275.00
790	Connector kit *(two brackets to secure side-by-side benches)	2	97.00



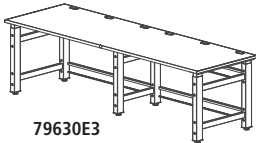
700LE301



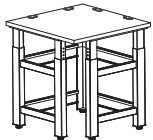
700LE302



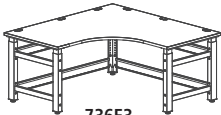
702E3



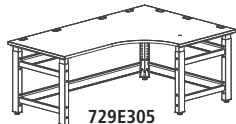
79630E3



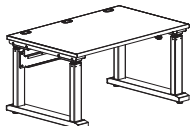
705ECR



736E3



729E305



727E3HA

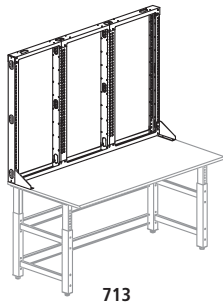
PROP 65

Office Suites
Seating
Tables & Desks
Meeting Essentials
Personal Organization
Ergonomics
High Density Storage
Storage & Filing
Facilities
Technology Furniture
Art & Engineering
K-12 Education
SAFE Collection Addendum

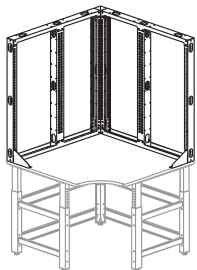
FRAMES

- Attaches to the worksurface of TechWorks® benches
- Not compatible with Stainless Steel benches
- Organizer frames support a maximum load rating of 400 lbs (evenly balanced)
- Uprights are slotted in 1" increments for maximum height adjustability of components
- Organizer frames incorporate openings for bench top grommets

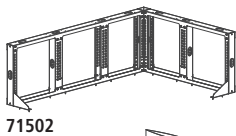
Model No.	Description	Weight	List Price
70502	24"W x 24"H, Upper Frame	20	745.00
70602	24"W x 36"H, Upper Frame	23	779.00
70702	24"W x 48"H, Upper Frame	25	809.00
70505	30"W x 24"H, Upper Frame	22	779.00
70605	30"W x 36"H, Upper Frame	24	827.00
70705	30"W x 48"H, Upper Frame	27	896.00
70503	36"W x 24"H, Upper Frame	24	814.00
70603	36"W x 36"H, Upper Frame	26	898.00
70703	36"W x 48"H, Upper Frame	29	969.00
705	48"W x 24"H, Upper Frame*	31	1,035.00
706	48"W x 36"H, Upper Frame*	35	1,118.00
707	48"W x 48"H, Upper Frame*	39	1,269.00
*Order two frames for 96"W bench.			
708	60"W x 24"H, Upper Frame	42	1,141.00
709	60"W x 36"H, Upper Frame	45	1,260.00
710	60"W x 48"H, Upper Frame	51	1,356.00
711	72"W x 24"H, Upper Frame	53	1,260.00
712	72"W x 36"H, Upper Frame	59	1,373.00
713	72"W x 48"H, Upper Frame	67	1,487.00
70524	24"W x 24"H, Upper Corner Frame*	55	1,240.00
70624	24"W x 36"H, Upper Corner Frame*	59	1,306.00
70724	24"W x 48"H, Upper Corner Frame*	69	1,369.00
*Consists of one 20"W frame section, each side. (inside Dimensions)			
71401	30"W x 24"H, Upper Corner Frame*	58	1,291.00
71402	30"W x 36"H, Upper Corner Frame*	62	1,355.00
71403	30"W x 48"H, Upper Corner Frame*	73	1,435.00
*Consists of one 26"W frame section, each side. (inside dimensions)			
71601	36"W x 24"H, Upper Corner Frame*	60	1,339.00
71603	36"W x 36"H, Upper Corner Frame*	67	1,421.00
71604	36"W x 48"H, Upper Corner Frame*	75	1,498.00
*Consists of one 32"W frame section, each side. (inside Dimensions)			
714	48"W x 24"H, Upper Corner Frame*	65	1,872.00
715	48"W x 36"H, Upper Corner Frame*	72	1,948.00
716	48"W x 48"H, Upper Corner Frame*	80	2,132.00
*Consists of one 24"W outer frame section and one 20"W inner frame section, each side.			
760	60"W x 24"H, Upper Corner Frame*	68	1,953.00
761	60"W x 36"H, Upper Corner Frame*	74	2,069.00
762	60"W x 48"H, Upper Corner Frame*	80	2,196.00
*Consists of one 30"W outer frame section and one 26"W inner frame section, each side.			
71502	72"W x 48"D x 24"H, Upper "L" Frame*	64	2,027.00
71501	72"W x 48"D x 36"H, Upper "L" Frame*	70	2,138.00
71503	72"W x 48"D x 48"H, Upper "L" Frame*	76	2,294.00
*Consists of two 24"W outer frame sections and one 20"W inner frame section for the 72"W side. 48"W side consists of one 24"W outer frame section and one 20"W inner frame section.			
733	Back-to-Back Shared Upper Frame Hardware Kit	14	195.00
73303	Back-to-Back organizer frame brace (used with 2 organizer frames)	7	104.00



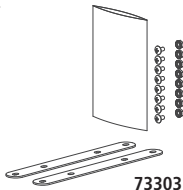
713



716



71502



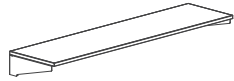
73303

Office Suites
Seating
Tables & Desks
Meeting Essentials
Personal Organization
Ergonomics
High Density Storage
Storage & Filing
Facilities
Technology Furniture
Art & Engineering
Education
K-12
SAFE Collection Addendum

- Cantilevered shelves are height-adjustable on 1" increments
- Tilt shelves have full-length raised safety edge to prevent forward slippage of stored equipment. Shelves are positioned at 0°, 5° or 10° angles
- Tilt shelves not available in 12" depth
- Weight capacity of fixed and tilt shelf is 200 lbs. Corner shelf is 250 lbs.
- ESD shelves include grounding terminus

SHELVES

12"D Model No.	18"D Model No.	Description	Weight 12"D, 18"D	12"D List Price	18"D List Price
79712H	797H	24"W, High Pressure Laminate Fixed Shelf	22, 29	709.00	952.00
79712E	797E	24"W, ESD Fixed Shelf	22, 29	799.00	1,066.00
7977TH		24"W, High Pressure Laminate Tilt Shelf			1,113.00
7977TE		24"W, ESD Tilt Shelf			1,230.00
79812H	798H	30"W, High Pressure Laminate Fixed Shelf	28, 37	739.00	983.00
79812E	798E	30"W, ESD Fixed Shelf	28, 37	825.00	1,098.00
7987TH		30"W, High Pressure Laminate Tilt Shelf			1,179.00
7987TE		30"W, ESD Tilt Shelf			1,301.00
7173612H	71736H	36"W, High Pressure Laminate Fixed Shelf	33, 44	748.00	1,018.00
7173612E	71736E	36"W, ESD Fixed Shelf	33, 44	853.00	1,160.00
717367TH		36"W, High Pressure Laminate Tilt Shelf			1,230.00
717367TE		36"W, ESD Tilt Shelf			1,385.00
71712H	717H	48"W, High Pressure Laminate Fixed Shelf	34, 45	786.00	1,049.00
71712E	717E	48"W, ESD Fixed Shelf	34, 45	914.00	1,258.00
7177TH		48"W, High Pressure Laminate Tilt Shelf			1,283.00
7177TE		48"W, ESD Tilt Shelf			1,471.00
71812H	718H	60"W, High Pressure Laminate Fixed Shelf	41, 55	878.00	1,167.00
71812E	718E	60"W, ESD Fixed Shelf	41, 55	1,044.00	1,514.00
7187TH		60"W, High Pressure Laminate Tilt Shelf			1,392.00
7187TE		60"W, ESD Tilt Shelf			1,590.00
71912H	719H	72"W, High Pressure Laminate Fixed Shelf	47, 61	965.00	1,283.00
71912E	719E	72"W, ESD Fixed Shelf	47, 61	1,104.00	1,619.00
7197TH		72"W, High Pressure Laminate Tilt Shelf"			1,514.00
7197TE		72"W, ESD Tilt Shelf			1,778.00



CORNER SHELVES

12"D Model No.	18"D Model No.	Description	Weight 12"D, 18"D	12"D List Price	18"D List Price
7202412H	72024H	24"W, High Pressure Laminate Corner Shelf	32, 42	1,057.00	1,410.00
7202412E	72024E	24"W, ESD Corner Shelf	32, 42	1,209.00	1,610.00
7203012H	72030H	30"W, High Pressure Laminate Corner Shelf	40, 53	1,125.00	1,496.00
7203012E	72030E	30"W, ESD Corner Shelf	40, 53	1,278.00	1,705.00
7203612H	72036H	36"W, High Pressure Laminate Corner Shelf	47, 64	1,190.00	1,586.00
7203612E	72036E	36"W, ESD Corner Shelf	47, 64	1,344.00	1,792.00
72012H	720H	48"W, High Pressure Laminate Corner Shelf*	64, 85	1,309.00	1,749.00
72012E	720E	48"W, ESD Corner Shelf	64, 85*	1,472.00	1,961.00
*Use 48"W Corner Shelf for 72 x 48"W "L" Corner Upper Frame applications.					
74112H	741H	60"W, High Pressure Laminate Corner Shelf	80, 106	1,430.00	1,906.00
74112E	741E	60"W, ESD Corner Shelf	80, 106	1,751.00	2,121.00



720H

Office Suites
Seating
Tables & Desks
Meeting Essentials
Personal Organization
Ergonomics
High Density Storage
Storage & Filing
Facilities
Technology Furniture
Art & Engineering
K-12 Education
SAFE Collection Addendum

BENCH BASE SHELVES

Full Base shelves can only be used with 30 or 36 inch deep benches. They will not fit on a 24 inch deep bench. 24 inch deep benches can only accommodate Partial Base shelves.

- Shelves rest and are positioned in 2 pre-set locations on the lower or upper cross bars on bench base legs
- 14-gauge cold rolled steel
- Weight capacity of Full Base or Partial Base Shelf is 400 lbs. each

Model No.	Description	Weight	List Price
72423	Full Base Shelf, 24"W x 23"D	15	425.00
73023	Full Base Shelf, 30"W x 23"D	21	444.00
73623	Full Base Shelf, 36"W x 23"D	27	462.00
721	Full Base Shelf, 48"W x 23"D	33	521.00
722	Full Base Shelf, 60"W x 23"D	39	595.00
723	Full Base Shelf, 72"W x 23"D	47	642.00
72196	Full Base Shelf, 96"W x 18"D	66	779.00
72412	Partial Base Shelf, 24"W x 12"D	10	231.00
73012	Partial Base Shelf, 30"W x 12"D	11	246.00
73612	Partial Base Shelf, 36"W x 12"D	13	271.00
738	Partial Base Shelf, 48"W x 12"D	16	328.00
739	Partial Base Shelf, 60"W x 12"D	19	403.00
740	Partial Base Shelf, 72"W x 12"D	22	457.00
74096	Partial Base Shelf, 96"W x 12"D	32	532.00

CORNER APPLICATIONS

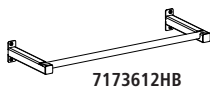
Model No.	Description	Weight	List Price
721C	Full Corner Base Shelf 48"W x 23"D	33	519.00
722C	Full Corner Base Shelf 60"W x 23"D	39	561.00
723C	Full Corner Base Shelf 72"W x 23"D	47	656.00
738C	Partial Corner Base Shelf 48"W x 12"D	16	344.00
739C	Partial Corner Base Shelf 60"W x 12"D	19	421.00
740C	Partial Corner Base Shelf 72"W x 12"D	22	471.00

*Corner base shelves are installed along one side of the corner unit. Only one shelf can be used per upper or lower crossbar.

HANGING BARS

- Hanging Bar weight capacity is 100lbs
- Hanging bars adjustable on 1" increments
- Hanging bars install and can be relocated for easy adaptability
- Hanging bar tube is 1 1/2" in diameter
- Hanging bars can be used with straight organizer frames and corner and L-shaped organizer frames "outer" sections only (not compatible with corner organizer frames and L-shaped organizer frames "inner" sections)

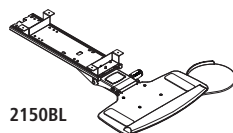
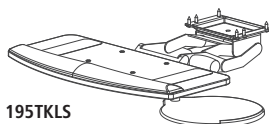
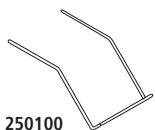
Model No.	Description	Weight	List Price
79712HB	Hanging Bar & Support 24"W	10	181.00
79812HB	Hanging Bar & Support 30"W	11	202.00
7173612HB	Hanging Bar & Support 36"W	12	224.00
71712HB	Hanging Bar & Support 48"W	14	251.00
71812HB	Hanging Bar & Support 60"W	16	280.00
71912HB	Hanging Bar & Support 72"W	18	307.00



KEYBOARD OPTIONS

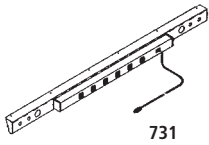
Model No.	Description	Weight	List Price
195TKLS	Trackless Keyboard/Mouse Platform 19"W x 9 1/4"D, 9 1/2" Dia. Mouse Platform*	14	859.00
2150BL	Trackless Keyboard/Mouse Platform 17"W x 21 3/4"D, 9 1/2" Dia. Mouse Platform, Black	14	845.00
250100	Wire Keyboard Holder. Chrome finish.	3	217.00

* 195TKLS Available in Black or White.



SERVICE BARS

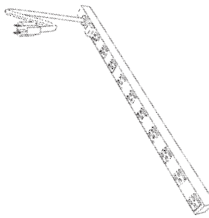
- Attached with wood screws to the underside of work surfaces or shelves
- Most include power strip
- Includes openings for cable pass through (not available on 737), air, gas and vacuum fixtures



Model No.	Description	Weight	List Price
730	Service Bar 48" 15 amp power strip, 8 outlets, 15' cord	8	816.00
731	Service Bar 60" 15 amp power strip, 12 outlets, 15' cord	12	910.00
732	Service Bar 72" 15 amp power strip, 16 outlets, 15' cord	14	1,048.00
737	Service Bar no power strip, 19"W	3	149.00

POWER STRIPS

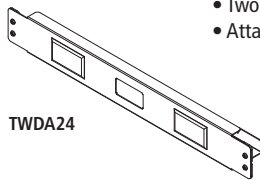
- 765, 767, 768, 769 mount horizontally outside organizer frame or under work surface. All other power strips mount to organizer frame slots
- All mounting hardware included
- Lighted power switch with snap in guard
- All power strips will not fit into the inner corner sections of organizer frames in corner or "L" shaped organizer frames



Model No.	Description	Weight	List Price
765	24"W, 15 amp Power Strip, 8 outlets, 15' cord	3	519.00
767	48"W, 15 amp Power Strip, 16 outlets, 15' cord	4	590.00
768	60"W, 15 amp Power Strip, 20 outlets, 15' cord	5	711.00
769	72"W, 15 amp Power Strip, 24 outlets, 15' cord	6	740.00
Input: NEMA 5-15P, Output: NEMA 5-15R, Requires NEMA 5-15R Wall receptacle.			
76509	24"W, 15 amp Power Strip, 6 front/6 rear outlets, 15' cord	4	525.00
76510	30"W, 15 amp Power Strip, 6 front/6 rear outlets, 15' cord	4	525.00
76511	36"W, 15 amp power strip, 6 front/6 rear outlets, 15' cord	5	525.00
Input: NEMA 5-15P, Output: NEMA 5-15R, Requires NEMA 5-15R Wall receptacle.			
76501	24"W, 20 amp Power Strip, 6 front/6 rear outlets, 15' cord	4	686.00
76502	30"W, 20 amp Power Strip, 6 front/6 rear outlets, 15' cord	4	684.00
76507	36"W, 20 amp Power Strip, 6 front/6 rear outlets, 15' cord	5	641.00
Input: NEMA 5-20P, Output: NEMA 5-20R, Requires NEMA 5-20R Wall receptacle.			
76503	24"W, 20 amp Power Strip, 6 front/6 rear outlets, 15' cord	6	709.00
76504	30"W, 20 amp Power Strip, 6 front/6 rear outlets, 15' cord	6	709.00
76508	36"W, 20 amp Power Strip, 6 front/6 rear outlets, 15' cord	6	666.00
Input: NEMA L5-20P, Output: NEMA 5-20R, Requires NEMA L5-20R Wall receptacle, twist lock.			

TELECOM CHANNEL

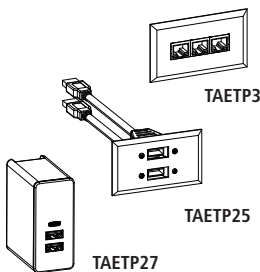
- Accepts up to 3 Data Plate Kits (see Data Telecom Plate Kits)
- Two blank Telecom Plates included to cover unused openings
- Attaches to organizer frame



Model No.	Description	Weight	List Price
TWDA24	24"W x 3"H, Telecom Channel	4	253.00
TWDA30	30"W x 3"H, Telecom Channel	4	271.00
TWDA36	36"W x 3"H, Telecom Channel	5	286.00

TELECOM PLATE

- USB connectors are for data transfer only. TAETP27- optional USB transformer device, plugs into a standard wall outlet and converts a USB connector into a USB charging port.



Model No.	Description	Weight	List Price
TAETP3	Plate with 3 RJ45 CAT6 ports	2	369.00
TAETP24	Plate with 2 USB 3.0 Type A/A with 36" patch cord with male end & 1 HDMI with 36" patch cord	2	632.00
TAETP25	Telecom Plate with 2 USB 3.0 Type A/A with 36" patch cord with male end	2	455.00
TAETP26	Telecom Plate with 1 HDMI with 36" patch cord	2	189.00
TAETP27	Transformer with 2 USB-A & 1 USB-C inputs	2	81.00

Office Suites
Seating
Tables & Desks
Meeting Essentials
Personal Organization
Ergonomics
High Density Storage
Storage & Filing
Facilities
Technology Furniture
Art & Engineering
K-12 Education
SAFE Collection Addendum

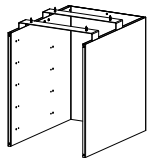
PART BIN STRIP

- 24", 30", 36", 48", 60" and 72"W organizer frames accept multiple bin strips
- Accepts optional part bins from multiple vendors

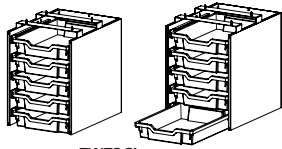
Model No.	Description	Weight	List Price
758	24"W x 3"H, Part Bin Strip	3	140.00
759	30"W x 3"H, Part Bin Strip	4	157.00
75901	36"W x 3"H, Part Bin Strip;	5	175.00

SUSPENDED TOTE HOLDER & TOTE KITS

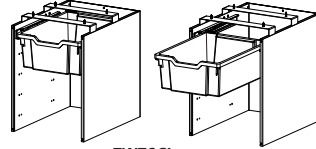
- Totes and glides are not included with tote holder and must be specified separately
- Tote holder can hold up to 5-3"H totes, 2-6"H totes, 1-9"H tote or 1-12"H tote if the bench has a base shelf
- Tote holder can hold up to 5-3"H totes, 2-6"H totes, 2-9"H totes or 2-12"H totes if the bench does not have a base shelf
- Tote kits come standard with tote, glides, hardware bag, and optional use mobile stop clips
- Tote weight capacities: 3"H-10 lbs per tote, 6"H, 9"H and 12"H-20 lbs per tote



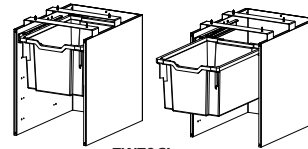
TWTH



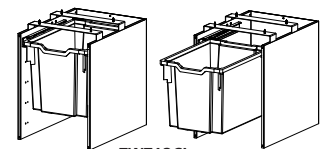
TWT3CL



TWT6CL



TWT9CL



TWT12CL

Model No.	Description	Weight	List Price
TWTH	Suspended Tote Holder	33	559.00
TWT3CL	3"H Clear Totes, 5 pack with 10 Glides, 12 1/4"W x 16 3/4"D x 3"H	7	181.00
TWT6CL	6"H Clear Totes, 1 pack with 2 Glides, 12 1/4"W x 16 3/4"D x 6"H	3	42.00
TWT9CL	9"H Clear Totes, 1 pack with 2 Glides, 12 1/4"W x 16 3/4"D x 9"H	3	56.00
TWT12CL	12"H Clear Totes, 1 pack with 2 Glides, 12 1/4"W x 16 3/4"D x 12"H	3	75.00

FREE STANDING STORAGE

- Box/File Pedestal in a two drawer configuration
- Full width drawer pull
- File drawers accommodate letter-size files
- Fixed, mobile or work surface suspended models
- Locks standard with core removable locks
- Full extension precision ball-bearing slides
- Optional faux Black Leather cushion available transform pedestal into a seat (adds 2" to height)
- Mobile pedestal in Black-S5 or Silver-HK5

Model No.	Description	Weight	List Price
PH20SM	Box/File Mobile Pedestal, 15"W x 20"D x 21 3/4"H	60	625.00
PH20SF	Box/File Fixed Pedestal, 15"W x 20"D x 21 3/4"H	60	625.00
PH20SW	Box/File Suspended Pedestal, 15"W x 20"D x 21 3/4"H*	55	784.00
CSH20	Black Faux Leather Cushion, Velcro® attached	6	332.00

*For mounting under TechWorks® bench surface

OVERHEAD STORAGE

- Door swings up and over the cabinet to optimize interior space
- Door lock is standard
- Locks are keyed differently
- Non-removable core

Model No.	Description	Weight	List Price
763	24"W x 12"D x 16"H, Lockable Storage Bin	37	1,350.00
764	30"W x 12"D x 16"H, Lockable Storage Bin	50	1,637.00
76402	36"W x 12"D x 16"H, Lockable Storage Bin	62	1,861.00

UTILITY DRAWER

- Locking drawer mounts under front of work surface
- All hardware included

Model No.	Description	Weight	List Price
TWDRWR	16"W x 6"H x 12 1/2"D, Utility Drawer with Lock	5	741.00

PULL OUT WRITING SHELF

- Pulls out from under worksurface on two glides
- Supports a maximum of 60 lbs.
- 20"W writing surface
- Can be specified to be same material as worksurface

Model No.	Description	Weight	List Price
797H02	20"W x 12 1/4"D, Pull-out Writing Shelf	19	382.00

Office Suites
Seating
Tables & Desks
Meeting Essentials
Personal Organization
Ergonomics
High Density Storage
Storage & Filing
Facilities
Technology Furniture
Art & Engineering
K-12 Education
SAFE Collection Addendum

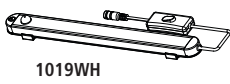
OVERHEAD LIGHTING

- Lights include an On/Off rocker switch and a 9ft power cord
- Lights are UL and CSA approved
- Height-adjustable lights may interfere with the placement of components at the upper most mounting positions
- Allow 15" of clearance about frame for height-adjustable lights

Model No.	Description	Weight	List Price
72436L	36"W x LED Adjustable-Height Overhead Light	50	1,127.00
724L	48"W x LED Adjustable-Height Overhead Light	36	1,280.00
725L	60"W x LED Adjustable-Height Overhead Light	41	1,355.00
726L	72"W x LED Adjustable-Height Overhead Light	47	1,392.00
79136L	36"W x LED Fixed-Height Overhead Light	45	1,127.00
791L	48"W x LED Fixed-Height Overhead Light	36	1,240.00
792L	60"W x LED Fixed-Height Overhead Light	41	1,355.00
793L	72"W x LED Fixed-Height Overhead Light	47	1,392.00

UNDER SHELF/CABINET LIGHTING

- EZDP includes wood screws and double-sided tape for mounting
- EZDP includes capacitive touch On/Off switch and 6' power cord
- 1019WH includes wood screws, double-sided tape, or magnets for mounting
- 1019WH includes dimmer and 30-minute occupancy sensor

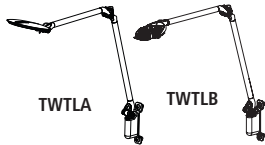


1019WH

Model No.	Description	Weight	List Price
EZDP	Light, LED 16" Under Cabinet	1	337.00
1019WH	Light, LED 17" Under Cabinet, White	1.5	112.00

TASK LIGHTING

- TWTLA- 3000K color temperature, TWTLB-3500K color temperature
- TWTLA-features a PIR occupancy sensor that automatically turns the light off when not in use, and back on when the use returns
- Lights are UL and CSA approved
- Lights feature seven adjustable illuminations levels and perfect internal counterbalance for effortless one-touch positioning for ergonomic function
- Lights available in Silver (only), mounting plate can be matched to frame



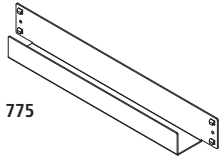
TWTLA

TWTLB

Model No.	Description	Weight	List Price
TWTLA	Techworks Advanced Task Light	3	995.00
TWTLB	Techworks Basic Task Light	3	561.00

CABLE MANAGEMENT

Cable Trough (Mounts between organizer frame uprights)

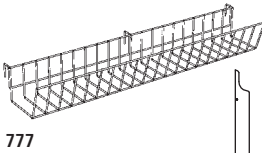


775

Model No.	Description	Weight	List Price
775	24"W, Horizontal Cable Management	2	125.00
776	30"W, Horizontal Cable Management	3	133.00
77636	36"W, Horizontal Cable Management	4	149.00

Will not fit into the inner corner sections or in "L" shaped organizer frames. Snaps in back of frame.

Cable Basket (Mounts to table base)



777

Model No.	Description	Weight	List Price
777	48"W, Horizontal Cable Management, Black	4	518.00
778	60"W, Horizontal Cable Management, Black	7	621.00
779	72"W, Horizontal Cable Management, Black	8	763.00

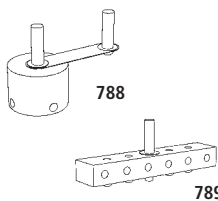
Goes on spreader on table base.

Vertical Cable Organizer (Mounts to interior of frame uprights)

782

Model No.	Description	Weight	List Price
780	24"H, section of Vertical Cable Management	2	211.00
781	36"H, section of Vertical Cable Management	2.5	277.00
782	48"H, section of Vertical Cable Management	3	376.00

ESD ACCESSORIES



788

789

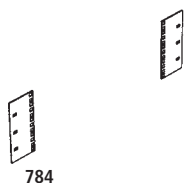
- Must be wired in compliance with local electrical codes
- Grounding Bar provides common grounding point for managing multiple ground wires
- Wrist Strap must be used with Grounding Jack for proper grounding
- Grounding Jack accommodates 4 standard banana jacks (on the end of Wrist Straps)

Model No.	Description	Weight	List Price
787	ESD Wrist Strap	2	145.00
788	ESD Grounding Jack	3	159.00
789	ESD Grounding Bar	.5	248.00

Office Suites
Seating
Tables & Desks
Meeting Essentials
Personal Organization
Ergonomics
High Density Storage
Storage & Filing
Facilities
Technology Furniture
Art & Engineering
SAFE Collection Addendum
K-12 Education

RACK MOUNT ADAPTERS

- Provides 19" EIA standard rack mounting between uprights
- Standard with cage nuts for mounting equipment



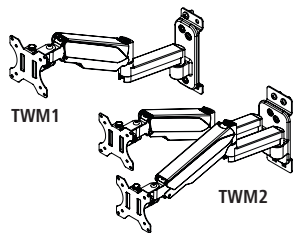
Model No.	Description	Weight	List Price
783	3½" Rack Rail Adapter Set (2U) 24" Spacing	2	211.00
784	7" Rack Rail Adapter Set (4U) 24" Spacing	3	376.00
785	3½" Rack Rail Adapter Set (2U) 30" Spacing for 60"W Frames	2	248.00
786	7" Rack Rail Adapter Set (4U) 30" Spacing for 60"W Frames	3	407.00

For mounting electrical.

FLAT PANEL MONITOR ARMS



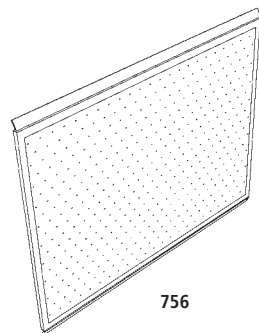
- Arms support monitors and accessories weighting up to 17.6lbs and or 32" per monitor
- Arms feature +90° -45° tilt, +90°~-90° swivel and +180°~-180° rotation to help your desired viewing position
- Gas spring perfectly counterbalances the weight of your monitor
- Built in cable management elegantly hides any cables that are attached to displays
- Slide-in 75mm and 100mm VESA mounting plate for quick attachment and detachment
- Dual screen monitor arm not compatible with 24", 30" or 36" organizer frames and must be mounted in the double wide "inner" uprights of the 48", 60", 72, or 96" organizer frames
- Monitor arms available in black. Mounting plate color must be specified (refer to Techworks paint options to specify)



Model No.	Description	Weight	List Price
TWM1	Techworks Single Screen Monitor Arm	6	180.00
TWM2	Techworks Dual Screen Monitor Arm	10	277.00

PEG BOARDS

- Peg Boards attach between organizer frame uprights allowing most hook-on components to be mounted in front of them
- Peg board hooks not included
- Constructed of durable brown Masonite or Magnetic Steel (add "S" suffix to end of the part number). Peg boards are surrounded by steel frames (refer to Techworks paint options to specify).
- Steel peg boards include gromet hole for cable management



Masonite Model No.	Steel Model No.	Description	Weight		Masonite List Price	Steel List Price
			Masonite	Steel		
752	752S	24"W x 24"H, Peg Board	6	9	390.00	430.00
753	753S	24"W x 36"H, Peg Board	7	14	461.00	508.00
754	754S	24"W x 48"H, Peg Board	8	18	537.00	588.00
755	755S	30"W x 24"H, Peg Board	7	11	424.00	465.00
756	756S	30"W x 36"H, Peg Board	8	17	495.00	545.00
757	757S	30"W x 48"H, Peg Board	9	22	585.00	609.00
75724	75724S	36"W x 24"H, Peg Board	7	13	438.00	482.00
75730	75730S	36"W x 36"H, Peg Board	8	20	510.00	564.00
75736	75736S	36"W x 48"H, Peg Board	9	27	568.00	626.00

Corner Applications

752C	752CS	20"W x 24"H, Peg Board*	5	8	390.00	430.00
753C	753CS	20"W x 36"H, Peg Board*	6	12	461.00	508.00
754C	754CS	20"W x 48"H, Peg Board*	7	15	537.00	588.00

* For use in the inner corner frame sections of the 72" x 48" W "L", 24"W and 48"W Corner Organizer Frames.

7526C	7526CS	26"W x 24"H, Peg Board*	6	10	407.00	446.00
7536C	7536CS	26"W x 36"H, Peg Board*	7	15	474.00	522.00
7546C	7546CS	26"W x 48"H, Peg Board*	8	20	548.00	601.00


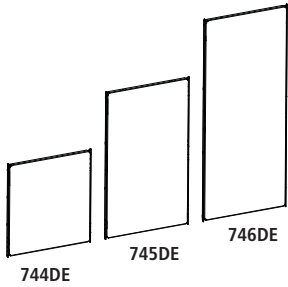
* For use in the inner corner frame sections of the 30"W and 60"W Corner Organizer Frames.

7522C	7522CS	32"W x 24"H, Peg Board*	7	12	407.00	446.00
7532C	7532CS	32"W x 36"H, Peg Board*	8	18	474.00	522.00
7542C	7542CS	32"W x 48"H, Peg Board*	9	24	548.00	601.00

* For use in the inner corner frame sections of the 36"W Corner Organizer Frames.

WHITEBOARDS

- Versatile steel panel with dry erase powder coat surface gives you the option of writing important notes (used as a whiteboard) or attaching a document via magnets (used as a magnetic board)
- Attaches between frame uprights
- Double-sided whiteboard coating offers an enhanced appearance when the organizer frame is seen or used from either side
- Recessed design allows some hook-on components to be mounted in front of Whiteboard
- Only 1 marker tray per Whiteboard (cannot be installed inside or on inner section of organizer frame)
- Use corner applications to fit inner corner frame depending on frame size



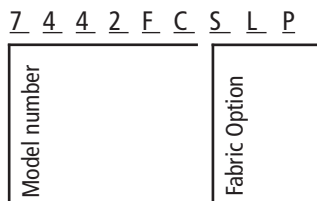
Model No.	Description	Weight	List Price
744DE	24"W x 24"H, Whiteboard	10	390.00
745DE	24"W x 36"H, Whiteboard	15.5	475.00
746DE	24"W x 48"H, Whiteboard	20	560.00
747DE	30"W x 24"H, Whiteboard	12.5	424.00
748DE	30"W x 36"H, Whiteboard	18.5	510.00
749DE	30"W x 48"H, Whiteboard	24.5	579.00
74424DE	36"W x 24"H, Whiteboard	15	455.00
74536DE	36"W x 36"H, Whiteboard	22.5	524.00
74648DE	36"W x 48"H, Whiteboard	29.5	612.00
750	24"W, Marker Tray for Whiteboards	1	106.00
751	30"W, Marker Tray for Whiteboards	1.5	114.00
7501	36"W, Marker Tray for Whiteboards	2	137.00
744CDE	20"W x 24"H, Corner Whiteboard*	8.5	384.00
745CDE	20"W x 36"H, Corner Whiteboard*	12.5	456.00
746CDE	20"W x 48"H, Corner Whiteboard*	16.5	568.00
*For use in the inner corner frame sections of the 72" x 48"W "L", 24"W and 48"W Corner Organizer Frames.			
7446CDE	26"W x 24"H, Corner Whiteboard*	10.5	398.00
7456CDE	26"W x 36"H, Corner Whiteboard*	16.5	491.00
7466CDE	26"W x 48"H, Corner Whiteboard*	21.5	567.00
*For use in the inner corner frame sections of the 60"W and 30"W Upper Corner Organizer Frames.			
7442CDE	32"W x 24"H, Corner Whiteboard*	13.5	468.00
7452CDE	32"W x 36"H, Corner Whiteboard*	20	456.00
7462CDE	32"W x 48"H, Corner Whiteboard*	26.5	568.00
*For use in the inner corner frame section of the 36"W Upper Corner Organizer Frame.			

Office Suites
Seating
Tables & Desks
Meeting Essentials
Personal Organization
Ergonomics
High Density Storage
Storage & Filing
Facilities
Technology Furniture
Art & Engineering
K-12 Education
SAFE Collection Addendum

HOW TO ORDER FABRIC SCREENS FOR TECHWORKS®

FABRIC SCREEN OPTIONS

When ordering fabric screens, use the code at right to indicate your fabric option:



Fabric Color Options


Fabric Color	Code
Palette 2155	
Birch Bark 113	BRB
Mingle	
Biscuit	MBT
FR701 2100	
Silver Papier 538	SLP
Bayberry 486	BYB

- Additional fabrics are available with nominal upcharge and extended production lead time.
- Call 888-971-6225 or email info@safcoproducts.com

Our professional design staff can help you configure the perfect TechWorks® solution. Please contact your local Safco Sales Rep Group.

TECHWORKS® FABRIC SCREEN

- Attaches between frame uprights to create a private work environment
- Creates a finished panel appearance from front
- Use corner applications to fit inner corner frame depending on frame size
- Allows some hook-on components to be mounted in front of fabric panel
- Use corner applications to fit inner corner frame depending on frame size

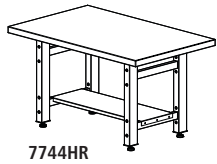


Item	Description	Weight	List
744F	24"W x 24"H, Fabric Screen	6	490.00
745F	24"W x 36"H, Fabric Screen	7	553.00
746F	24"W x 48"H, Fabric Screen	8	737.00
747F	30"W x 24"H, Fabric Screen	6	550.00
748F	30"W x 36"H, Fabric Screen	7	595.00
749F	30"W x 48"H, Fabric Screen	8	695.00
7441F	36"W x 24"H, Fabric Screen	6	543.00
7451F	36"W x 36"H, Fabric Screen	7	632.00
7461F	36"W x 48"H, Fabric Screen	8	738.00
Corner Applications			
744FC	20"W x 24"H, Fabric Screen*	6	472.00
745FC	20"W x 36"H, Fabric Screen*	7	540.00
746FC	20"W x 48"H, Fabric Screen*	8	650.00
7456FC	26"W x 36"H, Fabric Screen*	7	548.00

*For use in the inner corner frame sections of the 72"W x 48"W "L", 24"W and 48"W Corner Organizer Frames.

*For use in the inner corner frame sections of the 60"W and 30"W Upper Corner Organizer Frames.

- **TechWorks® High Pressure Laminate (HPL) tables** support up to 1000 lbs
 - High Pressure Laminate worksurface is 1 1/8" thick with 3mm PVC edge banding
 - Tables available with Rectangular (R) or Peninsula (P) shaped worksurfaces
 - Tables are not compatible with Techworks® Organizer frames or under worksurface accessories
 - Additional colors and worksurface materials are available-upcharges, minimums and extended lead times may apply. See Pages 10-11. Call 1-888-971-6225 for quotation.
- **TechWorks® Stainless Steel tables** support up to 1000 lbs
 - Stainless Steel worksurface is 1 5/8" thick 16GA, type 304, #4 finish with wrapped and welded corners and a particle board core
 - Tables available with Rectangular (R) shaped worksurfaces only
 - Tables are not compatible with Techworks® Organizer frames or under worksurface accessories
 - Additional lead-times may apply, please refer to our lead-times document
 - Additional colors and worksurface materials are available-upcharges, minimums and extended lead times may apply. See Pages 10-11. Call 1-888-971-6225 for quotation.

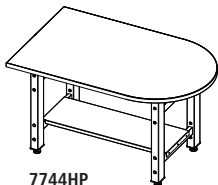


7744HR

Item	Description	Weight	List
48" Rectangular Table			
7744HR	48"W x 30"D Adjustable Table with High Pressure Laminate Surface	139	2,363.00
7745HR	48"W x 36"D Adjustable Table with High Pressure Laminate Surface	150	2,462.00
Stainless Steel Surface			
7744SS	48"W x 30"D Adjustable Table with Stainless Steel Surface	168	5,266.00
7745SS	48"W x 36"D Adjustable Table with Stainless Steel Surface	191	5,266.00

60" Rectangular Table			
7746HR	60"W x 30"D Adjustable Table with High Pressure Laminate Surface	155	2,436.00
7747HR	60"W x 36"D Adjustable Table with High Pressure Laminate Surface	170	2,542.00
Stainless Steel Surface			
7746SS	60"W x 30"D Adjustable Table with Stainless Steel Surface	193	5,551.00
7747SS	60"W x 36"D Adjustable Table with Stainless Steel Surface	215	4,697.00

72" Rectangular Table			
7748HR	72"W x 30"D Adjustable Table with High Pressure Laminate Surface	175	2,616.00
7749HR	72"W x 36"D Adjustable Table with High Pressure Laminate Surface	185	2,768.00
Stainless Steel Surface			
7748SS	72"W x 30"D Adjustable Table with Stainless Steel Surface	221	5,801.00
7749SS	72"W x 36"D Adjustable Table with Stainless Steel Surface	245	5,801.00



7744HP

48" Peninsula Table			
7744HP	48"W x 30"D Adjustable Table with High Pressure Laminate Surface	139	2,363.00
7745HP	48"W x 36"D Adjustable Table with High Pressure Laminate Surface	150	2,462.00
60" Peninsula Table			
7746HP	60"W x 30"D Adjustable Table with High Pressure Laminate Surface	155	2,436.00
7747HP	60"W x 36"D Adjustable Table with High Pressure Laminate Surface	170	2,542.00
72" Peninsula Table			
7748HP	72"W x 30"D Adjustable Table with High Pressure Laminate Surface	175	2,616.00
7749HP	72"W x 36"D Adjustable Table with High Pressure Laminate Surface	185	2,768.00

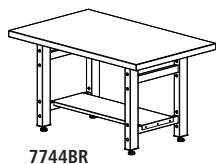
CASTER KIT

- Adding casters to a bench will add 3" to the overall bench height
- Each caster kit includes 2 locking casters which, lock the wheel. The remaining casters will not have a locking mechanism

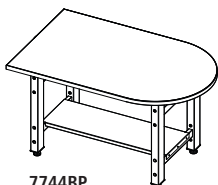
Model No.	Description	Weight	List Price
350221	Caster Kit (4)	7	275.00

- TechWorks® Butcher Block tables support up to 1000lbs
- Butcher Block worksurface is 1 3/4" thick with 1/8" radius edge
- Tables available with Rectangular (R) or Peninsula (P) shaped worksurfaces
- Tables are not compatible with Techworks® Organizer frames or under worksurface accessories

- Additional colors and worksurface materials are available-upcharges, minimums and extended lead times may apply. See Pages 10-11. Call 1-888-971-6225 for quotation.



7744BR



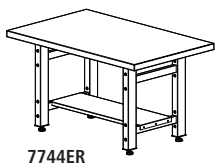
7744BP

Item	Description	Weight	List
48" Rectangular Table			
7744BR	48"W x 30"D Adjustable Table with Butcher Block Surface	162	2,992.00
7745BR	48"W x 36"D Adjustable Table with Butcher Block Surface	183	2,792.00
60" Rectangular Table			
7746BR	60"W x 30"D Adjustable Table with Butcher Block Surface	187	3,519.00
7747BR	60"W x 36"D Adjustable Table with Butcher Block Surface	207	3,675.00
72" Rectangular Table			
7748BR	72"W x 30"D Adjustable Table with Butcher Block Surface	215	3,596.00
7749BR	72"W x 36"D Adjustable Table with Butcher Block Surface	236	3,791.00
48" Peninsula Table			
7744BP	48"W x 30"D Adjustable Table with Butcher Block Surface	162	2,721.00
7745BP	48"W x 36"D Adjustable Table with Butcher Block Surface	183	2,792.00
60" Peninsula Table			
7746BP	60"W x 30"D Adjustable Table with Butcher Block Surface	187	3,519.00
7747BP	60"W x 36"D Adjustable Table with Butcher Block Surface	207	3,560.00
72" Peninsula Table			
7748BP	72"W x 30"D Adjustable Table with Butcher Block Surface	215	3,596.00
7749BP	72"W x 36"D Adjustable Table with Butcher Block Surface	236	3,945.00
CASTER KIT			
• Adding casters to a bench will add 3" to the overall bench height			
• Each caster kit includes 2 locking casters which, lock the wheel. The remaining casters will not have a locking mechanism			
Model No.	Description	Weight	List Price
350221	Caster Kit (4)	7	275.00

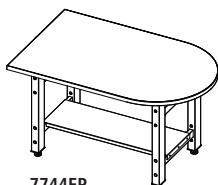
TechWorks® Electro-Static Discharge (ESD) Tables

- TechWorks® tables with ESD laminate worksurface support up to 1000lbs
- ESD laminate worksurface is 1 1/8" thick with 3mm PVC edge banding
- Tables come standard with grounding terminus, other ESD accessories must be specified separately
- Tables available with Rectangular (R) or Peninsula (P) shaped worksurfaces

- Tables are not compatible with Techworks® Organizer frames or under worksurface accessories
- Additional colors and worksurface materials are available-upcharges, minimums and extended lead times may apply. See Pages 10-11. Call 1-888-971-6225 for quotation.



7744ER



7744EP

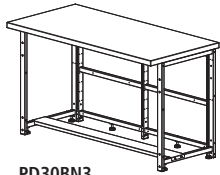
Item	Description	Weight	List
48" Rectangular Table			
7744ER	48"W x 30"D Adjustable Table with ESD Laminate Surface	139	2,898.00
7745ER	48"W x 36"D Adjustable Table with ESD Laminate Surface	150	3,192.00
60" Rectangular Table			
7746ER	60"W x 30"D Adjustable Table with ESD Laminate Surface	155	3,830.00
7747ER	60"W x 36"D Adjustable Table with ESD Laminate Surface	170	3,885.00
72" Rectangular Table			
7748ER	72"W x 30"D Adjustable Table with ESD Laminate Surface	175	3,863.00
7749ER	72"W x 36"D Adjustable Table with ESD Laminate Surface	185	3,908.00
48" Peninsula Table			
7744EP	48"W x 30"D Adjustable Table with ESD Laminate Surface	139	2,898.00
7745EP	48"W x 36"D Adjustable Table with ESD Laminate Surface	150	3,192.00
60" Peninsula Table			
7746EP	60"W x 30"D Adjustable Table with ESD Laminate Surface	155	3,830.00
7747EP	60"W x 36"D Adjustable Table with ESD Laminate Surface	170	3,885.00
72" Peninsula Table			
7748EP	72"W x 30"D Adjustable Table with ESD Laminate Surface	175	3,863.00
7749EP	72"W x 36"D Adjustable Table with ESD Laminate Surface	185	3,908.00
CASTER KIT			
• Adding casters to a bench will add 3" to the overall bench height			
• Each caster kit includes 2 locking casters which, lock the wheel. The remaining casters will not have a locking mechanism			
Model No.	Description	Weight	List Price
350221	Caster Kit (4)	7	275.00

TECHWORKS® STORAGE CENTER

- Ships ready-to-assemble on 4-position oversized pallet
- Storage Center consists of: Top work surface, Center Frame, Side Frames and Spreader
- Available in: 24"D, 30"D and 36"D x 63"W x 35¾"H
- 36" work surface is not interchangeable with 24"D or 30"D base
- Work surfaces Available In: 1½" HPL (High Pressure Laminate), 1½" ESD (Electro-Static Discharge), 1¾" Butcher Block
- Storage Centers can be joined together with optional ganging hardware to create a unique work environment

Our professional design staff can help you with TechWorks® space planning and custom applications. Please contact your local Safco Sales Rep Group.

Storage Center - 3mm Edge Band (on all work surface sides) for HPL and ESD options, 1/8 radius edge (on all work surface sides) for Butcher Block option



PD30BN3

Model No.	Dimension	HPL	ESD	Butcher
		List Price (HN3 Suffix)	List Price (EN3 Suffix)	List Price (BN3 Suffix)
PD24	63"W x 24"D x 36"H	4,043.00	3,865.00	4,072.00
PD30	63"W x 30"D x 36"H	3,928.00	4,221.00	4,756.00
PD36	63"W x 36"D x 36"H	4,233.00	4,564.00	5,162.00

PANEL KITS - Only can be used on TechWorks® Storage Centers

- Options for Modesty or Exterior Sides
- Water Resistant Resin
- Available Finishes: Millwork Cherry, Florence Walnut, White, Black Onyx

Model No.	Description	Weight	Kit List Price
A9273	(2 each) 35"W x 34⅞"H x ½"D, Exterior Side Panels. For use with 36"D work surface	18	1,061.00
A9288	(2 each) 25½"W x 34⅞"H x ½"D, Exterior Side Panels. For use with 30"D work surface	30	1,029.00
A9289	(2 each) 24"W x 34⅞"H x ½"D, Exterior Side Panels. For use with 24"D work surface	30	965.00
A9286	(2 each) 27"W x 29½"H x ¼"D, Modesty Panels, universal	15	679.00

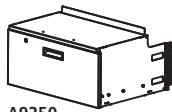
MODULAR COMPONENTS

- Components are not compatible with Techworks® Organizer Frames, Benches, or Tables.
- Can be added to the underside of either the left and/or right front side of the worktable, no more than 2 across
- Purchase optional tumblers to add locking capability to modular drawers

Model No.	Description	Weight	List Price
A9353	6" Box Drawer with Optional Locks available, 28"W x 8"H x 22½"D Overall	50	1,107.00
A9350	12" Hanging File Drawer with Optional Lock available, 28½"W x 13½"H x 22½"D Overall	69	1,312.00
A9352	28½"W x 4¾"H x 22½"D, Stationary Shelf with Sides	37	303.00
A9351	13"W x 5"H x 10"D, Undersurface Mount Cubby	7	163.00



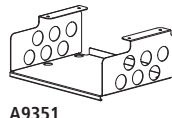
A9353



A9350



A9352



A9351

LOCKS

- Please read carefully to facilitate proper order or call Customer Care at 888-971-6225 for assistance.
- Storage Center Drawers are shipped with removeable knockouts to add locking capability.
- Locks can be added to drawers by ordering item numbers Q70800-Q70899.
- To key alike suites of product, order the appropriate quantity of like numbered lock assemblies for each worktable.
- Locks available in Silver only.
- Locks can be used with Storage Center Accessories Only.

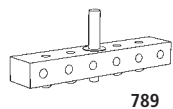
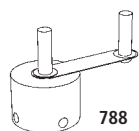


Q70800

Model No.	Description	Weight	List Price
Q70800 through Q70899*	Lock Assembly	1	36.00
Q629A	Lock Assembly Master Key Core Removal Tool	1	36.00

*Available in Silver Only.

ESD ACCESSORIES

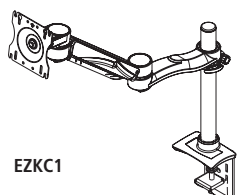


- Must be wired in compliance with local electrical codes
- Grounding Bar provides common grounding point for managing multiple ground wires
- Wrist Strap must be used with Grounding Jack for proper grounding
- Grounding Jack accommodates 4 standard banana jacks (on the end of Wrist Straps)

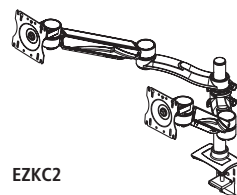
Model No.	Description	Weight	List Price
787	ESD Wrist Strap	2	145.00
788	ESD Grounding Jack	3	159.00
789	ESD Grounding Bar	.5	248.00

MONITOR ARMS

- Grommet or Tool-less Clamp installation that fits to any work surface up to 3½" thick
- Counterbalanced spring technology with easy-to-use Allen wrench adjustment
- Slim profiles when in the folded position – ideal for limited work space applications
- Arms swivel 360° around base allowing for increased display positions
- VESA 75mm and 100mm compliant
- TAA compliant
- Cable management system keeps cables hidden
- Available in Silver only



EZK1



EZK2

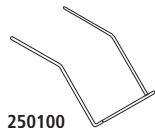
POLE-MOUNTED

- 24" of reach and 18" of usable height adjustment (including pole)
- 4-20 lb. maximum load per each monitor arm
- Quick connect monitor screen feature

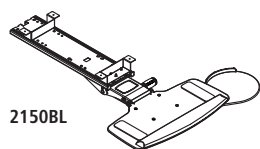
Model No.	Description	Weight	List Price
EZK1	Pole Mount, Single Arm Monitor Mount	8.2	878.00
EZK2	Pole Mount, Dual Arm Monitor Mount	12.2	1,334.00

Note: Grommet Mount/field installed by installation team.

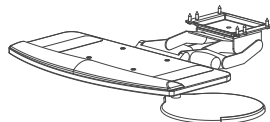
KEYBOARD OPTIONS



250100



2150BL



195TKLS

Model No.	Description	Weight	List Price
2150BL	Trackless Keyboard/Mouse Platform 17"W x 21¾"D, 9½" Dia. Mouse Platform, Black	14	845.00
195TKLS *	Trackless Keyboard/Mouse Platform 19"W x 9¼"D, 9½" Dia. Mouse Platform	14	859.00
250100	Wire Keyboard Holder. Chrome Finish.	3	217.00

*195TKLS Available in Black or White.

PART BIN/POWER STRIP PLATE

- Multi-functional hook-on plate
- Accepts optional part bins from multiple vendors or mount the 765 power strip for flexible power placement
- Hook-on modular components cannot be placed in front of Bin Strips

POWER STRIPS

Model No.	Description	Weight	List Price
765	24"W x 1¼"D 15 amp Power Strip, 8 Outlet, 15' Cord	3	519.00

Note: Mount under work surface.

FLOOR ATTACHMENT BRACKET

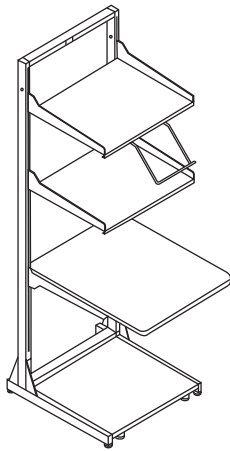
- Used to anchor table to the floor
- Hardware not included

Model No.	Description	Weight	List Price
A9290	(4) Floor Attachment Brackets, Black	1	113.00

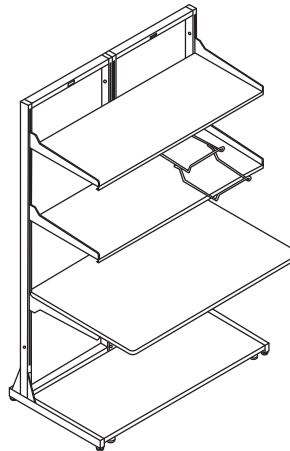
- **Frames:** Heavy-duty 1" x 2" 11-gauge welded steel, slotted on both sides in 1" increments. Frames can be bolted together as needs expand. 800 lb. maximum load per frame. **Note:** Frame heights are for frame only. Must add 3" for foot and 6" for caster and foot. **Note:** Add frame braces #350325 R (RH) and #350325L (LH) for structural rigidity on 72" and 84" height frames
 - **Shelves:** 14-gauge steel with integral attachment brackets. Available either horizontal or with 13° tilt. Floor shelf for CPU requires either glide or caster kit. 300 lb. maximum load per shelf
 - **Work Surface:** 1" Thermally-Fused Fog Gray laminate with T-mold edge standard. Also available in 1/8" high pressure laminate or ESD laminate with T-mold edge (does not include grounding wire) Support brackets included. Additional front support leg suggested for loads over 150 lbs. Support leg included with 36" deep work surfaces
 - **Keyboard supports:** Available in four variations — single wire holder or double wire holder for mounting under steel shelves; retractable platform or keyboard drawer for mounting under work surface
- Available in Safco® Corporate Colors see page 10 or go to Safcoproducts.com for more information

PRECONFIGURED MATRIX® LAN STATION: TYPICALS

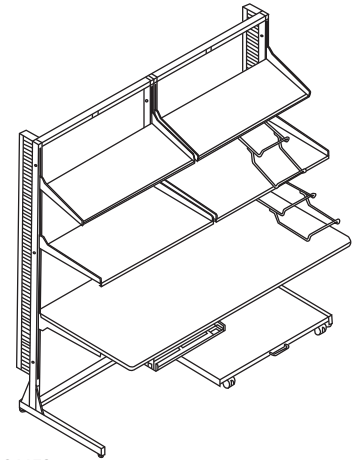
Safco offers three preconfigured Maytrix LAN stations to meet a variety of systems needs. **Each ships in a single carton.**
Color: Gray powder coat paint finish, with Fog Gray low pressure laminate surfaces only for preconfigured units.



31124

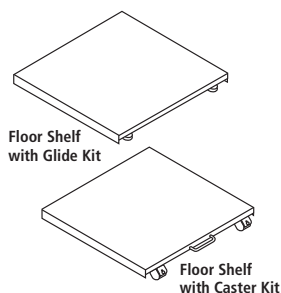
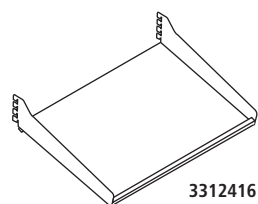
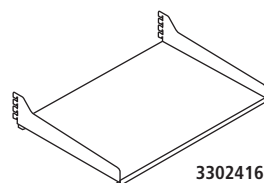
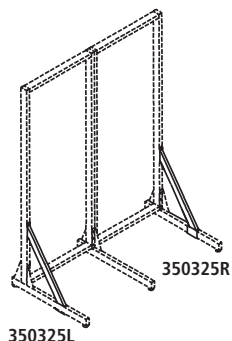
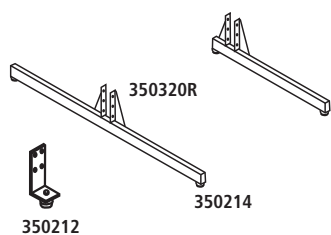
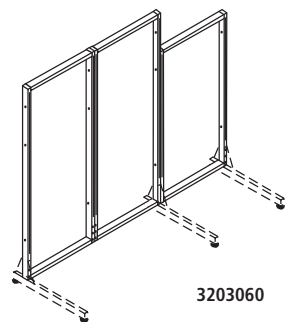


31148



31172

Model No.	Description	Weight	List Price
31124	24" Basic Maytrix (1) 24" x 72" Frame; (2) Single-Sided Legs; (2) 24" x 16" Horizontal Shelves; (1) Single Wire Keyboard Holder; (1) 24" x 30" Work Surface; (1) 18" x 21" Floor Shelf; (1) Floor Shelf Glide Kit	119	3,901.00
31148	48" Maytrix Console (2) 24" x 72" Frames; (2) Single-Sided Legs; (1) Center Support Foot; (2) 48" x 16" Horizontal Shelves; (1) Double Wire Keyboard Holder; (1) 48" x 30" Work Surface; (1) 42" x 21" Floor Shelf; (1) Floor Shelf Glide Kit	211	6,609.00
31172	72" Deluxe Maytrix (2) 36" x 72" frames; (2) Single-Sided Legs; (1) Center Support Foot; (2) 36" x 16" Tilt Shelves; (2) 36" x 16" Horizontal Shelves; (2) Double Wire Keyboard Holders; (1) 72" x 30" Work Surface; (1) Under Surface Keyboard Drawer; (1) 30" x 21" Floor Shelf; (1) Floor Shelf Caster Kit; (2) 6 ft. Slotted Cable Management Channels	270	9,774.00



Model No.	Description	Weight	List Price
Maytrix Steel Frames			
3202460	Frame, 24"W x 60"H	36	942.00
3202472	Frame, 24"W x 72"H	40	1,011.00
3202484	Frame, 24"W x 84"H	44	1,111.00
3203060	Frame, 30"W x 60"H	39	971.00
3203072	Frame, 30"W x 72"H	43	1,032.00
3203084	Frame, 30"W x 84"H	48	1,135.00
3203660	Frame, 36"W x 60"H	40	1,004.00
3203672	Frame, 36"W x 72"H	47	1,050.00
3203684	Frame, 36"W x 84"H	48	1,153.00

Model No.	Description	Weight	List Price
Maytrix Leg Options			
350212	Foot, Center Support	2	143.00
350213R	Leg, Single Right (for use with 30" deep work surfaces)	7	470.00
350213L	Leg, Single Left (for use with 30" deep work surfaces)	7	470.00
350320R	Leg, Single Right (for use with 36" deep work surfaces)	7	470.00
350320L	Leg, Single Left (for use with 36" deep work surfaces)	7	470.00
350214	Leg, Double-Sided (universal fits L or R)	11	585.00
350215	Casters for Frame (pair-1 lock, 1 non-lock)	4	228.00
350325R	Frame Brace, Right	4	232.00
350325L	Frame Brace, Left	4	232.00

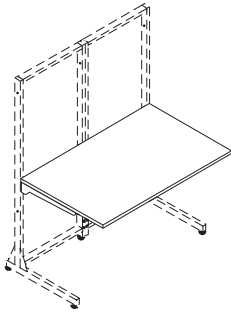
Model No.	Description	Weight	List Price	Model No.	Description	Weight	List Price
Maytrix Horizontal Mounting Shelf, steel (includes mounting brackets)							
3302416	24"W x 16"D	16	343.00	3302420	24"W x 20"D	16	400.00
3303016	30"W x 16"D	19	418.00	3303020	30"W x 20"D	16	496.00
3303616	36"W x 16"D	20	537.00	3303620	36"W x 20"D	24	564.00
3304816	48"W x 16"D	27	780.00	3304820	48"W x 20"D	27	811.00
3305416	54"W x 16"D	27	824.00	3305420	54"W x 20"D	27	859.00
3306016	60"W x 16"D	32	873.00	3306020	60"W x 20"D	38	920.00
350318	Replacement Center Mounting Bracket (48", 60" only)						161.00

Model No.	Description	Weight	List Price	Model No.	Description	Weight	List Price
Maytrix 13° Tilt Shelf, steel (includes mounting brackets)							
3312416	24"W x 16"D	16	506.00	3312420	24"W x 20"D	19	526.00
3313016	30"W x 16"D	19	593.00	3313020	30"W x 20"D	19	617.00
3313616	36"W x 16"D	21	666.00	3313620	36"W x 20"D	19	695.00

Model No.	Description	Weight	List Price
Maytrix Floor Shelf, steel			
3322421	Floor Shelf, 18"W x 21"D, Fits 24"W Frame	14	596.00
3323021	Floor Shelf, 24"W x 21"D, Fits 30"W Frame	16	593.00
3323621	Floor Shelf, 30"W x 21"D, Fits 36"W Frame	19	604.00
3324821	Floor Shelf, 42"W x 21"D, Fits 48"W Frame	26	649.00
3326021	Floor Shelf, 54"W x 21"D, Fits 60"W Frame	30	697.00
350218	Floor Shelf Caster Kit (2 lock, 2 non-lock) + Handle	2	77.00
350216	Floor Shelf Glide Kit (set of 4)	1	89.00

MAYTRIX DESK WORK SURFACE

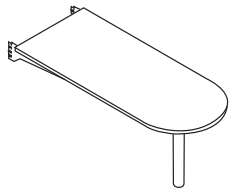
- Includes mounting brackets
- 36" D surfaces include adjustable front support legs



Model No.	Description	Weight	TFL Laminate	HPL Laminate	ESD Laminate
			List Price	List Price	List Price
			"L" Suffix	"LE" Suffix	
3402430	Work Surface, 24"W x 30"D	24	808.00	1,050.00	1,491.00
3403030	Work Surface, 30"W x 30"D	30	916.00	1,196.00	1,644.00
3403630	Work Surface, 36"W x 30"D	34	1,011.00	1,312.00	1,776.00
3404830	Work Surface, 48"W x 30"D	45	1,209.00	1,598.00	2,088.00
3405430	Work Surface, 54"W x 30"D	45	1,385.00	1,807.00	2,379.00
3406030	Work Surface, 60"W x 30"D	56	1,577.00	2,006.00	2,538.00
3407230	Work Surface, 72"W x 30"D	78	1,718.00	2,177.00	2,736.00
3409030	Work Surface, 90"W x 30"D	96	2,177.00	2,806.00	3,415.00
3402436	Work Surface, 24"W x 36"D	29	1,091.00	1,240.00	1,628.00
3403036	Work Surface, 30"W x 36"D	33	1,166.00	1,593.00	1,776.00
3403636	Work Surface, 36"W x 36"D	42	1,295.00	1,549.00	2,042.00
3404836	Work Surface, 48"W x 36"D	64	1,453.00	1,879.00	2,486.00
3405436	Work Surface, 54"W x 36"D	66	1,809.00	2,120.00	2,796.00
3406036	Work Surface, 60"W x 36"D	67	1,812.00	2,357.00	3,106.00
3407236	Work Surface, 72"W x 36"D	75	2,051.00	2,568.00	3,392.00
3409036	Work Surface, 90"W x 36"D	90	2,537.00	3,291.00	4,359.00

Note: TFL = Low Pressure Laminate as standard.

MAYTRIX PENINSULA



Model No.	Description	Weight	TFL Laminate	HPL Laminate	ESD Laminate
			List Price	List Price	List Price
			"L" Suffix	"LE" Suffix	
Maytrix Peninsula (includes mounting brackets - hooks onto Maytrix™ frame)					
3407130	71" L x 30"W with T-mold Edge	83	1,733.00	2,213.00	2,510.00

Note: Post-formed edge not available on peninsula surface. Surface height must be set nominally at 29".

MAYTRIX 90° CORNER WORK SURFACES

Model No.	Description	Weight	List Price
Maytrix Corner Components - Shelves			
3332416	90° Steel Corner Shelf, 24"W x 16"D (requires two 24" frames)	20	532.00
3332420	90° Steel Corner Shelf, 24"W x 20"D (requires two 24" frames)	22	543.00
3333016	90° Steel Corner Shelf, 30"W x 16"D (requires two 30" frames)	22	549.00
3333616	90° Steel Corner Shelf, 36"W x 16"D (requires two 36" frames)	25	573.00
3333020	90° Steel Corner Shelf, 30"W x 20"D (requires two 30" frames)	25	573.00
3333620	90° Steel Corner Shelf, 36"W x 20"D (requires two 36" frames)	28	591.00

MAYTRIX® 90° CORNER WORK SURFACES

Model No.	Description	TFL Laminate List Price	HPL Laminate List Price	ESD Laminate List Price
			"L" Suffix	"LE" Suffix
3403030	30"W x 30"D (requires two 30" frames; 350213L/350213R legs recommended).	916.00	1,196.00	1,644.00
3403636	36"W x 36"D (requires two 36" frames; 350213L/350213R legs recommended)	1,295.00	1,549.00	2,042.00
3434830	48"W x 30"D (requires four 24" frames)	1,765.00	2,148.00	2,510.00
3434836	48"W x 36"D (requires four 24" frames)	1,962.00	2,346.00	2,668.00

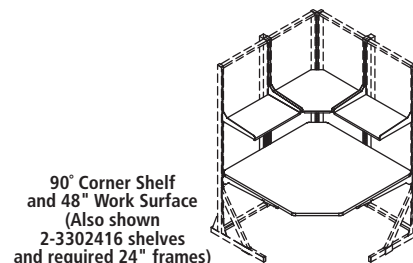
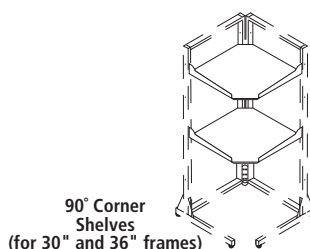
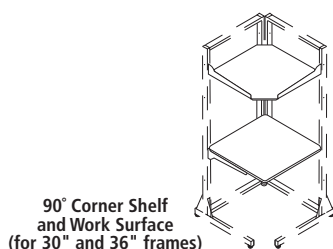
Model No.	Description	List Price	List Price
350217	Corner Connector Kit (foot and hardware required for 90° corner configuration)	236.00	236.00

HOW TO SPECIFY

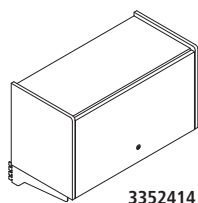
Start with base model number for work surfaces or peninsula and **SELECT ONE CODE FROM EACH OF THE OPTIONS** to complete your final model number for ordering:

Select MODEL NUMBER (ie., 3403030)	Option 1 Thermally-Fused Laminate No suffix	Option 2 High Pressure Laminate L = HPL Laminate	Option 3 ESD Laminate LE = ESD Laminate
------------------------------------	---	--	---

The final model number for a surface with the base model number of 3403030 with the ESD Laminate option would be 3403030LE.

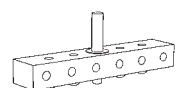


STORAGE BINS



Model No.	Description	Internal Dimensions	Weight	TFL Laminate List Price	HPL Laminate List Price
					"L" Suffix
3352414	24"W Storage Bin	13"H x 21¼"W x 13¼"D	40	1,641.00	1,737.00
3353014	30"W Storage Bin	13"H x 27¼"W x 13¼"D	4	1,667.00	1,764.00
3353614	36"W Storage Bin	13"H x 33¼"W x 13¼"D	51	1,716.00	1,838.00

ESD ACCESSORIES

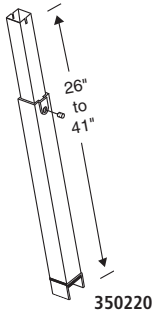


- Must be wired in compliance with local electrical codes
- Grounding Bar provides common grounding point for managing multiple ground wires
- Wrist Strap must be used with Grounding Jack for proper grounding
- Grounding Jack accommodates 4 standard banana jacks (on the end of wrist straps)

Model No.	Description	Weight	List Price
787	ESD Wrist Strap	2	145.00
788	ESD Grounding Jack	3	159.00
789	ESD Grounding Bar	.5	248.00

Office Suites
Seating
Tables & Desks
Meeting Essentials
Personal Organization
Ergonomics
High Density Storage
Storage & Filing
Facilities
Technology Furniture
Art & Education
SAFE Collection Addendum

MAYTRIX LAN RACKING SYSTEM



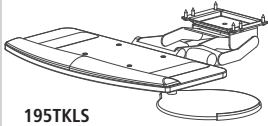
Model No.	Description	Weight	List Price
350220	Adjustable Front Support Leg - All Work Surfaces	4	304.00
350321R	Replacement Top Bracket (right) - 30"D and 36"D Work Surfaces	4	161.00
350321L	Replacement Top Bracket (left) - 30"D and 36"D Work Surfaces	4	161.00
350327R	Replacement Top Bracket (right) - All 24"D Work Surfaces	4	172.00
350327L	Replacement Top Bracket (left) - All 24"D Work Surfaces	4	172.00

Note: Adjustable front support leg recommended for all corner and 36" deep work surfaces.

Maytrix Power Accessories

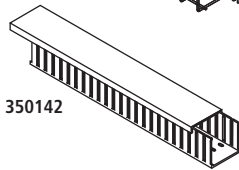
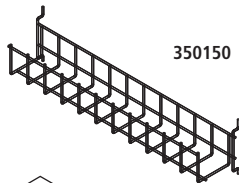
Model No.	Description	Weight	List Price
350181	72" L, 24 Outlet Power Strip, 15 amp, 15' Cord	4.5	579.00
350173	Power Strip, 4 ft. (10 outlets) with Surge Suppressor, 15 amp - 450 joules	5	702.00
A7737	Hardware Bags for mounting		17.00

Maytrix Keyboard Accessories



Model No.	Description	Weight	List Price
195TKLS	Trackless Keyboard/Mouse Platform 19"W x 9 1/4"D, 9" Dia. Mouse Platform Available in Black or White.	14	859.00

Maytrix Cable Management System




Model No.	Description	Weight	List Price
350142	2"W x 2"D, Channel (slotted), 6 ft. - Black only	3	338.00
350117	Pop Rivets - Pkg. of 25 (to attach cable channels)	1	30.00
350150	24"W, Wire Cable Trough	1	224.00
350151	30"W, Wire Cable Trough	2	288.00
350152	36"W, Wire Cable Trough	2.5	386.00

Office Suites
Seating
Tables & Desks
Meeting Essentials
Personal Organization
Ergonomics
High Density Storage
Storage & Filing
Facilities
Technology Furniture
Art & Engineering
K-12 Education
SAFE Collection Addendum

MAYTRIX FABRIC SCREEN

- Installs between Maytrix steel frame sections to create a private work environment



350440

Model No.	Dimensions	Weight	List Price
350440	24"W x 72"H x 1¼"D	58	1,416.00
350445	30"W x 72"H x 1¼"D	75	1,806.00
350450	36"W x 72"H x 1¼"D	92	1,901.00
350460	24"W x 60"H x 1¼"D	48	1,282.00
350465	30"W x 60"H x 1¼"D	62	1,668.00
350470	36"W x 60"H x 1¼"D	76	1,759.00
350480	24"W x 84"H x 1¼"D	68	1,598.00
350485	30"W x 84"H x 1¼"D	88	1,989.00
350490	36"W x 84"H x 1¼"D	107	2,078.00

HOW TO ORDER MAYTRIX® FABRIC SCREENS

FABRIC SCREEN OPTIONS

When ordering fabric screens, use the code at right to indicate your fabric option:

3 5 0 4 4 0 S T Y		
Product Code	Fabric Option	
3	5	0
4	4	0
S	T	Y

Fabric Color Options

Fabric Color	Order Code
Spinel	
Tiger Eye	STY
Sand Stone	SSS
Guilden	SGL
Lido	
Balboa	LBB
Heartland	LHL
Bryce Canyon	LBC
Mingle	
Crystal	MCT
Khaki	MHK
Biscuit	MBT
Cross Town	
Buff	CBF
Ray	CRA
Fieldstone	CFS
Anchorage	
Goose	AGS
Bailey	
Khaki	BKH

Contact Customer Care at 1-888-971-6225 or email info@safcoproducts.com for assistance.

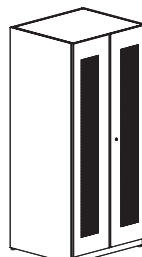
S/E Cabinet

S/E CABINET

- The S/E Cabinet comes fully assembled, just add shelves at the spacings desired
- 3 shelves included (standard on DSP models) and adjust on 1" increments
- Optional single shelf kit available to add additional shelves to cabinet
- Empty cabinet version available (no shelves)
- Perforated locking doors with 4 hinges each
- 30"D cabinet with steel back panel and two 3" dia. pop-outs
- Tamper-proof hinges inside cabinet, not accessible from outside
- Hinge will hold doors open or keep closed without engaging the lock
- Great for storing electrical equipment due to the ventilated design and pop-outs at rear of cabinet for power purposes
- Available in Black, Graphite and Desert Sage



2480DSP



3680DSP

Model No.	Description	Dimensions	Weight	List Price
3680DSP	36"W, Double-Door Cabinet, includes 3 Shelves	36"W x 31"D x 80"H	307	9,785.00
2480DSP	24"W, Single-Door Cabinet, includes 3 Shelves	24"W x 31"D x 80"H	279	7,588.00
36801S	36"W, Single Shelf Kit for 36"W Cabinet	34"W x 28¾"D x 1"H	17	453.00
24801S	24"W, Single Shelf Kit for 24"W Cabinet	22"W x 28¾"D x 1"H	14	383.00

Model #	Description	Model #	List Price Ea.	List Carton Price	Number of Cartons	Actual Weight	S-Parcel Billable Weight	Carton Cube	Freight Class
---------	-------------	---------	----------------	-------------------	-------------------	---------------	--------------------------	-------------	---------------

Drawing Boards: Thermally fused 1" thick tables with low-pressure laminate surface with steel end cleats only, six top sizes

Top Height: 37" from floor

Tilt Angle: 50° from horizontal

Available Options

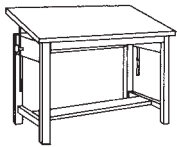
Tool Drawer: Comes with insert tray and lock with two keys

Shallow Plan Drawer: Convenient storage for papers and reference materials.

Table is shipped KD

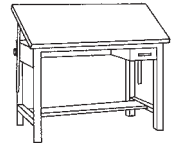
Drawer Dimensions:	Height	Width	Depth
Tool Drawer	3 3/8"	10 3/8"	27 3/8"
Shallow Drawer			
Table 7734B	1 5/8"	24 1/4"	27 3/8"
Table 7736B	1 5/8"	36 1/4"	27 3/8"
All other tables	1 5/8"	48 1/4"	27 3/8"

Ranger® Steel 4-Post Drawing Tables only. No Drawers.



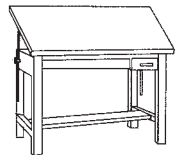
7732	Ranger® Steel 4-Post Table 42"W x 30"D x 37"H	7732	2,223.00	2,223.00	2	108	LTL	-	85
7734	Ranger® Steel 4-Post Table 48"W x 37 1/2"D x 37"H	7734	2,382.00	2,382.00	2	118	LTL	-	85
7736	Ranger® Steel 4-Post Table 60"W x 37 1/2"D x 37"H	7736	2,510.00	2,510.00	2	157	LTL	-	85
7737	Ranger® Steel 4-Post Table 72"W x 37 1/2"D x 37"H	7737	3,041.00	3,041.00	2	167	LTL	-	85
7739	Ranger® Steel 4-Post Table 84"W x 43 1/2"D x 37"H	7739	3,706.00	3,706.00	2	185	LTL	-	85

Ranger Steel 4-Post A Combination Table with tool drawer only.



7732A	Ranger® Steel 4-Post A Combination with Tool Drawer 42"W x 30"D x 37"H	7732A	2,585.00	2,585.00	2	134	LTL	-	85
7734A	Ranger® Steel 4-Post A Combination with Tool Drawer 48"W x 37 1/2"D x 37"H	7734A	2,770.00	2,770.00	2	146	LTL	-	85
7736A	Ranger® Steel 4-Post A Combination with Tool Drawer 60"W x 37 1/2"D x 37"H	7736A	2,840.00	2,840.00	2	160	LTL	-	85
7737A	Ranger® Steel 4-Post A Combination with Tool Drawer 72"W x 37 1/2"D x 37"H	7737A	3,137.00	3,137.00	2	177	LTL	-	85
7739A	Ranger® Steel 4-Post A Combination with Tool Drawer 84"W x 43 1/2"D x 37"H	7739A	3,839.00	3,839.00	2	195	LTL	-	85

Ranger Steel 4-Post A Combination Table with tool and shallow drawers.



7734B	Ranger® Steel 4-Post B Combination with Tool and Shallow Drawers 48"W x 37 1/2"D x 37"H	7734B	3,015.00	3,015.00	2	156	LTL	-	85
7736B	Ranger® Steel 4-Post B Combination with Tool and Shallow Drawers 60"W x 37 1/2"D x 37"H	7736B	3,196.00	3,196.00	2	172	LTL	-	85
7737B	Ranger® Steel 4-Post B Combination with Tool and Shallow Drawers 72"W x 37 1/2"D x 37"H	7737B	3,438.00	3,438.00	2	194	LTL	-	85
7739B	Ranger® Steel 4-Post B Combination with Tool and Shallow Drawers 84"W x 43 1/2"D x 37"H	7739B	4,249.00	4,249.00	2	212	LTL	-	85

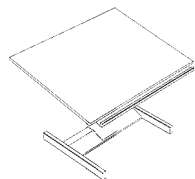
Thermal-Fused Laminates: Black (Black) Speckled Gray (Speckled Gray) Fog Gray (Fog Gray) Ice Gray (Ice Gray) Folkstone (Folkstone) Mahogany (Black) Bleach Birch (Bleach Birch) Cherry (Black) Mocha (Black) Anthracite (Black)

The color in (parenthesis) represents the edge band color. Example: Mahogany (Black) means the Thermally Fused Laminate is Mahogany with a Black edge band.

Powder Coat Paint Finish: Black-BLCK, Tech Silver-0242, White-WHIT, Mist-MIST, Navy-NAVY, Blue Medium-BLMD, Desert Sage-DESA, Textured Black-TBLK, Textured Graphite-TGHR and Textured Gray-GRAY

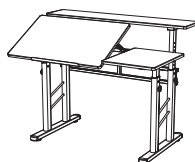
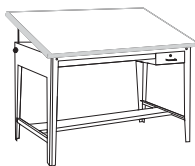
Office Suites
Seating
Tables & Desks
Meeting Essentials
Personal Organization
Ergonomics
High Density Storage
Storage & Filing
Facilities
Technology Furniture
Art & Engineering
K-12 Education
SAFE Collection Addendum

Model #	Description	Model #	List Price Ea.	List Carton Price	Number of Cartons	Actual Weight	S-Parcel Billable Weight	Carton Cube	Freight Class
<p>Drawing Boards: Thermally-fused laminate surface, four top sizes. Top Height Range: 18" travel range, 30" to 48" adjustment Tilt Angle: Horizontal tilt to 89°</p>		<p>Electrical System: 110V, 60 Hz, 24V DC motor. Draws 1.2 amps under full load. FM T/C Drive System: 250 lbs. of lifting capacity and 150 foot pounds of tilting torque. All gear drive. No belts or pulleys.</p>							
Futur-Matic® Drawing Tables									
8693B	Futur-Matic® Drawing Tables 42"W x 30"D x 30-48"H	8693B	9,062.00	9,062.00	2	160	LTL	-	85
8694B	Futur-Matic® Drawing Tables 48"W x 37½"D x 30-48"H	8694B	9,720.00	9,720.00	2	180	LTL	-	85
8696B	Futur-Matic® Drawing Tables 60"W x 37½"D x 30-48"H	8696B	9,954.00	9,954.00	2	190	LTL	-	85
8697B	Futur-Matic® Drawing Tables 70"W x 37½"D x 30-48"H	8697B	10,220.00	10,220.00	2	242	LTL	-	85
<p>Thermal-Fused Laminates: Black (Black) Speckled Gray (Speckled Gray) Fog Gray (Fog Gray) Ice Gray (Ice Gray) Folkstone (Folkstone) Mahogany (Black) Bleach Birch (Bleach Birch) Cherry (Black) Mocha (Black) Anthracite (Black)</p> <p>Powder Coat Paint Finish: Black-BLCK, Tech Silver-0242, White-WHIT, Mist-MIST, Navy-NAVY, Blue Medium-BLMD, Desert Sage-DESA, Textured Black-TBLK, Textured Graphite-TGHR and Textured Gray-GRAY</p>									



Drafting Tables

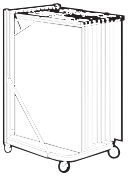
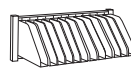








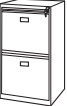


Model #	Description	Model #	List Price Ea.	List Carton Price	Number of Cartons	Actual Weight	S-Parcel Billable Weight	Carton Cube	Freight Class
3962GR	Precision 4-Post Table Base 56½"W x 30½"D x 35½"H Finish: Gray-GR	3962GR	1,475.00	1,475.00	1	99	LTL	12.15	100
3952	Drafting Tabletop for Precision (3962) 60"W x 37½"D x 1"H Finish: Green	3952	670.00	670.00	1	77	LTL	2.3	70
3953	Drafting Tabletop for Precision (3962) 72"W x 37½"D x 1"H Finish: Green	3953	889.00	889.00	1	95	LTL	2.62	70
3957	PlanMaster Drafting Table Base 43"W x 33"D x 29½" to 37½"H Finish: Black	3957	1,077.00	1,077.00	1	67	LTL	6.66	85
3948	Drafting Tabletop for PlanMaster (3957), 37 x 60" 60"W x 37½"D x ¾"H Finish: White	3948	407.00	407.00	1	46	LTL	2.26	70
3951	Drafting Tabletop for PlanMaster (3957), 36 x 48" 47½"W x 35½"D x ¾"H Finish: White	3951	319.00	319.00	1	34	LTL	1.7	70
3965MO	Height-Adjustable Split-Level Drafting Table 47½"W x 29¾"D x 26"-37¾"H Finish: Medium Oak-MO	3965MO	885.00	885.00	1	75	75	3.82	85



Office Suites
Seating
Tables & Desks
Meeting Essentials
Personal Organization
Ergonomics
High Density Storage
Storage & Filing
Facilities
Technology Furniture
Art & Engineering
K-12 Education
SAFE Collection Addendum



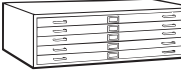










Vertical Hanging Files

Safco® Products marketing materials are designed to be used as sales tools for our Dealer network.

Model #	Description	Model #	List Price Ea.*	List Carton Price	Quantity Per Carton	Actual Weight	S-Parcel Billable Weight	Carton Cube	Freight Class
Vertical Filing Systems									
	5026 Mobile Stand with 12 Pivot Brackets 27"W x 27½" - 37½"D x 43½" - 61½"H Finish: Tropic Sand	5026	1,495.00	1,495.00	1	47	47	2.72	70
	5056 Data File & Extension 26½"W x 12½"D x 8"H Finish: Tropic Sand	5056	764.00	764.00	1	36	36	1.97	85
	5060 Mobile Plan Center 25¾" - 43¾"W x 20½"D x 51"H Finish: Tropic Sand	5060	1,123.00	1,123.00	1	34	34	2.31	85
	5059 Mobile Vertical Stand 27½" - 39¾"W x 16"D x 40" - 52"H Finish: Tropic Sand	5059	816.00	816.00	1	26	26	1.97	85
	5038 Hanging File Folders, 18 x 14" (25/Pack)	5038	262.00	262.00	1	9	9	0.44	55
	50016 18" Hanging Clamp	50016	75.00	450.00	6	5	5	0.17	65
	50026 24" Hanging Clamp	50026	82.00	492.00	6	6	6	0.22	65
	50036 30" Hanging Clamp	50036	94.00	564.00	6	7	7	0.27	65
	50046 36" Hanging Clamp	50046	99.00	594.00	6	9	9	0.32	65
	50056 42" Hanging Clamp	50056	103.00	618.00	6	10	10	0.37	65
* Only available to order by Carton.									
	4311 Wing Knobs for Clamps - Replacement (Qty. 12)	4311	11.00	132.00	12	.08	1	0.03	70
	4312 T-Bolts for Clamps - Replacement (Qty. 12)	4312	8.00	96.00	12	.08	1	0.03	70
	5030 Drop/Lift Wall Rack Extends less than 12" from wall Finish: Tropic Sand	5030	136.00	136.00	1	2	2	0.15	85
	5016 Pivot Wall Rack with 12 Pivot Brackets 24"W x 14¾"D x 9¾"H Finish: Tropic Sand	5016	650.00	650.00	1	18	18	0.88	70
	5006 Pivot Brackets (12 Pack) 14½"W x 1¾"D x 9¾"H Finish: Gray * Only available to order by Carton.	5006	44.00	528.00	12	11	11	0.52	70
	5010 Pivot Wall Rack 24"W x 1¾"D x 9¾"H Finish: Tropic Sand	5010	113.00	113.00	1	7	7	0.36	70
	5039 Vertical File Cabinet 23¾"W x 24"D x 40½"H Finish: Tropic Sand	5039	2,004.00	2,004.00	1	153	LTL	16.66	100
	5040 Small Vertical Filing Cabinet 16"W x 27"D x 42½"H	5040	1,734.00	1,734.00	1	102	LTL	18.24	100
	5041 Large Vertical Filing Cabinet 16"W x 39"D x 54¾"H	5041	2,196.00	2,196.00	1	137	LTL	26.0	100



Office Suites
Seating
Tables & Desks
Meeting Essentials
Personal Organization
Ergonomics
High Density Storage
Storage & Filing
Facilities
Technology Furniture
Art & Engineering
K-12 Education
SAFE Collection Addendum

Model #	Description	Model #	List Price Ea.*	List Carton Price	Quantity Per Carton	Actual Weight	S-Parcel Billable Weight	Carton Cube	Freight Class
Flat Files									
 4994	5 Drawer Steel Flat File 36 x 24" 40 1/2" W x 29 1/2" D x 16 1/2" H Finish: Black-BLR, Gray-GRR, Tropic Sand-TSR, White-WHR	4994BLR 4994GRR 4994TSR 4994WHR	2,940.00	2,940.00	1	160	LTL	16.88	100
 4996	5 Drawer Steel Flat File 42 x 30" 46 1/2" W x 35 1/2" D x 16 1/2" H Finish: Black-BLR, Gray-GRR Tropic Sand-TSR, White-WHR	4996BLR 4996GRR 4996TSR 4996WHR	3,398.00	3,398.00	1	195	LTL	21.86	100
 4998	5 Drawer Steel Flat File 48 x 36" 53 1/2" W x 41 1/2" D x 16 1/2" H Finish: Black-BLR, Gray-GRR Tropic Sand-TSR, White-WHR	4998BLR 4998GRR 4998TSR 4998WHR	4,024.00	4,024.00	1	250	LTL	29.57	100
 4986	10 Drawer Steel Flat File 42 x 30" 46 1/2" W x 35 1/2" D x 16 1/2" H Finish: Black-BL, Gray-GR, Tropic Sand-TS, White-WH	4986BL 4986GR 4986TS 4986WH	6,005.00	6,005.00	1	278	LTL	19.33	100
 4995	Closed Base 6" H for 4994 40 1/2" W x 26 1/2" D x 6" H Finish: Black-BLR, Gray-GRR, Tropic Sand-TSR, White-WHR	4995BLR 4995GRR 4995TSR 4995WHR	514.00	514.00	1	22	22	0.87	85
 4997	Closed Base 6" H for 4986 & 4996 46 1/2" W x 32 1/2" D x 6" H Finish: Black-BLR, Gray-GRR, Tropic Sand-TSR, White-WHR	4997BLR 4997GRR 4997TSR 4997WHR	551.00	551.00	1	26	26	0.98	85
 4999	Closed Base 6" H for 4998 53 1/2" W x 38 1/2" D x 6" H Finish: Black-BLR, Gray-GRR, Tropic Sand-TSR, White-WHR	4999BLR 4999GRR 4999TSR 4999WHR	690.00	690.00	1	30	30	1.12	100
 4975	Open Base 20" H for 4994 40 1/2" W x 29 1/2" D x 20" H Finish: Black-BL, Gray-GR, Tropic Sand-TS, White-WH	4975BL 4975GR 4975TS 4975WH	1,128.00	1,128.00	1	37	37	1.97	85
 4977	Open Base 20" H for 4986 & 4996 46 1/2" W x 35 1/2" D x 20" H Finish: Black-BL, Gray-GR, Tropic Sand-TS, White-WH	4977BL 4977GR 4977TS 4977WH	1,201.00	1,201.00	1	42	42	2.61	85
 4979	Open Base 20" H for 4998 53 1/2" W x 41 1/2" D x 20" H Finish: Black-BL, Gray-GR, Tropic Sand-TS, White-WH	4979BL 4979GR 4979TS 4979WH	1,252.00	1,252.00	1	47	47	2.57	85
Dividers & Lock Accessories									
 4980	Flat File Dividers for 5 Drawer Steel Flat Files 1 1/2" H x 11" L	4980	193.00	193.00	1	2	2	0.13	70
 4981	Lock Kit for 5 Drawer Steel Flat Files	4981	174.00	174.00	1	1	1	0.9	70
 4983	Lock Kit for 10 Drawer Steel Flat Files	4983	174.00	174.00	1	1	1	0.9	70

Office Suites
Seating
Tables & Desks
Meeting Essentials
Personal Organization
Ergonomics
High Density Storage
Storage & Filing
Facilities
Technology Furniture
Art & Engineering
K-12 Education
SAFE Collection Addendum

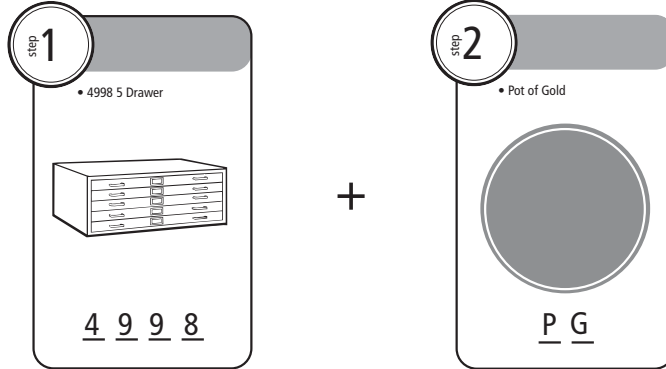
To order, please specify:

Series (File/Base) + Color



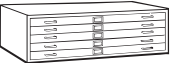

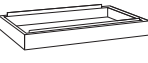


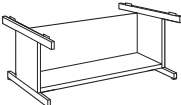
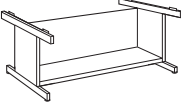
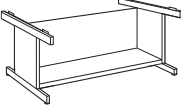
Designer Color Choices:

- | | | | |
|------------------|---------------------|---------------------|-----------------|
| Baby Wheat-BW | Calm Shore-CS | Indigo Root-IR | Deep Quarry-DQ |
| Pot of Gold-PG | Lobster Trap-LB | Bermuda Triangle-BT | Sweet Cream-SC |
| Cool Cucumber-CC | Taste of Tuscany-TT | Chai Tea-CT | Pepper Stone-PS |
| Arabian Sky-AS | Wild Wood Pine-WP | Sand Dunes-SD | Sweet Pea-SW |

Example:





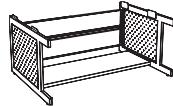


Flat files and bases can also be ordered in customer specified colors for an upcharge. Fill out the Custom Request form on page 11 or email specials@safcoproducts.com.





Model #	Description	Model #	List Price Ea.	List Carton Price	Quantity Per Carton	Actual Weight	S-Parcel Billable Weight	Carton Cube	Freight Class	
Flat Files - Custom Designer Colors										
	4994 Series 5 Drawer Steel Flat File, 36 x 24" 40 1/2"W x 29 1/2"D x 16 1/2"H	Designer Colors	4994	2,940.00	2,940.00	1	160	LTL	16.88	100
	4996 Series 5 Drawer Steel Flat File, 42 x 30" 46 1/2"W x 35 1/2"D x 16 1/2"H	Designer Colors	4996	3,400.00	3,400.00	1	195	LTL	21.86	100
	4998 Series 5 Drawer Steel Flat File, 48 x 36" 53 1/2"W x 41 1/2"D x 16 1/2"H	Designer Colors	4998	4,025.00	4,025.00	1	250	LTL	29.57	100
	4986 Series 10 Drawer Steel Flat File, 42 x 30" 46 1/2"W x 35 1/2"D x 16 1/2"H	Designer Colors	4986	6,009.00	6,009.00	1	278	LTL	19.33	100
	4995 Series Closed Base 6"H for 4994 40 1/2"W x 26 1/2"D x 6"H	Designer Colors	4995	514.00	514.00	1	22	22	0.87	85
	4997 Series Closed Base 6"H for 4986 & 4996 46 1/2"W x 32 1/2"D x 6"H	Designer Colors	4997	551.00	551.00	1	26	26	0.98	85
	4999 Series Closed Base 6"H for 4998 53 1/2"W x 38 1/2"D x 6"H	Designer Colors	4999	690.00	690.00	1	30	30	1.12	85
	4975 Series Open Base 20"H for 4994 40 1/2"W x 29 1/2"D x 20"H	Designer Colors	4975	1,128.00	1,128.00	1	37	37	1.97	85
	4977 Series Open Base 20"H for 4986 & 4996 46 1/2"W x 35 1/2"D x 20"H	Designer Colors	4977	1,201.00	1,201.00	1	42	42	2.61	85
	4979 Series Open Base 20"H for 4998 53 1/2"W x 41 1/2"D x 20"H	Designer Colors	4979	1,252.00	1,252.00	1	47	47	2.57	85

Office Suites
Seating
Tables & Desks
Meeting Essentials
Personal Organization
Ergonomics
High Density Storage
Storage & Filing
Facilities
Technology Furniture
Art & Engineering
K-12 Education
SAFE Collection Addendum

Facil Flat Files

Model #	Description	Model #	List Price Ea.	List Carton Price	Quantity Per Carton	Actual Weight	S-Parcel Billable Weight	Carton Cube	Freight Class
Facil Flat Files									
	4969LG Facil 5 Drawer Flat File - Small 40¼"W x 26"D x 16½"H Finish: Light Gray-LG	4969LG	1,668.00	1,668.00	1	118	LTL	14.85	100
	4970LG Facil Closed Base for 4969LG 40¼"W x 24"D x 4¾"H Finish: Light Gray-LG	4970LG	233.00	233.00	1	13	13	0.56	85
	4971LG Facil High Base for 4969LG 40¼"W x 25¾"D x 20¾"H Finish: Light Gray-LG	4971LG	578.00	578.00	1	38	38	1.7	85
	4972LG Facil 5 Drawer Flat File - Medium 46¼"W x 32"D x 16½"H Finish: Light Gray-LG	4972LG	2,066.00	2,066.00	1	150	LTL	20.71	100
	4973LG Facil Closed Base for 4972LG 46¼"W x 30"D x 4¾"H Finish: Light Gray-LG	4973LG	252.00	252.00	1	16	16	0.71	85
	4974LG Facil High Base for 4972LG 46¼"W x 31¾"D x 20¾"H Finish: Light Gray-LG	4974LG	649.00	649.00	1	44	44	1.97	85




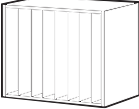
MasterFile 2

Model #	Description	Model #	List Price Ea.	List Carton Price	Quantity Per Carton	Actual Weight	S-Parcel Billable Weight	Carton Cube	Freight Class
	5023AH MasterFile 2 Fits Sheet Size 24 x 36" 32"W x 21½"D x 45"H Finish: Autumn Haze-AH	5023AH	8,271.00	8,271.00	1	252	LTL	27.23	100
	6551 MasterFile 2 Carrier Strips Laminite, 2¼"W x 217"L	6551	276.00	276.00	1	3	3	0.14	55
	6552 MasterFile 2 Carrier Strips Polyester, 2¼"W x 217"L	6552	296.00	296.00	1	3	3	0.14	55
	6553 MasterFile 2 Carrier Strips Polyester, 2½"W x 216"L	6553	276.00	276.00	1	3	3	0.14	55










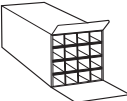
Office Suites
Seating
Tables & Desks
Meeting Essentials
Personal Organization
Ergonomics
High Density Storage
Storage & Filing
Facilities
Technology Furniture
Art & Engineering
K-12 Education
SAFE Collection Addendum

Economy Art Storage


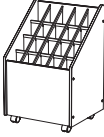
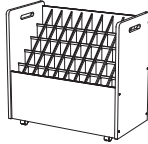

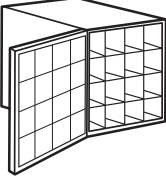
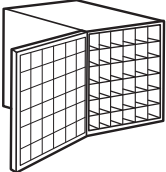
Safco® Products marketing materials are designed to be used as sales tools for our Dealer network.

Model #	Description	Model #	List Price Ea.*	List Carton Price	Quantity Per Carton	Actual Weight	S-Parcel Billable Weight	Carton Cube	Freight Class
 	4897 Giant Stack Tray, 36 x 24" 39"W x 26"D x 3"H Finish: White * Only available to order by Carton.	4897	179.00	358.00	2	23	48	4.09	200
	4899 Giant Stack Tray, 42 x 30" 45½"W x 34"D x 3"H Finish: White * Only available to order by Carton.	4899	213.00	426.00	2	32	70	6.27	200
	3030 Art Rack 36"W x 24¼"D x 29"H Finish: Textured Putty	3030	705.00	705.00	1	88	88	3.16	70



Roll Filing Systems

Model #	Description	Model #	List Price Ea.*	List Carton Price	Quantity Per Carton	Actual Weight	S-Parcel Billable Weight	Carton Cube	Freight Class
 	3084 Wire Roll File - 4 Compartment 16¼"W x 16½"D x 30½"H Finish: White	3084	286.00	286.00	1	15	15	0.79	70
	3088 Tiered Wire Roll File - 24 Compartment 21"W x 14¼"D x 31¾"H Finish: White	3088	305.00	305.00	1	14	14	1.23	925
	3090 Tubular Steel Wire Roll File - 12 Compartment 18"W x 12¾"D x 24½"H	3090	230.00	230.00	1	8	8	0.66	925
	3091 Tubular Steel Wire Roll File - 20 Compartment 18"W x 12¾"D x 24½"H	3091	232.00	232.00	1	8	9	0.71	925
	3079 Upright Roll File - 12 Compartment 15"W x 12"D x 22"H Finish: Walnut	3079	127.00	127.00	1	4	7	0.52	85
	3081 Upright Roll File - 20 Compartment 15"W x 12"D x 22"H Finish: Walnut	3081	139.00	139.00	1	4	7	0.51	85
	3094 Tube-Stor KD Roll File - 18 Compartment 23½"W x 37"D x 11½"H Finish: White * Only available to order by Carton.	3094	201.00	402.00	2	26	28	2.4	85
	3098 Tube-Stor KD Roll File - 16 Compartment 12¾"W x 37"D x 12½"H Finish: White	3098	163.00	163.00	1	12	16	1.48	85
									

Office Suites
Seating
Tables & Desks
Meeting Essentials
Personal Organization
Ergonomics
High Density Storage
Storage & Filing
Facilities
Technology Furniture
Art & Engineering
K-12 Education
SAFE Collection Addendum

Model #	Description	Model #	List Price Ea.	List Carton Price	Quantity Per Carton	Actual Weight	S-Parcel Billable Weight	Carton Cube	Freight Class
 3043	Wood Mobile Roll File - 21 Compartment 30 3/4" W x 15 1/2" D x 29 1/4" H Finish: Putty	3043	700.00	700.00	1	52	52	1.8	100
 3082	Wood Mobile Roll File - 20 Compartment 15 1/2" W x 13 3/4" D x 23 1/4" H Finish: Putty	3082	420.00	420.00	1	20	21	0.7	100
 3083	Wood Mobile Roll File - 50 Compartment 30 3/4" W x 15 1/2" D x 29 1/4" H Finish: Putty	3083	753.00	753.00	1	52	52	1.83	100
 3045	Wood Mobile Roll File - 8 Compartment 30 3/4" W x 15 1/2" D x 29 1/4" H Finish: Putty	3045	682.00	682.00	1	46	46	1.84	100
 4960	Steel Roll File, 38" D - 16 Compartment 15 1/4" W x 38" D x 15 1/4" H Finish: Tropic Sand	4960	1,038.00	1,038.00	1	43	74	6.94	100
 4962	Steel Roll File, 44" D - 36 Compartment 15 1/4" W x 38" D x 15 1/4" H Finish: Tropic Sand	4962	1,074.00	1,074.00	1	45	70	6.84	100

Media Storage

Model #	Description	Model #	List Price Ea.	List Carton Price	Quantity Per Carton	Actual Weight	S-Parcel Billable Weight	Carton Cube	Freight Class
 4935LG	AV Storage Cabinet 37" W x 17 1/2" D x 27 3/4" H Finish: Light Gray-LG	4935LG	2,231.00	2,231.00	1	113	LTL	14.67	100
 4931LG	AV Cabinet Base 37" W x 17 1/2" D x 5 1/4" H Finish: Light Gray-LG	4931LG	256.00	256.00	1	14	14	0.61	85

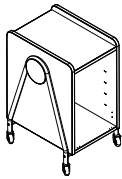
Office Suites
Seating
Tables & Desks
Meeting Essentials
Personal Organization
Ergonomics
High Density Storage
Storage & Filing
Facilities
Technology Furniture
Art & Engineering
K-12 Education
SAFE Collection Addendum

Model #	Description	Model #	List Price Ea.	List Carton Price	Quantity Per Carton	Actual Weight	S-Parcel Billable Weight	Carton Cube	Freight Class
---------	-------------	---------	----------------	-------------------	---------------------	---------------	--------------------------	-------------	---------------

This section includes some favorite education-focused products, perfect for schools, universities or any learning spaces.

- Dry Erase Back standard on all storage units
- Accepts a variety of storage accessories including Whiffle totes, shelves and wardrobe bar. Whiffle totes, shelves and wardrobe bar sold separately, see page 284
- Totes held in place by pair of glides - glides included with totes
- Standard 3" 360° swivel casters, units include 4 casters (2 locking, 2 non locking), 3908 includes 5 casters (2 locking, 3 non-locking)
- 48"H and 60"H units accept wardrobe bar, 27¼"H units do not
- Double column units: middle divider is optional, can be removed upon assembly
- Triple column units: choose either one or two divider columns during assembly
- Horizontal surfaces and doors come standard in Maple wood laminate
- Order all doors separately as upcharge. See page 275 for configuring doors
- All locks are keyed-alike and feature removable cores for installing keyed different locks after market
- Side Panel Colors: Electric Blue-EBU, Green-GRN, Gray-GRY, Orange-ORG, Red-RED, Spectrum Blue-SBU
- Button Color: Electric Blue-EBU, Green-GRN, Gray-GRY, Orange-ORG, Red-RED, Spectrum Blue-SBU
- See Unit Capacity Guide on page 275

Whiffle Mobile Storage Units



3901 Mobile Single Column Storage Unit - 27¼"H, No Doors
1 Grommet Hole for Cable Management
Overall Size: 16½"W x 19¼"D x 27¼"H
Overall Depth with door: 20½"D

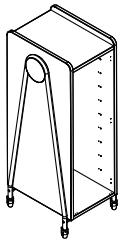
3901 1,186.00 1,186.00 1 55 LTL - 85

Doors

No Doors - NODR
Left Single Door - SDLT
Right Single Door - SDRT

Upcharge

	N/C	N/C		
Left Single Door - SDLT	106.00	106.00	1	6
Right Single Door - SDRT	106.00	106.00	1	6



3902 Mobile Single Column Storage Unit - 48"H, No Doors
1 Grommet Hole for Cable Management
Overall Size: 16½"W x 19¼"D x 48"H
Overall Depth with door: 20½"D

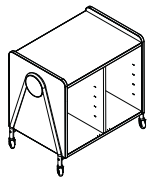
3902 1,431.00 1,431.00 1 85 LTL - 85

Doors

No Doors - NODR
Left Single Door - SDLT
Right Single Door - SDRT

Upcharge

	N/C	N/C		
Left Single Door - SDLT	146.00	146.00	1	10.5
Right Single Door - SDRT	146.00	146.00	1	10.5



3903 Mobile Double Column Storage Unit - 27¼"H, No Doors
2 Grommet Holes for Cable Management
Overall Size: 30"W x 19¼"D x 27¼"H
Overall Depth with door: 20½"D

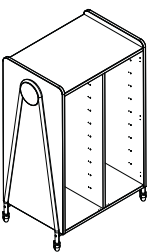
3903 1,254.00 1,254.00 1 86 LTL - 70

Doors

No Doors - NODR
Left Double Door - DDLT
Right Double Door - DDRT
Two Double Doors - DDBO

Upcharge

	N/C	N/C		
Left Double Door - DDLT	94.00	94.00	1	6
Right Double Door - DDRT	94.00	94.00	1	6
Two Double Doors - DDBO	187.00	187.00	2	12



3904 Mobile Double Column Storage Unit - 48"H, No Doors
2 Grommet Holes for Cable Management
Overall Size: 30"W x 19¼"D x 48"H
Overall Depth with door: 20½"D

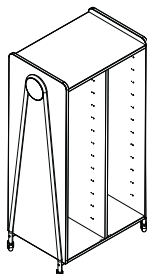
3904 1,527.00 1,527.00 1 125 LTL - 85

Doors

No Doors - NODR
Left Double Door - DDLT
Right Double Door - DDRT
Two Double Doors - DDBO

Upcharge

	N/C	N/C		
Left Double Door - DDLT	127.00	127.00	1	10.5
Right Double Door - DDRT	127.00	127.00	1	10.5
Two Double Doors - DDBO	255.00	255.00	2	21



3905 Mobile Double Column Storage Unit - 60"H, No Doors
2 Grommet Holes for Cable Management
Overall Size: 30"W x 19¼"D x 60"H
Overall Depth with door: 20½"D

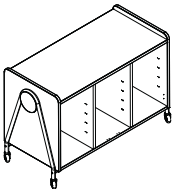
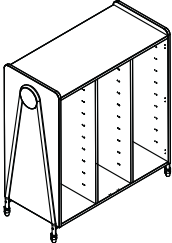
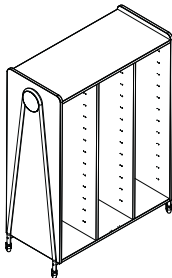
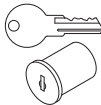


3905 1,908.00 1,908.00 1 150 LTL - 70

Doors

No Doors - NODR
Left Double Door - DDLT
Right Double Door - DDRT
Two Double Doors - DDBO

Upcharge

	N/C	N/C		
Left Double Door - DDLT	185.00	185.00	1	13
Right Double Door - DDRT	185.00	185.00	1	13
Two Double Doors - DDBO	368.00	368.00	2	26

Model #	Description	Model #	List Price Ea.*	List Carton Price	Quantity Per Carton	Actual Weight	S-Parcel Billable Weight	Carton Cube	Freight Class	
	<ul style="list-style-type: none"> • Dry Erase Back standard on all storage units • Accept a variety of storage accessories including Whiffle totes, shelves and wardrobe bar. Whiffle totes, shelves and wardrobe bar sold separately, see page 284 • Totes held in place by pair of glides - glides included with totes • Standard 3" 360° swivel casters, units include 4 casters (2 locking, 2 non locking), 3908 includes 5 casters (2 locking, 3 non-locking) • 48"H and 60"H units accept wardrobe bar, 27¼"H units do not • Double column units: middle divider is optional, can be removed upon assembly • Triple column units: choose either one or two divider columns during assembly • Horizontal surfaces and doors come standard in Maple wood laminate • Order all doors separately as upcharge. See page 275 for configuring doors • All locks are keyed-alike and feature removable cores for installing keyed different locks after market • Side Panel Colors: Electric Blue-EBU, Green-GRN, Gray-GRY, Orange-ORG, Red-RED, Spectrum Blue-SBU • Button Color: Electric Blue-EBU, Green-GRN, Gray-GRY, Orange-ORG, Red-RED, Spectrum Blue-SBU • See Unit Capacity Guide on page 275 									
Whiffle Mobile Storage Units										
	3906 Mobile Triple Column Storage Unit - 27¼"H, No Doors 3 Grommet Holes for Cable Management Overall Size: 43¼"W x 19¼"D x 27¼"H Overall Depth with door: 20½"D Doors No Doors - NODR Left Double Door - DDLT Right Double Door - DDRT Two Double Doors - DDBO Two Triple Doors - TDBO	3906	1,595.00	1,595.00	1	120	LTL	-	70	
	Upcharge N/C N/C 94.00 94.00 1 6 94.00 94.00 1 6 187.00 187.00 2 12 227.00 227.00 2 17									
	3907 Mobile Triple Column Storage Unit - 48"H, No Doors 3 Grommet Holes for Cable Management Overall Size: 43¼"W x 19¼"D x 48"H Overall Depth with door: 20½"D Doors No Doors - NODR Left Double Door - DDLT Right Double Door - DDRT Two Double Doors - DDBO Two Triple Doors - TDBO	3907	1,881.00	1,881.00	1	170	LTL	-	85	
	Upcharge N/C N/C 127.00 127.00 1 10.5 127.00 127.00 1 10.5 255.00 255.00 2 21 368.00 368.00 2 30									
	3908 Mobile Triple Column Storage Unit - 60"H, No Doors 3 Grommet Holes for Cable Management Overall Size: 43¼"W x 19¼"D x 60"H Overall Depth with door: 20½"D Doors No Doors - NODR Left Double Door - DDLT Right Double Door - DDRT Two Double Doors - DDBO Two Triple Doors - TDBO	3908	2,291.00	2,291.00	1	230	LTL	-	70	
	Upcharge N/C N/C 185.00 185.00 1 13 185.00 185.00 1 13 368.00 368.00 2 26 449.00 449.00 2 40									
	Replacement Lock Cores   REALCC0311 through REALCC0325 Replacement Core with Keys, Silver REALCRK Core Removal Tool REALCMK Master Key		42.00	42.00	1	1	1	-	110	
			42.00	42.00	1	1	1	-	110	
			42.00	42.00	1	1	1	-	110	


● Whiffle totes, shelves and wardrobe bar sold separately. Find them on page 275 ●

Whiffle Mobile Storage Units

Safco® Products marketing materials are designed to be used as sales tools for our Dealer network.

Color Options

- 3921GRY** Gray Side Panel, Gray Button
- 3921SBU** Spectrum Blue Side Panel, Spectrum Blue Button
- 3921RED** Red Side Panel, Red Button

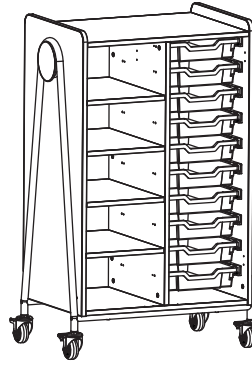


Whiffle Typical 1 Single Column - 27 1/4", Totes, no doors

QTY	CONTENTS	MODEL NO.	LIST PRICE
1	Mobile Single Column 27 1/4" Storage Unit	3901	1,186.00
1	3" Totes 5 pack totes with 10 Glides	3911CL	148.00
3921			1,343.00


Color Options

- 3922GRY** Gray Side Panel, Gray Button
- 3922SBU** Spectrum Blue Side Panel, Spectrum Blue Button
- 3922RED** Red Side Panel, Red Button



Whiffle Typical 2 Double Column - 48", Totes & Single Shelves, no doors

QTY	CONTENTS	MODEL NO.	LIST PRICE
1	Mobile Double Column 48" Storage Unit	3904	1,527.00
2	Single Shelves 2 Pack	3915MA	102.00
2	3" Totes 5 pack totes with 10 Glides	3911CL	148.00
3922			2,064.00

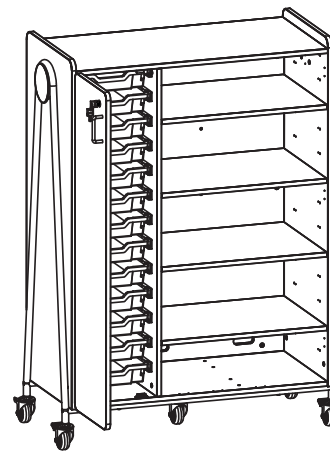


Color Options

- 3923GRY** Gray Side Panel, Gray Button
- 3923SBU** Spectrum Blue Side Panel, Spectrum Blue Button
- 3923RED** Red Side Panel, Red Button

Whiffle Typical 3 Double Column - 48", Double Shelves, no doors

QTY	CONTENTS	MODEL NO.	LIST PRICE
1	Mobile Double Column 48" Storage Unit	3904	1,527.00
2	Double Shelves 2 Pack	3916MA	177.00
3923			1,890.00

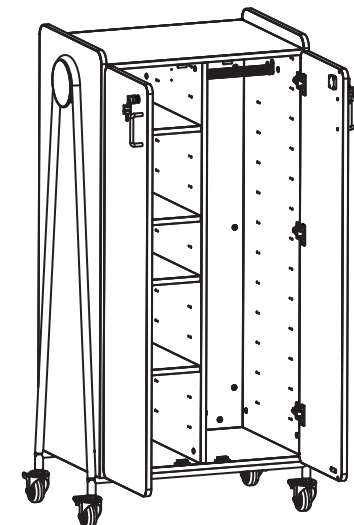


Color Options

- 3924GRY** Gray Side Panel, Gray Button
- 3924SBU** Spectrum Blue Side Panel, Spectrum Blue Button
- 3924RED** Red Side Panel, Red Button

Whiffle Typical 4 Triple Column - 60", Totes & Double Shelves, Left Double Door

QTY	CONTENTS	MODEL NO.	List Price
1	Mobile Triple Column 60" Storage Unit	3908	2,291.00
1	Left Double Door	DDLTL	185.00
3	3" Totes 5 pack totes with 10 Glides	3911CL	148.00
2	Double Shelves 2 Pack	3916MA	177.00
3924			3,345.00



Color Options

- 3925GRY** Gray Side Panel, Gray Button
- 3925SBU** Spectrum Blue Side Panel, Spectrum Blue Button
- 3925RED** Red Side Panel, Red Button

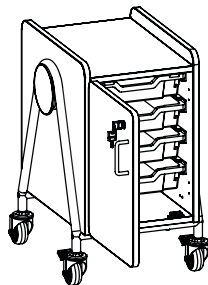
Whiffle Typical 5 Double Column - 60", Wardrobe Bar & Single Shelves, Two Double Doors

QTY	CONTENTS	MODEL NO.	LIST PRICE
1	Mobile Double Column 60" Storage Unit	3905	1,908.00
1	Two Double Doors	DDBO	368.00
1	Wardrobe Bar	3917	95.00
2	Single Shelves 2 Pack	3915MA	102.00
3925			2,608.00

Office Suites
Seating
Tables & Desks
Meeting Essentials
Personal Organization
Ergonomics
High Density Storage
Storage & Filing
Facilities
Technology Furniture
Art & Engineering
K-12 Education
SAFE Collection Addendum

Color Options

- 3926GRY Gray Side Panel, Gray Button
- 3926SBU Spectrum Blue Side Panel, Spectrum Blue Button
- 3926RED Red Side Panel, Red Button

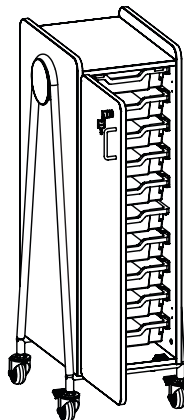


Whiffle Typical 6 Single Column - 27¼", Totes, one Left Single Door

QTY	CONTENTS	MODEL NO.	LIST PRICE
1	Mobile Single Column 27¼" Storage Unit	3901	1,186.00
1	Left Single Door	SDLT	106.00
1	3" Totes 5 pack totes with 10 Glides	3911CL	148.00
3926			1,502.00

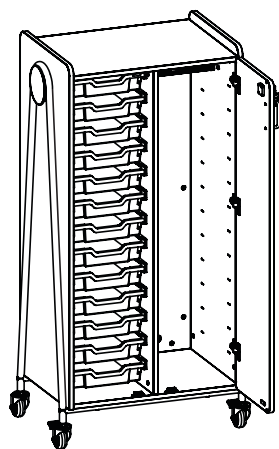
Color Options

- 3927GRY Gray Side Panel, Gray Button
- 3927SBU Spectrum Blue Side Panel, Spectrum Blue Button
- 3927RED Red Side Panel, Red Button



Whiffle Typical 7 Single Column - 48", Totes, one Left Single Door

QTY	CONTENTS	MODEL NO.	LIST PRICE
1	Mobile Single Column 48" Storage Unit	3902	1,431.00
1	Left Single Door	SDLT	146.00
2	3" Totes 5 pack totes with 10 Glides	3911CL	148.00
3927			1,919.00

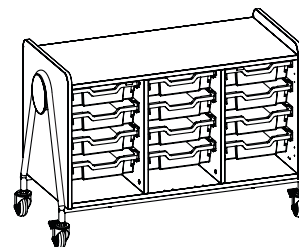


Color Options

- 3928GRY Gray Side Panel, Gray Button
- 3928SBU Spectrum Blue Side Panel, Spectrum Blue Button
- 3928RED Red Side Panel, Red Button

Whiffle Typical 8 Double Column - 60", Totes, Wardrobe Bar, Right Double Door

QTY	CONTENTS	MODEL NO.	LIST PRICE
1	Mobile Double Column 60" Storage Unit	3905NODR	1,908.00
1	Right Double Door	DDRT	185.00
1	Wardrobe Bar	3917	95.00
3	3" Totes 5 pack totes with 10 Glides	3911CL	148.00
3928			2,697.00




Color Options

- 3929GRY Gray Side Panel, Gray Button
- 3929SBU Spectrum Blue Side Panel, Spectrum Blue Button
- 3929RED Red Side Panel, Red Button

Whiffle Typical 9 Triple Column - 27¼", Totes, no doors

QTY	CONTENTS	MODEL NO.	List Price
1	Mobile Triple Column 27¼" Storage Unit	3906NODR	1,595.00
3	3" Totes 5 pack totes with 10 Glides	3911CL	148.00
3929			2,088.00



Color Options

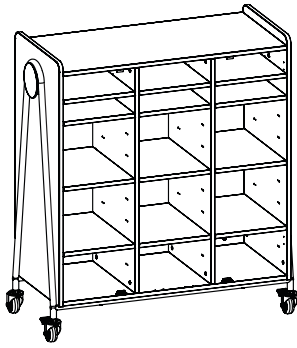
- 3930GRY Gray Side Panel, Gray Button
- 3930SBU Spectrum Blue Side Panel, Spectrum Blue Button
- 3930RED Red Side Panel, Red Button

Whiffle Typical 10 Triple Column - 48"H, Totes, no doors

QTY	CONTENTS	MODEL NO.	LIST PRICE
1	Mobile Triple Column 48" Storage Unit	3907NODR	1,881.00
6	3" Totes 5 pack totes with 10 Glides	3911CL	148.00
3930			2,847.00

Whiffle Typicals

Safco® Products marketing materials are designed to be used as sales tools for our Dealer network.




Color Options

- 3931GRY Gray Side Panel, Gray Button
- 3931SBU Spectrum Blue Side Panel, Spectrum Blue Button
- 3931RED Red Side Panel, Red Button

Whiffle Typical 11 Triple Column - 48", Single Shelves, no doors

QTY	CONTENTS	MODEL NO.	LIST PRICE
1	Mobile Triple Column 48" Storage Unit	3907NODR	1,881.00
6	Single Shelves 2 Pack	3915MA	102.00
3931			2,514.00

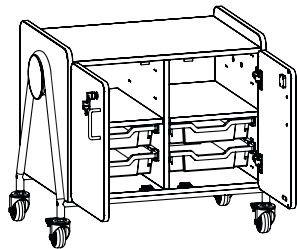


Color Options

- 3932GRY Gray Side Panel, Gray Button
- 3932SBU Spectrum Blue Side Panel, Spectrum Blue Button
- 3932RED Red Side Panel, Red Button

Whiffle Typical 12 Triple Column - 60", Totes

QTY	CONTENTS	MODEL NO.	LIST PRICE
1	Mobile Triple Column 60" Storage Unit	3908NODR	2,291.00
8	3" Totes 5 pack totes with 10 Glides	3911CL	148.00
3932			3,555.00

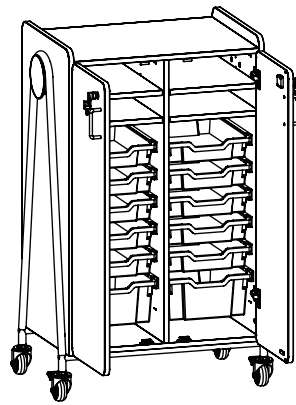


Color Options

- 3933GRN Green Side Panel, Green Button
- 3933EBU Electric Blue Side Panel, Electric Blue Button
- 3933RED Red Side Panel, Red Button
- 3933GRY Gray side panel, gray button
- 3933SBU Spectrum Blue side panel, Spectrum blue button

Whiffle Typical 13 Double Column - 27 1/4", Totes, Single shelves, Double Doors

QTY	CONTENTS	MODEL NO.	LIST PRICE
1	Mobile Double Column 27 1/4" Storage Unit	3903NODR	1,254.00
1	Two Double Doors	DDBO	187.00
1	3" Totes 5 pack totes with 10 Glides	3911CL	148.00
1	Single Shelves 2 Pack	3915MA	102.00
3933			1,740.00

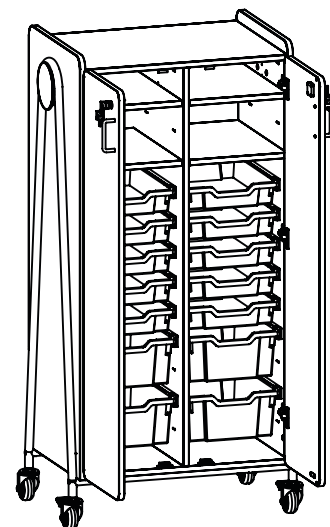


Color Options

- 3934GRN Green Side Panel, Green Button
- 3934EBU Electric Blue Side Panel, Electric Blue Button
- 3934RED Red Side Panel, Red Button
- 3934GRY Gray side panel, gray button
- 3934SBU Spectrum Blue side panel, Spectrum blue button

Whiffle Typical 14 Double Column - 48", Totes & Single shelves, Two Double Door

QTY	CONTENTS	MODEL NO.	List Price
1	Mobile Double Column 48" Storage Unit	3904NODR	1,527.00
1	Two Double Door	3904DDBO	255.00
1	6" Clear Totes 4 pack totes with 8 Glides	3912CL	128.00
2	3" Totes 5 pack totes with 10 Glides	3911CL	148.00
2	Single Shelves 2 Pack	3915MA	102.00
3934			2,478.00



Color Options

- 3935GRN Green Side Panel, Green Button
- 3935EBU Electric Blue Side Panel, Electric Blue Button
- 3935RED Red Side Panel, Red Button
- 3935GRY Gray side panel, gray button
- 3935SBU Spectrum Blue side panel, spectrum blue button

Whiffle Typical 15 Double Column - 60", Totes & Single Shelves, Two Double Doors

QTY	CONTENTS	MODEL NO.	LIST PRICE
1	Mobile Double Column 60" Storage Unit	3905	1,908.00
1	Two Double Doors	DDBO	368.00
1	6" Clear Totes 4 pack totes with 8 Glides	3912CL	128.00
2	3" Totes 5 pack totes with 10 Glides	3911CL	148.00
2	Single Shelves 2 Pack	3915MA	102.00
3935			3,025.00

Office Suites
Seating
Tables & Desks
Meeting Essentials
Personal Organization
Ergonomics
High Density Storage
Storage & Filing
Facilities
Technology Furniture
Art & Engineering
K-12 Education
SAFE Collection Addendum

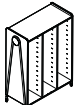
Whiffle Mobile Storage Units

TO ORDER, PLEASE SPECIFY: 3 9 0 8 + + +
MODEL DOOR CHOICE SIDE PANEL FINISH BUTTON COLOR

Example: Model 3908 Mobile Triple Column 60" Storage Unit

Step 1 Model

• Mobile Triple Column 60"

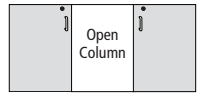


3 9 0 8

+

Step 2 Door Choice

• Two Double Doors




D D B O

+

Step 3 Side Panel Color

• Electric Blue




E B U

+

Step 4 Button Color

• Green



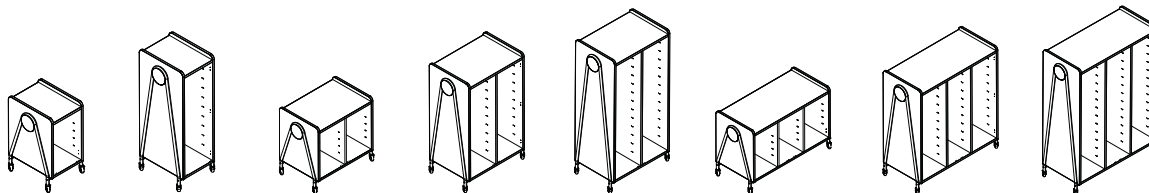
G R N

+

Step 5 Accessories

• All accessories ordered separately with an upcharge. See table below for information.

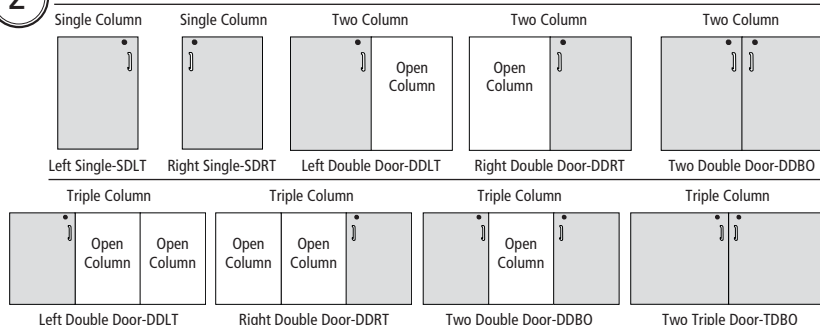
1 Whiffle Mobile Storage Units



Model #	3901	3902	3903	3904	3905	3906	3907	3908
Whiffle™ Mobile Storage Units	Single Column 27¼"H	Single Column 48"H	Double Column 27¼"H	Double Column 48"H	Double Column 60"H	Triple Column 27¼"H	Triple Column 48"H	Triple Column 60"H
3" Tote - Capacity*	4	10	8	20	26	12	30	39
6" Tote - Capacity*	2	5	4	10	12	6	15	18
9" Tote - Capacity*	1	3	2	6	8	3	9	12
12" Tote - Capacity*	1	2	2	4	6	3	6	9
Single Shelf - Capacity	4	10	8	20	26	12	30	39
Double Shelf - Capacity	-	-	4	10	13	4	10	13
Door Options	No Door	No Door	No Door	No Door	No Doors	No Doors	No Doors	No Doors
	Left Single Door	Left Single Door	Left Double Door	Left Double Door	Left Double Door	Left Double Door	Left Double Door	Left Double Door
	Right Single Door	Right Single Door	Right Double Door	Right Double Door	Right Double Door	Right Double Door	Right Double Door	Right Double Door
	-	-	2 Double Doors	2 Double Doors	2 Double Doors	2 Double Doors	2 Double Doors	2 Double Doors
	-	-	-	-	-	2 Triple Doors	2 Triple Doors	2 Triple Doors
Divider Options	NA	NA	Center Divider Optional	Center Divider Optional	Center Divider Optional	Can use 1 or 2 Dividers	Can use 1 or 2 Dividers	Can use 1 or 2 Dividers
Wardrobe Bar	No	Yes	No	Yes	Yes	No	Yes	Yes

*Tote totals are only if doing all totes. Accessories can be mixed to create your ideal storage solutions. Contact our Space Planning team if you need help designing your unit at spaceplanning@safcoproducts.com. Call us at 1-800-735-6869 if you have any questions.

2 Door Choice



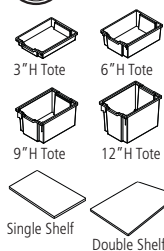
3 Side Panel Color

- Electric Blue-EBU
- Green-GRN
- Gray-GRY
- Orange-ORG
- Red-RED
- Spectrum Blue-SBU

4 Button Color

- Electric Blue-EBU
- Green-GRN
- Gray-GRY
- Orange-ORG
- Red-RED
- Spectrum Blue-SBU

5



Model #	Description	List Price Ea.	Quantity Per Pack	Actual Weight	S-Parcel Billable Weight	Carton Cube	Freight Class
Storage Accessories - Order Separately							
Plastic Totes							
3911CL	3"H Clear Totes, 5 Pack with 10 Glides, 12¼"W x 16¾"D x 3"H	148.00	5	7.35	-	-	-
3912CL	6"H Clear Totes, 4 Pack with 8 Glides, 12¼"W x 16¾"D x 6"H	128.00	4	7.8	-	-	-
3913CL	9"H Clear Totes, 3 Pack with 6 Glides, 12¼"W x 16¾"D x 9"H	141.00	3	6.75	-	-	-
3914CL	12"H Clear Totes, 2 Pack with 4 Glides, 12¼"W x 16¾"D x 12"H	128.00	2	5.6	-	-	-
3918	Mobile Stop Clips, 5 Pk	40.00	5	0.2	-	-	-
Shelves							
3915MA	Single Shelves, 12¼"W x 19"D x ¾"H, 2 Pk	102.00	2	-	-	-	-
3916MA	Double Shelves, 26¼"W x 19"D x ¾"H, 2 Pk for use when removing divider column in double or triple units	177.00	2	-	-	-	-
Wardrobe Bar							
3917	Wardrobe Bar (Cannot be used in 28¼"H Storage Units)	95.00	1	-	-	-	-

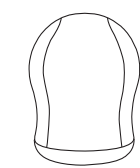

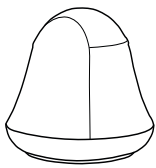
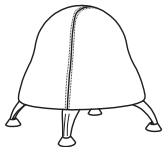
Office Suites
Seating
Tables & Desks
Meeting Essentials
Personal Organization
Ergonomics
High Density Storage
Storage & Filing
Facilities
Technology Furniture
Art & Engineering
K-12 Education
SAFE Collection Addendum

Active Seating

Safco® Products marketing materials are designed to be used as sales tools for our Dealer network.

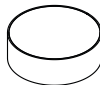

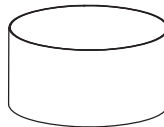
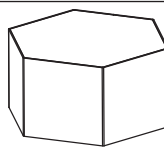
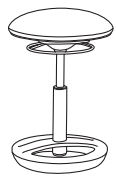
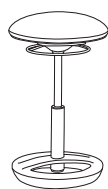
Office Suites
Seating
Tables & Desks
Meeting Essentials
Personal Organization
Ergonomics
High Density Storage
Storage & Filing
Facilities
Technology Furniture
Art & Engineering
K-12 Education
SAFE Collection Addendum

Model #	Description	Model #	List Price Ea.	List Carton Price	Quantity Per Carton	Actual Weight	S-Parcel Billable Weight	Carton Cube	Freight Class
Runtz™ Ball Chair									
4755	Runtz™ Ball Chair Seat Height: 16-17" Seat Size: 12" Dia. Overall: 22½" Dia. x 16-17"H Fabric: Licorice-BL, Blue-BU, Sour Apple-GS, Orange-OR, Bubble Gum-PI	4755	350.00	350.00	1	14	21	1.8	125
4756BV	Runtz™ Ball Chair Vinyl: Black Vinyl-BV, Blue-BUV, Green-GV, Red-RV (Legs come with option for 2 height settings)	4756BV 4756BUV 4756GV 4756RV	350.00	350.00	1	14	21	1.83	125
Runtz™ Ball Chair, Vinyl Series									
4757	Runtz™ Ball Chair, Vinyl Series Grade 2 Vinyl, Canter, Dot.com, Hathaway	4757	590.00	590.00	1	14	21	1.83	150
	2 Tone Vinyl (Legs come with option for 2 height settings)	4757	628.00	628.00					
Runtz™ Swivel Ball Chair									
4761	Runtz™ Swivel Ball Chair Seat Size: 12" Dia. Overall: 22½" Dia. x 17"H Fabric: Black Vinyl-BV, Blue Vinyl-BUV, Green Vinyl-GV, Red Vinyl-RV	4761BV 4761BUV 4761GV 4761RV	425.00	425.00	1	16.4	24	2.3	100
Runtz™ Swivel Ball Chair, Vinyl Series									
4761	Runtz™ Swivel Ball Chair, Vinyl Series Grade 2 Vinyl, Canter, Dot.com, Hathaway	4761	620.00	620.00	1	16.4	24	2.33	100
	2 Tone Vinyl	4761	658.00	628.00					
Zenergy™ Ball Chair									
4750	Zenergy™ Ball Chair Seat Height: 22-23" Seat Size: 17½" Dia. Overall: 22½" Dia. x 22-23"H Fabric: Black-BL, Blue-BU, Crimson-CI, Grass-GS, Gray-GR, Orange-OR, Pink-PI	4750	375.00	375.00	1	15	21	1.8	100
4751	Zenergy™ Ball Chair, Black Vinyl-BV Vinyl: Black Vinyl-BV, Blue-BUV, Green-GV, Red-RV (Legs come with option for 2 height settings)	4751BV 4751BUV 4751GV 4751RV	375.00	375.00	1	16	20	1.76	100
Zenergy™ Ball Chair, Vinyl Series									
4753	Zenergy™ Ball Chair, Vinyl Series Grade 1 Vinyl: Dillon, Grade 2 Vinyl: Canter, Canyon, Dot.com, Hathaway Phoenix, Persuasion, Whisper, Vibe	4753	605.00	605.00	1	16	21	1.8	150
	2 Tone Vinyl (Legs come with option for 2 height settings)	4753	643.00	643.00					
Zenergy™ Swivel Ball Chair									
4760	Zenergy™ Swivel Ball Chair Seat Size: 17½" Dia. Overall: 17½" Dia. x 23"H Fabric: Black-BL, Blue-BU, Green-GN, Orange-OR Vinyl: Black Vinyl-BV, Blue-BUV, Green-GV, Red-RV	4760BL 4760BU 4760GN 4760OR 4760BV	445.00	445.00	1	16	22	2.06	85
Zenergy™ Swivel Ball Chair, Vinyl Series									
4760	Zenergy™ Swivel Ball Chair, Vinyl Series Grade 1 Vinyl: Dillon, Grade 2 Vinyl: Canter, Canyon, Dot.com, Hathaway Phoenix, Persuasion, Whisper, Vibe	4760	640.00	640.00	1	16	22	2.06	85
	2 Tone Vinyl	4760	679.00	679.00					
Replacement Inner Ball and Plug:									
220000075	Zenergy Inner Ball and Plug	220000075	51.00						
220000076	Runtz Inner Ball and Plug	220000076	51.00						



Designed by Thomas Walser.





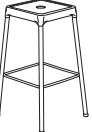

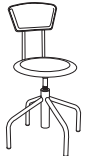
Designed by Thomas Walser.

Model #	Description	Model #	List Price Ea.*	List Carton Price	Quantity Per Carton	Actual Weight	S-Parcel Billable Weight	Carton Cube	Freight Class
Learn Soft Seating									
	8121 Learn 15" Round Floor Seat - Easy clean vinyl Overall Size: 15"Dia. x 5¼"H Vinyl: Black- BV, Blue- BU, Green- GV, Red- RV	8121BV 8121BUV 8121GV 8121RV	242.00	242.00	1	8	11	0.93	150
	8121 Learn 15" Round Floor Seat - Configured Vinyls Grade 2 Vinyl, Canter, Dot.com, Hathaway	8121	375.00	375.00	1	8	11	0.93	150
	8122 Learn 15" Cylinder Vinyl Seat - Easy clean vinyl 2 height options: 1" Levelers, 3" Tall Feet (both come in box) Overall Size: 15"Dia. x 15¼ - 18"H Vinyl: Black- BV, Blue- BU, Green- GV, Red- RV	8122BV 8122BUV 8122GV 8122RV	331.00	331.00	1	13.4	27	2.33	150
	8122 Learn 15" Cylinder Vinyl Seat - Configured Vinyls Grade 2 Vinyl, Canter, Dot.com, Hathaway	8122	483.00	483.00	1	13.4	27	2.33	150
	8123 Learn 30" Cylinder Vinyl Ottoman - Easy clean vinyl 2 height options: 1" Levelers, 3" Tall Feet (both come in box) Overall Size: 30"Dia. x 15¼ - 18"H Vinyl: Blue- BU, Green- GV, Red- RV	8123BUV 8123GV 8123RV	882.00	882.00	1	40.6	93	9.19	150
	8123 Learn 30" Cylinder Vinyl Ottoman - Configured Vinyls Grade 2 Vinyl, Canter, Dot.com, Hathaway	8123	1,072.00	1,072.00	1	40.6	93	9.19	150
	8124 Learn 30" Hexagon Vinyl Ottoman - Easy clean vinyl 2 height options: 1" Levelers, 3" Tall Feet (both come in box) Overall Size: 29¼"Dia. x 15¼ - 18"H Vinyl: Blue- BU, Green- GV, Red- RV	8124BUV 8124GV 8124RV	881.00	881.00	1	35.2	93	8.82	150
	8124 Learn 30" Hexagon Vinyl Ottoman - Configured Vinyls Grade 2 Vinyl, Canter, Dot.com, Hathaway	8124	1,072.00	1,072.00	1	35.2	93	8.82	150
Twixt™ Active Seating Chair ① ⑤ *									
 Designed by Thomas Walser.	3000 Twixt™ Sitting-Height Stool Seat Height: 17" - 22" Seat Size: 15"Dia. Overall: 15"Dia. x 17" - 22"H Fabric: Black-BL, Blue-BU, Green-GN, Orange-OR, Black Vinyl-BV	3000BL 3000BU 3000GN 3000OR 3000BV	371.00	371.00	1	16	16	1.54	150
	3000 Twixt™ Series Sitting-Height Stool, Custom Seat Height: 17" - 22" Seat Size: 15"Dia. Overall: 15"Dia. x 17" - 22"H COM Yardage: .75 yds. Bases: Black, Chrome, White	01 02 03 COM NC	39.00 59.00 82.00 59.00 59.00	39.00 59.00 82.00 59.00 59.00	1	16	16	1.54	150
Twixt™ Active Seating Chair ① ⑤ *									
 Designed by Thomas Walser.	3001 Twixt™ Extended-Height Stool Seat Height: 22" - 31¼" Seat Size: 15½"Dia. Overall: 15½"Dia. x 22" - 31¼"H Fabric: Black-BL, Blue-BU, Green-GN, Orange-OR, Black Vinyl-BV	3001BL 3001BU 3001GN 3001OR 3001BV	408.00	408.00	1	17	19	1.76	150
	3001 Twixt™ Series Extended-Height Stool, Custom Seat Height: 22" - 31¼" Seat Size: 15½"Dia. Overall: 15½"Dia. x 22" - 31¼"H COM Yardage: .75 yds. Bases: Black, Chrome, White	01 02 03 COM NC	39.00 59.00 82.00 59.00 59.00	39.00 59.00 82.00 59.00 59.00	1	17	19	1.76	150

*See page 55 for Chair Features and Chair Functions.

Stools

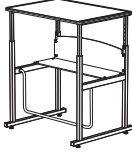


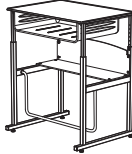




Safco® Products marketing materials are designed to be used as sales tools for our Dealer network.

Model #	Description	Model #	List Price Ea.	List Carton Price	Quantity Per Carton	Actual Weight	S-Parcel Billable Weight	Carton Cube	Freight Class
	SitStar™ Stool 1 5* 6660 SitStar™ Chrome Base Stool with Adjustable Footring Seat Height: 22" - 32" Seat: 19"W x 14"D Base: 26"Dia. Finish: Black-BL, Blue-BU Optional Accessories: 5132 Hard Floor Casters and 5138 2" Nylon Glides, see Page 74	6660BL 6660BU	624.00	624.00	1	31	38	3.6	100
	Steel Stools 6603 Guest-Height Steel Stool Seat Height: 15" Seat: 13"W x 13"D Overall: 15¼"W x 15¼"D x 15"H Finish: Black-BL, Blue-BU, Red-RD, Silver-SL, White-WH	6603BL 6603BU 6603RD 6603SL 6603WH	142.00	142.00	1	10	10	0.68	85
	6604 Guest-Height Steel Stool Seat Height: 18" Seat: 13"W x 13"D Overall: 15¼"W x 15¼"D x 18"H Finish: Black-BL, Blue-BU, Red-RD, Silver-SL, White-WH	6604BL 6604BU 6604RD 6604SL 6604WH	142.00	142.00	1	10	10	0.68	85
	6605 Counter-Height Steel Stool Seat Height: 25" Seat: 13"W x 13"D Overall: 17¼"W x 17¼"D x 25"H Finish: Black-BL, Blue-BU, Red-RD, Silver-SL, White-WH	6605BL 6605BU 6605RD 6605SL 6605WH	165.00	165.00	1	11	12	0.95	85
	6606 Bar-Height Steel Stool Seat Height: 29" Seat: 13"W x 13"D Overall: 17¼"W x 17¼"D x 29"H Finish: Black-BL, Blue-BU, Red-RD, Silver-SL, White-WH	6606BL 6606BU 6606RD 6606SL 6606WH	182.00	182.00	1	12	13	1.11	925
	Diesel Series Industrial Stools 6666 Diesel Adjustable-Height 1* Seat Height: 23½" - 29½" Seat: 14"Dia. Overall: 17¼"Dia. x 29¼"H Finish: Pewter, Silver-SL	6666 6666SL	203.00	203.00	1	16	45	4.34	250
	6668 Diesel Low Base with Back 1 5* Seat Height: 16" - 22" Seat: 14"Dia. Back: 12"W x 7"H Overall: 15"W x 15"D x 30" - 36"H Finish: Pewter	6668	428.00	428.00	1	19	56	5.25	250

*See page 55 for Chair Features and Chair Functions.



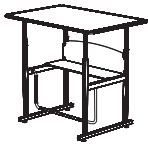

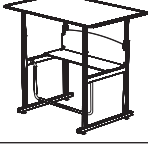
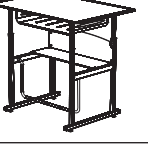


Office Suites
Seating
Tables & Desks
Meeting Essentials
Personal Organization
Ergonomics
High Density Storage
Storage & Filing
Facilities
Technology Furniture
Art & Engineering
K-12 Education
SAFE Collection Addendum

Model #	Description	Model #	List Price	List Price Ea.*	Carton Price	Quantity Per Carton	Actual Weight	S-Parcel Billable Weight	Carton Cube	Freight Class
AlphaBetter® Desks & Stools										
	1201BE AlphaBetter® Desk 28 x 20" Standard Top 28"W x 20"D x 26" - 42"H Desktop Finish: Beige-BE Steel Frame with Black Powder Coat Finish Patented Swinging Pendulum™ Footrest Bar	1201BE	764.00	764.00		1	44	52	4.87	110
	1202BE AlphaBetter® Desk, with Book Box 28 x 20" Standard Top 28"W x 20"D x 26" - 42"H Desktop Finish: Beige-BE Steel Frame with Black Powder Coat Finish Patented Swinging Pendulum™ Footrest Bar	1202BE	964.00	964.00		1	50	52	4.87	110
	1203 AlphaBetter® Desk 28 x 20" Premium Top 28"W x 20"D x 26" - 42"H Desktop Finish: Gray-GR, Dry Erase-DE Steel Frame with Black Powder Coat Finish Patented Swinging Pendulum™ Footrest Bar	1203GR 1203DE	819.00	819.00		1	43	52	4.87	110
	1204 AlphaBetter® Desk 28 x 20" Premium Top 28"W x 20"D x 26" - 42"H Desktop Finish: Gray-GR, Dry Erase-DE Steel Frame with Black Powder Coat Finish Patented Swinging Pendulum™ Footrest Bar	1204GR 1204DE	1,017.00	1,017.00		1	49	52	4.87	110
	1205 AlphaBetter® Stool Seat Size: 13" Sq. Overall: 15¼" - 19¼"W x 21" - 35½"H Seat Finish: Beige-BE, Black-BL Steel Frame with Black Powder Coat Finish	1205BE 1205BL	432.00	432.00		1	23	34	3.14	125
	1212BL AlphaBetter® Optional Book Box 22"W x 15"D x 4¼"H Finish: Black-BL	1212BL	196.00	196.00		1	8	15	1.26	250
	1210BL Carpet Casters for AlphaBetter®, Set of 4 Casters: 2½"H Finish: Black-BL	1210BL	28.00	28.00		1	1.2	2	0.08	65
	1211BL Hard floor Casters for AlphaBetter®, Set of 4 Casters: 2½"H Finish: Black-BL	1211BL	39.00	39.00		1	1.3	2	0.08	65


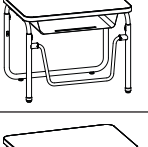
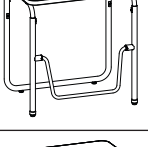
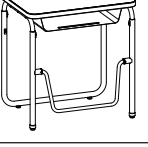


Office Suites
Seating
Tables & Desks
Meeting Essentials
Personal Organization
Ergonomics
High Density Storage
Storage & Filing
Facilities
Technology Furniture
Art & Engineering
K-12 Education
SAFE Collection Addendum

AlphaBetter® 36" W Desks & Stool

Safco® Products marketing materials are designed to be used as sales tools for our Dealer network.



Model #	Description	Model #	List Price Ea.	List Carton Price	Quantity Per Carton	Actual Weight	S-Parcel Billable Weight	Carton Cube	Freight Class
AlphaBetter® Desks & Stools									
	1206BE AlphaBetter® Desk 36 x 24" Standard Top 36"W x 24"D x 26" - 42"H Desktop Finish: Beige-BE Steel Frame with Black Powder Coat Finish Patented Swinging Pendulum™ Footrest Bar	1206BE	878.00	878.00	1	51	77	7.09	110
	1207BE AlphaBetter® Desk, with Book Box 36 x 24" Standard Top 36"W x 24"D x 26" - 42"H Desktop Finish: Beige-BE Steel Frame with Black Powder Coat Finish Patented Swinging Pendulum™ Footrest Bar	1207BE	1,086.00	1,086.00	1	59	77	7.09	110
	1208 AlphaBetter® Desk 36 x 24" Premium Top 36"W x 24"D x 26" - 42"H Desktop Finish: Gray-GR, Dry Erase-DE Steel Frame with Black Powder Coat Finish Patented Swinging Pendulum™ Footrest Bar	1208GR 1208DE	930.00	930.00	1	51	77	7.09	110
	1209 AlphaBetter® Desk, with Book Box 36 x 24" Premium Top 36"W x 24"D x 26" - 42"H Desktop Finish: Gray-GR, Dry Erase-DE Steel Frame with Black Powder Coat Finish Patented Swinging Pendulum™ Footrest Bar	1209GR 1209DE	1,142.00	1,142.00	1	58	77	7.09	110
	1205 AlphaBetter® Stool Seat Size: 13" Sq. Overall: 15¼" - 19¼"W x 21" - 35½"H Seat Finish: Beige-BE, Black-BL Steel Frame with Black Powder Coat Finish	1205BE 1205BL	432.00	432.00	1	23	34	3.14	125
	1212BL AlphaBetter® Optional Book Box 22"W x 15"D x 4¼"H Finish: Black-BL	1212BL	196.00	196.00	1	8	15	1.26	250

AlphaBetter® Desks 2.0

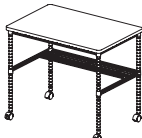
AlphaBetter® Desks 2.0									
	1221 Height-Adjustable Student Desk with Pendulum Bar 22-30" 27¾"W x 19¼"D x 22-30"H Desktop Finish: White Dry Erase Top-DE, Gray Nebula Top-GR Leg Finish: Cityscape Gray	1221DE 1221GR	560.00 516.00	560.00 516.00	1 1	31 31	35 35	1.76 1.76	070 070
	1222 Height-Adjustable Student Desk - Pendulum Bar - Book Box 27¾"W x 19¼"D x 22-30"H Desktop Finish: White Dry Erase Top-DE, Gray Nebula Top-GR Leg Finish: Cityscape Gray	1222DE 1222GR	643.00 629.00	643.00 629.00	1 1	37 37	43 43	2.11 2.11	070 070
	1223 Height-Adjustable Student Desk with Pendulum Bar 29-43" 27¾"W x 19¼"D x 29-43"H Desktop Finish: White Dry Erase Top-DE, Gray Nebula Top-GR Leg Finish: Cityscape Gray	1223DE 1223GR	602.00 588.00	602.00 588.00	1 1	34 34	38 38	2.1 2.1	070 070
	1224 Height-Adjustable Student Desk - Pendulum Bar - Book Box 27¾"W x 19¼"D x 29-43"H Desktop Finish: White Dry Erase Top-DE, Gray Nebula Top-GR Leg Finish: Cityscape Gray	1224DE 1224GR	685.00 671.00	685.00 671.00	1 1	40 40	46 46	2.52 2.52	070 070
	1210BL Carpet Casters for AlphaBetter®, Set of 4, Black-BL Casters: 2½"H	1210BL	28.00	28.00	1	1.2	2	0.08	65
	1211BL Hard floor Casters for AlphaBetter®, Set of 4, Black-BL Casters: 2½"H	1211BL	39.00	39.00	1	1.3	2	0.08	65

Office Suites
Seating
Tables & Desks
Meeting Essentials
Personal Organization
Ergonomics
High Density Storage
Storage & Filing
Facilities
Technology Furniture
Art & Engineering
K-12 Education
SAFE Collection Addendum


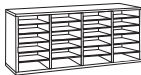
Flip & Nest Desks

	Model #	Description	Model #	List Price Ea.*	List Carton Price	Quantity Per Carton	Actual Weight	S-Parcel Billable Weight	Carton Cube	Freight Class	
	Flip and Nest Desks										
	1226	Learn Nesting Trapezoid Desk 32½"W x 22¼"D x 29½"H Powder coat steel frame Finish: White Dry-Erase Top-DE, Pebbled Gray Top-GR Base Finish: Grey	1226DE 1226GR	664.00	664.00	1	31.1	37	4.15	125	
	1227	Learn Nesting Rectangle Desk 28"W x 22¼"D x 29½"H Powder coat steel frame Finish: White Dry-Erase Top-DE, Pebbled Gray Top-GR Base Finish: Grey	1227DE 1227GR	636.00	636.00	1	35.4	41	3.16	125	



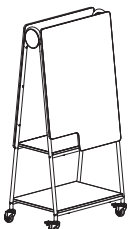
Wire Desk

	Wire Desk										
	5203BL	Wire Desk Overall: 35¼"W x 24"D x 30¼"H Bottom Shelf Dimensions: 35"W x 6¼"D Finish: Black-BL	5203BL	245.00	245.00	1	46.4	47	3.64	175	

Wood Organizers

	9422	Wood Adjustable Literature Organizer - 16 Compartment 19½"W x 11¼"D x 21"H Finish: Gray-GR, Medium Oak-MO	9422GR 9422MO	217.00	217.00	1	24	24	0.65	85
	9423	Wood Adjustable Literature Organizer - 24 Compartment 39¼"W x 11¼"D x 16¼"H Finish: Gray-GR, Medium Oak-MO	9423GR 9423MO	273.00	273.00	1	41	41	1.24	85
	9424	Wood Adjustable Literature Organizer - 36 Compartment 39¼"W x 11¼"D x 24"H Finish: Gray-GR, Medium Oak-MO	9424GR 9424MO	331.00	331.00	1	52	52	1.62	85
	9494	Wood Adjustable Literature Organizer 32 Compartment/2 Drawer 39¼"W x 11¼"D x 25¼"H Finish: Gray-GR, Medium Oak-MO	9494GR 9494MO	383.00	383.00	1	70	70	1.96	85

Rumba™ Collaboration Screens & Whiteboard

	2014WBS	Rumba™ Screen 36"W x 54"H Full Whiteboard Screen Overall Size: 36"W x 16"D x 54"H	2014WBS	1,253.00	1,253.00	1	31	LTL	5.47	70
	2015WBS	Rumba™ Screen 42"W x 54"H Full Whiteboard Screen Overall Size: 42"W x 16"D x 54"H	2015WBS	1,319.00	1,319.00	1	38	LTL	6.3	70
	2016WBS	Rumba™ Screen 36"W x 66"H Full Whiteboard Screen Overall Size: 36"W x 16"D x 66"H	2016WBS	1,309.00	1,309.00	1	45	LTL	5.76	70
	2017WBS	Rumba™ Screen 42"W x 66"H Full Whiteboard Screen Overall Size: 42"W x 16"D x 66"H	2017WBS	1,381.00	1,381.00	1	41	LTL	6.69	70
	2005SL	Rumba™ Connector Hinge	2005SL	58.00	58.00	1	1	1	0.02	70
	2007GR	Rumba™ Screen Tablet Hooks	2007GR	16.00	32.00	2	2	2	0.02	60
	2008GR	Rumba™ Screen Eraser Tray	2008GR	46.00	46.00	1	1	1	0.08	100
	3909GR	Mobile Whiteboard, 30"x 64" - White Dry Erase Board Magnetic board, Cutout in board for easy marker storage Overall Size: 30"W x 24"D x 63½"H	3909GR	1,709.00	1,709.00	1	80	LTL	-	70

- Available in sitting (29") or standing (42") heights
- Cast iron base with 3" diameter steel tube support (Black only) or Stainless Steel base with square tube support
- Quick and easy assembly
- TFL = 1" tops; HPL = 1 1/8" tops
- Optional 18" footring only available on cast iron base

- Available in either 1" Thermally Fused Laminate (TFL) or 1 1/8" High pressure Laminate (HPL) surfaces
- HPL edge Treatments: Knife Edge (HK), or T-Mold (HT) available in corporate edge colors see website
- **Designer Finishes:** Customer Specified Request form available. See page 11; use "H" suffix on model number when ordering



CA2PL

Model No.	Description	Wt.	TFL List Price "T" Suffix	HPL List Price HT or HK Suffix
Bistro Dining-Height Models				
CA2PL	72"W x 30"D x 29"H Peanut Table	75	2,023.00	2,382.00



CA2PH Shown with two CAFR18B Steel Footrings

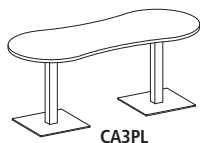
Model No.	Description	Wt.	TFL List Price "T" Suffix	HPL List Price HT or HK Suffix
Bistro Bar-Height Models				
CA2PH	72"W x 30"D x 42"H Peanut Table	80	2,069.00	2,470.00



Model No.	Description	Wt.	TFL List Price "T" Suffix	HPL List Price HT or HK Suffix
Optional 18" Steel Footring - Cast iron base only				
CAFR18B	18" Steel Footring	8	453.00	

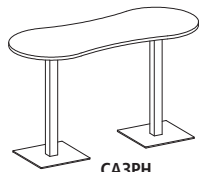
- Available in sitting (29") or standing (42") heights
- Stainless Steel base with square tube support
- Quick and easy assembly
- Four leveling glides integrated to underside of base

- Tables available in either Thermally Fused Laminate with standard T-Mold or High Pressure Laminate with your choice of 2 edge treatments
- HPL edge Treatments: Knife Edge (HK), or T-Mold (HT) available in corporate edge colors see page 10



CA3PL

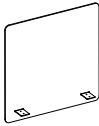
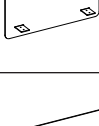

Model No.	Description	Wt.	TFL List Price "T" Suffix	HPL List Price HT or HK Suffix
Bistro Sitting-Height Models - Stainless Steel base with square tube support				
CA3PL	72"W x 30"D x 29"H Peanut Table	126	2,277.00	2,735.00



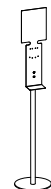

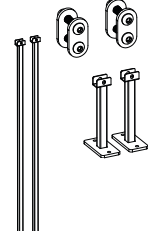
CA3PH

Model No.	Description	Wt.	TFL List Price "T" Suffix	HPL List Price HT or HK Suffix
Bistro Standing-Height Models - Stainless Steel base with square tube support				
CA3PH	72"W x 30"D x 42"H Peanut Table	132	2,598.00	3,248.00

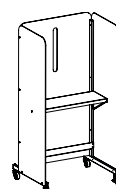
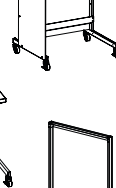
Office Suites
Seating
Tables & Desks
Meeting Essentials
Personal Organization
Ergonomics
High Density Storage
Storage & Filing
Facilities
Technology Furniture
Art & Engineering
K-12 Education
SAFE Collection Addendum

	Model #	Description	Model #	List Price Ea.*	List Carton Price	Quantity Per Carton	Actual Weight	S-Parcel Billable Weight	Carton Cube	Freight Class	
	Desktop Privacy & Wellness Panels										
	7515FR	Desktop Privacy & Wellness Panel - Frosted 23½"W x 23½"H	7515FR	253.00	253.00	1	8	12	1.09	125	
	7515WH	Desktop Privacy & Wellness Panel - White 23½"W x 23½"H	7515WH	253.00	253.00	1	8	12	1.09	150	
	7516FR	Desktop Privacy & Wellness Panel - Frosted 47½"W x 23½"H	7516FR	392.00	392.00	1	16	23	2.17	125	
	7516WH	Desktop Privacy & Wellness Panel - White 47½"W x 23½"H	7516WH	392.00	392.00	1	16	23	2.17	150	

Hand Sanitizer Stand | Modular Guards | Temperature Stations

	7512GR	Hand Sanitizer Stand 12"W x 61½"H Finish: Gray-GR	7512GR	252.00	252.00	1	18	18	1.47	250
	7553BL	Modular Guard Mobile Tall Stand 27"W x 18"D x 39¼"H	7553BL	445.00	445.00	1	33	LTL	2.67	70
	7554BL	Modular Guard Mobile Counter Stand 27"W x 18"D x 7¾"H	7554BL	320.00	320.00	1	28	LTL	2.78	70
	7555BL	Modular Guard Ganging Kit 1"W x 1"D x 1½"H	7555BL	70.00	70.00	1	1	LTL	0.1	70
	7556BL	Modular Guard Counter Mount 2"W x 4"D x 7½"H	7556BL	165.00	165.00	1	4	LTL	0.25	70
	Note: Unit requires anchoring to surface or floor. Hardware not included, be sure to use correct mounting hardware per substrate.									
7557BL	Modular Guard Tall Floor Mount 2"W x 4"D x 39"H	7557BL	246.00	246.00	1	10	LTL	0.88	70	
Note: Unit requires anchoring to surface or floor. Hardware not included, be sure to use correct mounting hardware per substrate.										

Modular Guards | Temperature Stations

	7566BL	Temperature Reading Station - 3 Sided 38½"W x 32"D x 72"H 4 Casters, 2-Locking	7566BL	2,699.00	2,699.00	1	100	LTL	24.17	175
	7565BL	Temperature Reading Station - Single-Sided 32"W x 26¼"D x 72"H 4 Casters, 2-Locking	7565BL	1,607.00	1,607.00	1	60	LTL	9.67	175
	7567BL	Mobile Full-Length Acrylic Wellness Guard 38½"W x 31¼"D x 68¼"H 4 Casters, 2-Locking	7567BL	1,264.00	1,264.00	1	80	LTL	9.30	175
	7568BL	Mobile Acrylic Workstation 38½"W x 32"D x 72"H 4 Casters, 2-Locking	7568BL	2,541.00	2,541.00	1	100	LTL	24.17	175

Model No.	Page	Model No.	Page	Model No.	Page	Model No.	Page
0412P06.....	173, 175, 227	1705AN.....	186	1980WH.....	118	2981BL.....	206
0512P06.....	173, 175, 227	1706AN.....	186	1981SL.....	118	2982BL.....	206
0515P06.....	175, 227	1714.....	83	1982WH.....	118	2983BL.....	206
0612P06.....	173, 175, 227	1715.....	83	2005SL.....	121, 281	2984BL.....	206
0712P06.....	173, 175, 227	1716.....	83	2007GR.....	121, 281	2987BL.....	206
0812P06.....	173, 175, 227	1718.....	83	2008GR.....	121, 281	2988BL.....	206
0912P06.....	173, 175, 227	1719.....	83	2014WBS.....	121, 281	2989BL.....	206
0915P06.....	175, 227	1720NA.....	83	2015WBS.....	121, 281	2990CZ.....	206
1001BL.....	145	1721NA.....	83	2016WBS.....	121, 281	2990PA.....	206
1009BL.....	145	1730MRL2BLKBL.....	85	2017WBS.....	121, 281	2990PC.....	206
1012P06.....	173, 175, 227	1730MRL2SLVBL.....	85	2030SL.....	91	2990RE.....	206
1015P06.....	175, 227	1730RESFEET4PKBL.....	85	2031SL.....	91	2990WA.....	206
1017BL.....	145	1731MRL2BLKBL.....	85	2059BL.....	111	3000.....	88, 277
1018BL.....	145	1731MRL2SLVBL.....	85	2060BL.....	111	3001.....	88, 277
1019WH.....	145, 248	1731RESFEET4PKBL.....	85	2065CY.....	91	3005BV.....	88
10GA.....	111	1732MRL2BLKBL.....	85	2067CY.....	91	3006BV.....	88
1112P06.....	173, 175, 227	1732MRL2SLVBL.....	85	2068CY.....	91	3019CY.....	99
1114P06.....	227	1732RESFEET4PKBL.....	85	2069BL.....	111	3020CY.....	99
1115P06.....	175, 227	1850GR.....	131	2078BL.....	111	3030.....	268
1201BE.....	114, 279	1855BL.....	132	2086BL.....	97	3043.....	269
1202BE.....	114, 279	1856BL.....	132	2105.....	146	3045.....	269
1203GR.....	114, 279	1857BL.....	131	2106.....	146	3079.....	268
1204GR.....	114, 279	1859BL.....	131	2110BL.....	147	3081.....	268
1205BE.....	114, 115, 279, 280	1860GR.....	132	2111BL.....	147	3082.....	269
1206BE.....	115, 280	1861GR.....	132	2120BL.....	146	3083.....	269
1207BE.....	115, 280	1862BL.....	131	2121BL.....	146	3084.....	268
1208GR.....	115, 280	1870GR.....	132	2125BL.....	147	3088.....	268
1209GR.....	115, 280	1871GR.....	132	2127BL.....	147	3090.....	268
1210BL.....	98	1872BL.....	132	2129BL.....	146	3091.....	268
1210BL.....	98	1876BL.....	133	2134BL.....	146	3094.....	268
1210BL.....	114	1881CY.....	131	2144BL.....	145	3098.....	268
1210BL.....	114	1903GR.....	120	2150BL.....	236	31124.....	256
1210BL.....	115, 279, 280, 282	1904GR.....	120	2159BL.....	136, 143	31148.....	256
1211BL.....	98, 114, 115, 279, 280, 282	1906GR.....	120	2160BL.....	136	3116BL.....	139
1212BL.....	114, 115, 279, 280	1907BL.....	117	2160BL.....	136	31172.....	256
1212P06.....	173, 175, 227	1908BL.....	117	2161BL.....	136, 143	3127BL.....	139
1214P06.....	227	1921CY.....	116	2162BL.....	138	3128BL.....	139
1215P06.....	175, 227	1923CY.....	116	2164BL.....	135	3129BL.....	139
1218.....	232	1925CY.....	116	2169BL.....	138	3155BL.....	139
1219.....	234	1927CY.....	116	2170BL.....	138	3167BL.....	139
1221DE.....	115, 280	1929CY.....	116	2172BL.....	135	3170BL.....	141
1221GR.....	115, 280	1930.....	113	2173BL.....	135	3171BL.....	141
1222DE.....	115, 280	1931.....	113	2175.....	143	3172BL.....	141
1222GR.....	115, 280	1933.....	113	2176.....	143	3185BL.....	141
1223DE.....	115, 280	1934.....	113	2180BL.....	144	3200.....	74
1223GR.....	115, 280	1938TG.....	117	2182WH.....	144	3202460.....	233, 257
1224DE.....	115, 280	19400.....	41	2191WH.....	144	3202472.....	233, 257
1224GR.....	115, 280	1943BHWH.....	116	2192WH.....	144	3202484.....	233, 257
1226DE.....	116, 281	1944NA.....	117	2193WH.....	144	3203060.....	233, 257
1227DE.....	116, 281	1950BL.....	116	2254BL.....	111	3203072.....	233, 257
1412P06.....	173, 175, 227	1950BL.....	116	2255BL.....	111	3203084.....	233, 257
1415P06.....	175, 227	1950WH.....	116	242229.....	49	3203660.....	233, 257
1505TL.....	43	1951BL.....	116	243029.....	49	3203672.....	233, 257
1515P06.....	175, 227	1951WH.....	116	243629.....	49	3203684.....	233, 257
1612P06.....	173, 175, 227	1957BH.....	117	244829.....	49	3220BL.....	139
1615P06.....	175, 227	1958DG.....	117	246029.....	49	3221BL.....	139
1700AN.....	186	1959WH.....	117	247229.....	49	3222BL.....	139
1701AN.....	186	195TKLS.....	143	24801S.....	261	3223BL.....	139
1702AN.....	186	195TKLS.....	143, 245, 255, 260	2480DSP.....	261	3230BL.....	136
1703AN.....	186	1964WH.....	117	250100.....	245, 255	3231BL.....	136
1704AN.....	186	1974BL.....	117	2944BL.....	205	3233BL.....	136

Office Suites
Seating
Tables & Desks
Meeting Essentials
Personal Organization
Ergonomics
High Density Storage
Storage & Filing
Facilities
Technology Furniture
Art & Engineering
Education
SAFE Collection Addendum

Model No.	Page	Model No.	Page	Model No.	Page	Model No.	Page
3234BL.....	136	3333620.....	258	3407236LE.....	258	350460.....	261
3240BL.....	137	3352414.....	259	3409030.....	233, 258	350465.....	261
3241BL.....	137	3352414L.....	259	3409030L.....	258	350470.....	261
3242BL.....	137	3353014.....	259	3409030LE.....	258	350480.....	261
3243BL.....	137	3353014L.....	259	3409036.....	258	350485.....	261
3244BL.....	137	3353614.....	259	3409036L.....	258	350490.....	261
3250BL.....	136	3353614L.....	259	3409036LE.....	258	3504BL.....	77
3251BL.....	136	3391BL.....	77	3430BL.....	86	3505BL.....	77
3252BL.....	136	3394BL.....	76	3431BL.....	86	3590BL.....	78
3253BL.....	137	3395BL.....	76	3432BL.....	86	3591BL.....	78
3254BL.....	137	3396BL.....	76	3433BL.....	86	3592BL.....	78
3255BL.....	137	3397BL.....	75	3434830.....	259	3603BL.....	135
3256BL.....	137	3399BL.....	76, 77	3434830L.....	259	3604BL.....	136
3257BL.....	137	3401BL.....	75	3434830LE.....	259	3611BL.....	121
3258BL.....	137	3402430.....	233, 258	3434836.....	259	3612BL.....	121
3259BL.....	137	3402430L.....	258	3434836L.....	259	36801S.....	261
3260BL.....	138	3402430LE.....	258	3434836LE.....	259	3680DSP.....	261
3261BL.....	138	3402436.....	258	3434BL.....	85	38363.....	171
3262BL.....	138	3402436L.....	258	3436BL.....	85	38363K.....	171
3263BL.....	138	3402436LE.....	258	3437BL.....	86	3836A3.....	171
3264BL.....	138	3403030.....	233, 258, 259	3438BL.....	86	3836A3K.....	171
3265BL.....	138	3403030L.....	258, 259	3442BL.....	75	38423.....	171
3266BL.....	138	3403030LE.....	259	3456BL.....	74	38423K.....	171
3271BL.....	138	3403030LE.....	258	3457BL.....	81	3842A3.....	171
3272BL.....	138	3403036.....	258	3490BL.....	78	3842A3K.....	171
3274BL.....	124	3403036L.....	258	3491BL.....	78	38483.....	171
3275BL.....	124	3403036LE.....	258	3492BV.....	78	38483K.....	171
3285BL.....	134	3403630.....	233, 258	3495BL.....	75	3848A3.....	171
3286BL.....	134	3403630L.....	258	3496BL.....	78	3848A3K.....	171
3290BL.....	124	3403630LE.....	258	3500BL.....	78	3901NODR.....	270
3291BL.....	124	3403636.....	258, 259	350117.....	260	3901NODR.....	270, 272, 273
3292BL.....	124	3403636L.....	258, 259	350142.....	260	3901SDLT.....	270, 273
3293BL.....	124	3403636LE.....	259	350150.....	260	3901SDRT.....	270
3302416.....	233, 257	3403636LE.....	258	350151.....	260	3902NODR.....	270
3302420.....	257	3404830.....	233, 258	350152.....	260	3902SDLT.....	270, 273
3303016.....	233, 257	3404830L.....	258	350173.....	260	3902SDRT.....	270
3303020.....	257	3404830LE.....	258	350181.....	260	3903DDBO.....	270, 274
3303616.....	233, 257	3404836.....	258	350212.....	233, 257	3903DDLT.....	270
3303620.....	257	3404836L.....	258	350213L.....	233, 257	3903DDRT.....	270
3304816.....	233, 257	3404836LE.....	258	350213R.....	233, 257	3903NODR.....	270, 274
3304820.....	257	3405430.....	258	350214.....	233, 257	3904DDBO.....	270, 274
3305416.....	233, 257	3405430L.....	258	350215.....	233, 257	3904DDLT.....	270
3305420.....	257	3405430LE.....	258	350216.....	257	3904DDRT.....	270
3306016.....	233, 257	3405436.....	258	350217.....	259	3904NODR.....	270, 272, 273, 274
3306020.....	257	3405436L.....	258	350218.....	257	3905DDBO.....	270, 272, 274
3312416.....	257	3405436LE.....	258	350220.....	233, 260	3905DDLT.....	270
3312420.....	257	3406030.....	233, 258	350221.....	239, 241, 242, 252, 253	3905DDRT.....	270, 273
3313016.....	257	3406030L.....	258	3502BL.....	77	3905NODR.....	270, 272, 273, 274
3313020.....	257	3406030LE.....	258	350318.....	257	3906DDBO.....	271
3313616.....	257	3406036.....	258	350320L.....	257	3906DDLT.....	271
3313620.....	257	3406036L.....	258	350320R.....	257	3906DDRT.....	271
3322421.....	257	3406036LE.....	258	350321L.....	260	3906NODR.....	271, 273
3323021.....	257	3406BL.....	76	350321R.....	260	3906TDBO.....	271
3323621.....	257	3407130.....	258	350325L.....	257	3907DDBO.....	271
3324821.....	257	3407130L.....	258	350325R.....	257	3907DDLT.....	271
3326021.....	257	3407130LE.....	258	350327L.....	260	3907DDRT.....	271
3332416.....	258	3407230.....	233, 258	350327R.....	260	3907NODR.....	271, 273, 274
3332420.....	258	3407230L.....	258	3503BL.....	77	3907TDBO.....	271
3333016.....	258	3407230LE.....	258	350440.....	261	3908DDBO.....	271
3333020.....	258	3407236.....	258	350445.....	261	3908DDLT.....	271, 272
3333616.....	258	3407236L.....	258	350450.....	261	3908DDRT.....	271

Office Suites
Seating
Tables & Desks
Meeting Essentials
Personal Organization
Ergonomics
High Density Storage
Storage & Filing
Facilities
Technology Furniture
Art & Engineering
K-12 Education
SAFE Collection Addendum

Model No.	Page	Model No.	Page	Model No.	Page	Model No.	Page
3908NODR.....	271, 272, 274	4162	128	4315BL.....	81	5025TB.....	106
3908TDBO.....	271	4163BL.....	126	4321BL.....	191	502TB.....	106
3909GR.....	121, 281	4166	130	4322BL.....	191	503	264
3911CL.....	272, 273, 274, 275	4167	130	4323BL.....	191	5038	264
3912CL.....	274, 275	4168BL.....	126	4325BL.....	191	5039	264
3913CL.....	275	4173BL.....	130	4330CY.....	190	5035TB.....	106
3914CL.....	275	4175BL.....	142	4331CY.....	190	503TB.....	106
3915MA.....	272, 274, 275	4176BL.....	142	4335MH.....	190	5040	264
3916MA.....	272, 275	4182	66	4360BL.....	82	5041	264
3917	272, 273, 275	4183	64	4361BL.....	82	5045TB.....	106
3918	275	4184BL.....	81	4362BL.....	82	504TB.....	106
3921SBU	272	4185BL.....	82	4368BL.....	82	5056	264
3922SBU	272	4187CHAL.....	65	4601BL.....	127	5059	264
3923SBU	272	4187CHWA.....	65	4750BL.....	89, 276	505L	106
3924SBU	272	4188	82	4751BV	89, 276	505SL.....	106
3925SBU	272	4190SL.....	70, 82	4753	89, 276	5055TB.....	106
3926SBU	273	4191NC.....	126	4755	89, 276	505TB.....	106
3927SBU	273	4199BL.....	81	4756	89, 276	505WL.....	106
3928SBU	273	4200	128	4757	89, 276	5060	264
3929SBU	273	4201	128	4760	89, 276	5065TB.....	106
3930SBU	273	4202	128	4761	89	506TB.....	106
3931SBU	274	4203SL.....	128	4897	268	5075TB.....	106
3932SBU	274	4205SL.....	128	4899	268	507TB.....	106
3933SBU	274	4214BL.....	126	49263.....	105, 143	5085TB.....	106
3934SBU	274	4224BL.....	129	49264.....	105, 143	508TB.....	106
3935SBU	274	4225BL.....	129	49265.....	105, 143	5095TB.....	106
3948	263	4227BL.....	129	4931LG	269	509TB.....	106
3951	263	4229BL.....	130	4935LG	269	510L	106
3952	263	4231	140	4960	269	510SL.....	106
3953	263	4232BL.....	140	4962	269	510WL.....	106
3957	263	4232BL.....	140	4969LG	267	5117	87
3962GR.....	263	4233GR.....	140	4970LG	267	5120	87
3965MO.....	263	4234CL.....	140	4971LG	267	5124	146
4017	63	4236CY.....	140	4972LG	267	5130	87
4021	62	4237CY.....	140	4973LG	267	5131	87
4022	60	4238BL.....	140	4974LG	267	5132	81, 86, 87
4039	61	4241BL.....	126	4975	265, 266	5138	75, 76, 86, 87
4049NC.....	211	4255BL.....	127	4977	265, 266	5143	87
4050	211	4256BL.....	126	4979	265, 266	5144	87
4053NC.....	212	4257BL.....	127	4980	265	515L	106
4054BL.....	211	4258BL.....	140	4981	265	515SL.....	106
4055NC.....	211	4259BL.....	140	4983	265	515WL.....	106
4061	211	4263WH.....	127	4986	266	5201BL.....	195
4062	211	4264WH.....	127	4986AS	265, 266	5202WH.....	133, 196
4063	212	4265WH.....	127	4994	265, 266	5203BL.....	116, 281
4069	211	4271BB	80	4995	265, 266	5206BL.....	133
4070	211	4273BB	80	4996	265, 266	5207BL.....	133
4071	211	4275BU	79	4997	265, 266	5208BL.....	133
4072	212	4287BL.....	81	4998	265, 266	5209WH.....	133, 196
4082BL.....	66	4289	82	4999	265, 266	520L	106
4083BL.....	64	4290	70	5000FCWTDG	81	520SL.....	106
4086R	211	4291BL.....	70	50016.....	264	520WL.....	106
4117BL.....	130	4292BL.....	70	50026.....	264	5211BL.....	197
4118BL.....	130	4295	71	50036.....	264	5212BL.....	197
4128CH.....	190	4296	71	50046.....	264	5213BL.....	197
4133SL.....	186	4296BL.....	71	50056.....	264	5214BL.....	197
4134SL.....	186	4298BH.....	79	5006	264	5215BL.....	197
4139CH.....	190	4299BH.....	79	5010	264	52224.....	103
4158CH.....	141	4311	264	5016	264	5222448H.....	103
4160	128	4312	264	5023AH.....	267	5222454H.....	103
4161	128	4314BL.....	81	5026	264	5222460H.....	103

Office Suites
Seating
Tables & Desks
Meeting Essentials
Personal Organization
Ergonomics
High Density Storage
Storage & Filing
Facilities
Technology Furniture
Art & Engineering
K-12 Education
SAFE Collection Addendum

Model No.	Page	Model No.	Page	Model No.	Page	Model No.	Page
5222466H	103	5322472H	104	5577BL	191	62483	170
5222472H	103	53230	103	5578BL	191	62483K	170
52230	103	5323048H	104	5579BL	191	6248A3	170
5223048H	103	5323054H	104	5580BL	190	6248A3K	170
5223054H	103	5323060H	104	5591BL	190	6248B3	170
5223060H	103	5323066H	104	5592BL	190	6248B3K	170
5223066H	103	5323072H	104	5600CL	187	6250	210
5223072H	103	5330L	106	5601CL	188	6251	210
5224BL	197	5330SL	106	5602CL	187	6252	210
5235GR	212	5330WL	106	5603CL	187	6253	210
5236GR	212	5333BL	195	5604CL	188	6254	210
5238BL	212	5335BL	195	5605CL	187	6255	210
5239BL	212	5336BL	195	5606CL	187	6256	210
5241BL	209	5337BL	195	5607CL	187	6265	210
5242BL	209	5338BL	195	5608CL	188	6266	210
5242DLH	103	5339BL	195	5610CL	188	6267	210
5242DSLH	103	5342DLH	104	5651BL	141	6268	210
5243BL	209	5342DSLH	104	5652BL	141	6269	210
5244BL	208	5348CLH	104	5653BL	141	6270	210
5245BL	208	5348CSLH	104	5665CL	189	6301BL	75
5246BL	208	5348DLH	104	5666CL	189	6401BL	127
5247BL	208	5348DSLH	104	5667CL	189	6402BL	127
5248CLH	103	5350BL	196	5668CL	189	6403BL	127
5248CSLH	103	5351BL	196	5671CL	189	6461BL	191
5248DLH	103	5353BL	197	5673CL	189	650	105
5248DSLH	103	5357SA	195	5698CL	188	650L	105
524MC	104	5358SA	195	5702MH	189	650S	105
525L	106	5361BL	196	5703MH	189	650SL	105
5255L	106	5362BL	196	6043	104	650SW	105
5260	208	5363BL	196	6045	104	650SWL	105
5261	208	5364BL	196	6047	104	650W	105
5276BL	209	5370BL	197	605	105	650WL	105
5277BL	195	5373BL	197	605L	105	6551	267
5278BL	195	5390BL	196	605W	105	6552	267
5283	209	5393BL	120	605WL	105	6553	267
5285BL	209	5460L	106	610	105	6603BL	86
5286BL	209	5470L	106	610L	105	6604BL	86, 278
5287BL	209	5508WHNA	120	610W	105	6605BL	86, 278
5288BL	209	5509WHNA	120	610WL	105	6606BL	86, 278
5289BL	209	5510WHNA	120	615	105	6660BL	86, 278
5290BL	209	5511	118	615L	105	6661BL	86
5291BL	209	5512	118	615S	105	6664	85
5292BL	209	5513	118	615SL	105	6665	85
5293BL	209	5516GR	184	615W	105	6666	85
5294BL	209	5518GR	184	615WL	105	6666	85, 278
5295BL	209	5519GR	184	62363	170	6668	85, 278
5296BL	209	5520GR	184	62363K	170	6669	85
5300L	106	5522GR	184	6236A3	170	6680	87
5300SL	106	5523GR	184	6236A3K	170	6683	87
5300WL	106	5524GL	184	6236B3	170	6689BL	75
5310L	106	5524GR	184	6236B3K	170	670W	105
5310SL	106	5525GR	184	62423K	170	670WL	105
5310WL	106	5526GR	184	62423MAY	170	6803BL	62
5320L	106	5527GL	184	6242A3	170	6804BL	60
5320SL	106	5527GR	184	6242A3K	170	6805BL	60
5320WL	106	5528GR	184	6242B3	170	6806BL	63
53224	103	5529GR	184	6242B3K	170	6807BL	62
5322448H	104	5530GR	185	6244BL	208	680W	105
5322454H	104	5532GR	185	6245BL	208	680WL	105
5322460H	104	5560L	106	6246BL	208	6815	63
5322466H	104	5570L	106	6247BL	208	6815BL	63

Office Suites
Seating
Tables & Desks
Meeting Essentials
Personal Organization
Ergonomics
High Density Storage
Storage & Filing
Facilities
Technology Furniture
Art & Engineering
K-12 Education
SAFE Collection Addendum

Model No.	Page	Model No.	Page	Model No.	Page	Model No.	Page
6820BL.....	62	704ECR.....	242	716.....	236, 243	7224501.....	238
6827BL.....	75	704H3.....	239	71601.....	243	722C.....	245
6828BL.....	80	704HCR.....	239	71603.....	243	723.....	245
6829BL.....	80	705.....	243	71604.....	243	723C.....	245
6830BMBL.....	74	70502.....	243	7170BL.....	194	72412.....	245
6830STBL.....	74	70503.....	243	71712E.....	244	72423.....	245
690W.....	105	70505.....	243	71712H.....	236, 244	72436L.....	248
690WL.....	105	70524.....	243	71712HB.....	245	724L.....	248
6912.....	87	705B301.....	240	7171BL.....	194	725L.....	248
6950BL.....	87	705B302.....	240	7172BL.....	194	726L.....	248
70024B3.....	240	705BCR.....	241	7173612E.....	244	72724B3.....	240
70024E3.....	242	705ECR.....	242	7173612H.....	244	72724E3.....	242
70024H3.....	238	705H301.....	238	7173612HB.....	245	72724H3.....	238
70024S.....	238	705H302.....	238	71736E.....	244	72724S.....	238
700B3.....	240	705HCR.....	239	71736H.....	244	727B3.....	240
700B302.....	240	705LE301.....	242	71736TE.....	244	727B3HA.....	237, 241
700B303.....	240	705LE302.....	242	71736TH.....	244	727E3.....	242
700B3HA.....	241	705S01.....	238	7173BL.....	194	727E3HA.....	242
700E3.....	242	705S02.....	238	7174BL.....	194	727H3.....	238
700E3HA.....	242	706.....	243	717E.....	244	727H3HA.....	239
700H3.....	236, 238	70602.....	243	717H.....	244	727S.....	238
700H301.....	238	70603.....	243	717TE.....	244	727SHA.....	239
700H302.....	238	70605.....	243	717TH.....	244	72824B3.....	240
700H3HA.....	239	70624.....	243	71812E.....	244	72824E3.....	242
700LE301.....	242	707.....	236, 243	71812H.....	244	72824H3.....	239
700LE302.....	242	70702.....	243	71812HB.....	245	72824S.....	239
700S.....	238	70703.....	243	718E.....	244	728B3.....	240
700S01.....	238	70705.....	243	718H.....	237, 244	728B3HA.....	241
700S02.....	238	70724.....	243	718TE.....	244	728E3.....	242
700S03.....	238	708.....	243	718TH.....	244	728E3HA.....	242
700SHA.....	239	7084BL.....	75	71912E.....	244	728H3.....	239
7013BL.....	75	7084BL.....	75	71912H.....	244	728H3HA.....	239
7014BL.....	76	709.....	243	71912HB.....	245	728S.....	239
701B3.....	240	710.....	237, 243	7195BL.....	74	728SHA.....	239
701B302.....	240	711.....	243	719E.....	244	72924B3.....	241
701B303.....	240	7111BL.....	192	719H.....	244	72924B305.....	241
701BCR.....	241	7111BL.....	192	719TE.....	244	72924B307.....	241
701ECR.....	242	712.....	243	719TH.....	244	72924E3.....	242
701H3.....	238	7121BL.....	192	72012E.....	244	72924E305.....	242
701H302.....	238	7124B301.....	240	72012H.....	236, 244	72924E307.....	242
701H303.....	238	7124H301.....	238	7202412E.....	244	72924H3.....	239
701HCR.....	239	7124LE301.....	242	7202412H.....	244	72924H305.....	239
701LE302.....	242	7124S01.....	238	72024E.....	244	72924H307.....	239
701LE303.....	242	713.....	243	72024H.....	244	729B3.....	236, 241
701S.....	238	71301.....	148	7203012E.....	244	729B305.....	236, 241
701S01.....	238	71301.....	148	7203012H.....	244	729B307.....	241
7024B301.....	240	7131BL.....	192	72030E.....	244	729B308.....	241
7024H301.....	238	7131BL.....	192	72030H.....	244	729B309.....	241
7024LE301.....	242	714.....	243	7203612E.....	244	729E3.....	242
7024S01.....	238	71401.....	243	7203612H.....	244	729E305.....	242
702B3.....	237, 240	71402.....	243	72036E.....	244	729E307.....	242
702E3.....	242	71403.....	243	72036H.....	244	729E308.....	242
702H3.....	238	71491.....	148	720E.....	244	729E309.....	242
702S.....	238	715.....	243	720H.....	244	729H3.....	239
703B3.....	240	71501.....	243	721.....	245	729H305.....	239
703E3.....	242	71502.....	243	72196.....	245	729H307.....	239
703H3.....	239	71503.....	236, 243	721C.....	245	729H308.....	239
703S.....	239	7150BL.....	148	722.....	245	729H309.....	239
704B3.....	241	7151BL.....	148	7224B301.....	240	730.....	246
704BCR.....	241	7152BL.....	148	7224H301.....	238	73012.....	245
704E3.....	242	7153BL.....	148	7224LE301.....	242	73023.....	245

Office Suites
Seating
Tables & Desks
Meeting Essentials
Personal Organization
Ergonomics
High Density Storage
Storage & Filing
Facilities
Technology Furniture
Art & Engineering
K-12 Education
SAFE Collection Addendum

Model No.	Page	Model No.	Page	Model No.	Page	Model No.	Page
731	246	747F	251	75901	247	7747BR	253
732	246	748	250	760	243	7747EP	253
733	243	7482S	250	761	243	7747ER	253
73303	243	748F	251	762	237	7747HP	252
73612	245	749	250	762	243	7747HR	252
73623	245	7492S	250	763	236, 247	7747SS	252
73624B3	241	749F	237, 251	764	237, 247	7748BP	237
73624E3	242	750	250	76402	247	7748BP	253
73624H3	239	7501	250	765	236, 246, 255	7748BR	253
736B3	241	751	250	76501	246	7748EP	253
736B301	241	7512GR	285	76502	246	7748ER	253
736E3	242	7515FR	285	76503	246	7748HP	252
736E301	242	7515WH	285	76504	246	7748HR	252
736H3	239	7516FR	285	76507	246	7748SS	252
736H301	239	7516WH	285	76508	246	7749BL	213
737	246	752	249	76509	246	7749BP	253
738	236, 245	7522C	249	76510	246	7749BR	253
738C	245	7522CS	249	76511	246	7749EP	253
739	245	7526CS	249	767	236, 247	7749ER	253
739C	245	752C	249	768	246	7749HP	252
740	245	752CS	249	769	246	7749HR	252
74096	245	752S	236, 249	770060	112	7749SS	252
740C	236, 245	753	249	770072	112	775	248
74112E	244	7532C	249	773072	112	7750GR	213
74112H	244	7532CS	249	773096DGWT	112	7751BL	213
741E	244	7536C	249	7732	262	7752BL	213
741H	244	7536CS	249	7732A	262	7753BL	213
742	239, 241, 242	753C	249	7734	262	7756BL	213
744	250	753CS	249	7734A	262	776	248
7441F	251	753S	249	7734B	262	77636	248
74424	250	754	236, 249	7736	262	7765BL	213
7442C	250	7542C	249	7736A	262	7766BL	213
7442S	250	7542CS	249	7736B	262	777	248
7446C	250	7546C	249	7737	262	7770BL	213
744C	250	7546CS	249	7737A	262	7770BL	213
744C2S	250	754C	249	7737B	262	778	248
744F	251	754CS	249	7739	262	779	248
744FC	251	754S	249	7739A	262	780	248
745	250	755	249	7739B	262	781	248
7451F	251	7553BL	285	7744BP	253	782	248
7452S	250	7554BL	285	7744BR	253	783	249
74536	250	7555BL	285	7744EP	253	784	249
7456C	250	7556BL	285	7744ER	253	785	249
7456FC	251	7557BL	285	7744HP	252	786	249
745C	250	755S	249	7744HR	252	787	248, 255, 259
745C2S	250	756	49	7744SS	252	788	248, 255, 259
745F	251	7565BL	285	7745BP	253	789	248, 255, 259
745FC	251	7566BL	285	7745BR	253	790	239, 241, 242
746	236, 250	7567BL	285	7745EP	253	79136L	248
7461F	251	7568BL	285	7745ER	253	791L	236, 248
7462S	250	756S	249	7745HP	252	792L	248
74648	250	757	249	7745HR	252	793L	248
7466C	250	75724	249	7745SS	252	79624B3	240
746C	236, 250	75724S	249	7746BP	253	79624E3	242
746C2S	250	75730	249	7746BR	253	79624H3	239
746F	236, 251	75730S	249	7746EP	253	79624S	239
746FC	236	75736	249	7746ER	253	79630B3	240
746FC	236	75736S	249	7746HP	252	79630E3	242
746FC	251	757S	249	7746HR	252	79630S	239
747	250	758	236, 247	7746SS	252	79636B3	240
7472S	250	759	247	7747BP	253	79636E3	242

Model No.	Page	Model No.	Page	Model No.	Page	Model No.	Page
79636H3	239	90145	175, 229, 234	9553BL	207	9935BL	203
79636S	239	90154	229	9560BL	207	9936BL	203
79712E	244	90155	229	9560CZ	207	9940BL	203
79712H	236, 244	90208	148	9560PA	207	9941SS	205
79712HB	245	90225	233	9560PC	207	9942SS	205
797E	244	911196R	171	9560RE	207	9968BL	199
797H	244	911785	175, 229, 234	9560WA	207	9969CH	199
797H02	247	911884	229	9604BL	204	A35CH5	163
797TE	244	912089R	170, 174	9610CH	204	A7737	260
797TH	244	9200BL	192	9616BL	204	A9273	254
79812E	244	9211BLR	192	9618CH	204	A9286	254
79812H	237, 244	9221BLR	192	9632BU	205	A9288	254
79812HB	245	922VEL	175, 229, 234	9636BL	201	A9289	254
798E	244	92311	146	9639BL	201	A9290	255
798H	244	9231BLR	192	9651	207	A9350	254
798TE	244	9241BLR	192	9652	207	A9351	254
798TH	237, 244	9254GR	192	9668	198	A9352	254
8121	84, 277	9264GR	192	9669	186, 198	A9353	254
8122	84, 277	9274GR	192	9677NC	199	AB3S36LDC	16
8123	84, 277	9311CY	193	9685SS	201	AB5S36LDC	16
8124	84, 277	9321CY	193	9686SS	201	ABD7242LDC	12
83363	170	9331CY	193	9687SS	201	ABD7242LDC	18
83363K	170	9371BL	201	9695	198	ABD7242LDC	18
8336A3	170	9372BL	201	9696BL	203	ABDH7242LDC	13
8336A3K	170	9401MO	193	9698BL	203	ABSPLDC	15, 23
8336B3	170	9402MO	193	9710BL	200	ABSPLGS	52
8336B3K	170	9403MO	193	9716BL	204	ABSPTLDC	15, 23
83423	170	9419CY	134	9717BL	204	ABSPTLGS	52
83423K	170	9420CY	134	9718BL	204	ABTDS72LDC	12
8342A3	170	9422GR	193	971ANT	119	ACASTK	232
8342A3K	170	9422GR	281	9740BL	204	ACB4224LDC	13, 18
8342B3	170	9423GR	193, 281	9790BL	203	ACD	15, 21, 30, 32
8342B3K	170	9424GR	193, 281	9794BL	205	ACD7224LDC	12, 18
83483	170	9430BL	135	9798BL	205	ACDS30	15, 21
83483K	170	9431BL	135	9799BL	203	ACL36LDC	14
8348A3	170	9432BL	135	9871	198	ACTB10LDC	17
8348A3K	170	9447BL	207	9875	198	ACTB12LDC	17
8348B3	170	9448BL	207	9893	198	ACTB18LDC	17
8348B3K	170	9449BL	207	9895	198	ACTB6LDC	17
8432SOGRYBLK	120	9450BL	207	9901SS	200	ACTB8LDC	17
8510GRCL	121	945ANT	119	9901WH	200	ACTR42LDC	17
8511BL	121	946ANT	119	9902SS	200	AEC72LLDC	14
8693B	263	9470NC	202	9903SS	200	AEC72RLDC	14
8694B	263	9471NC	202	9920BL	198	AFF20LDC	14, 18
8696B	263	9472NC	202	9920SL	198	AFF26LDC	14, 18
8697B	263	9473NC	202	9920WH	198	AFLF36LDC	14, 18
8912BL	123	9474BL	202	9921BL	198	AFTP72	16
8915MH	124	9475BL	202	9921SL	198	AGDCCLDC	16, 18
8918MH	123	9476BL	202	9921WH	198	AHG72LDC	15, 18
8919CY	123	9477BL	202	9922BL	200	AHG72LDC	18
8921MH	124	9478BL	202	9923BL	200	AHPMLDC	16, 18
8922BL	123	9478TN	202	9924BL	200	AHW72LDC	15, 18
8932BL	122	947ANT	119	9925BL	200	ALCLDC	17, 18
8941BL	122	9485BL	202	9926BL	200	ALCTLDC	17
8943BL	122	9486BL	202	9927BB	205	APBBF20LDC	14, 18
8945BL	122	948ANT	119	9928BB	205	APBBF26LDC	14, 18
8953GR	125	9494GR	193, 281	9929BL	205	APED1	231
8962MH	125	950ANT	119	9931SS	205	APSTLDC	16
8963BL	125	9550BL	207	9932BL	203	APT7236LDC	14
8964BL	125	9551BL	207	9933BL	203	AR4224LDC	13
8966BL	125	9552BL	207	9934BL	203	ARC12CB	178

Office Suites
Seating
Tables & Desks
Meeting Essentials
Personal Organization
Ergonomics
High Density Storage
Storage & Filing
Facilities
Technology Furniture
Art & Engineering
Education
K-12
SAFE Collection Addendum

Model No.	Page	Model No.	Page	Model No.	Page	Model No.	Page
ARC15CB	178	ARCB24726A	176	C1164N	39	C1373	33
ARC2412ROD105	177	ARCB24726EA	176	C1165	39	C1373N	33
ARC2412ROD120	177	ARCB24726ES	176	C1165N	39	C1374	34
ARC2412ROHF	177	ARCB24726S	176	C1166	38	C1374N	34, 45
ARC2412ROSLF	177	ARCB24827A	176	C1166N	38	C1375	34, 45
ARC2412RS	177	ARCB24827EA	176	C1171	38, 46, 47, 48	C1375N	34
ARC2412SLF	177	ARCB24827ES	176	C1171N	38	C1376	33
ARC24726A	176	ARCB24827S	176	C1172	39, 47	C1376N	33
ARC24726EA	176	ARCB30726A	176	C1172N	39	C1651	34
ARC24726ES	176	ARCB30726EA	176	C1173	38	C1651N	34
ARC24726S	176	ARCB30726ES	176	C1173N	38	C1652	34
ARC2472BTB	178	ARCB30726S	176	C1174	39	C1652N	34
ARC2472CP	178	ARCB30827A	176	C1174N	39	C1653	34
ARC2472EP	179	ARCB30827EA	176	C1175	39	C1653N	34
ARC2472WCS	178	ARCB30827ES	176	C1175N	39	C1654	34
ARC24827A	176	ARCB30827S	176	C1176	38	C1654N	34
ARC24827EA	176	ARD6630	12	C1176N	38	C1655	34
ARC24827ES	176	ARD7236LDC	12, 18	C1331	33	C1655N	34
ARC24827S	176	ARDH7236LDC	13	C1331N	33	C1656	34
ARC2482BTB	178	ARDTCLDC	17	C1333	33	C1661	34
ARC2482CP	178	ASCLDC	16, 18	C1333N	33	C1661N	34
ARC2482EP	179	AT56LDC	13	C1336	33	C1662	34
ARC2482WCS	178	AT58LDC	13	C1336N	33	C1662N	34
ARC24938A	176	AWG72LDC	15	C1341	33	C1663	34
ARC24938EA	176	AWMK	163	C1341N	33	C1663N	34
ARC24938ES	176	C1131	38	C1342MAY	34	C1664	34
ARC24938S	176	C1131N	38	C1342N	34	C1664N	34
ARC2493BTB	178	C1133	38	C1343	33	C1665	34
ARC2493CP	178	C1133N	38	C1343N	33	C1665N	34
ARC2493EP	179	C1136	38	C1344	34	C1671	34
ARC2493WCS	178	C1136N	38	C1344N	34	C1671N	34
ARC3015ROD105	177	C1141	38	C1345	34	C1672	34
ARC3015ROD120	177	C1141N	38	C1345N	34	C1672N	34
ARC3015ROHF	177	C1142	39	C1351	33	C1673	34
ARC3015ROSLF	177	C1142N	39	C1351N	33	C1673N	34
ARC3015RS	177	C1143	38	C1352	34	C1674	34
ARC3015SLF	177	C1143N	38	C1352N	34	C1674N	34
ARC30726A	176	C1144	39	C1353	33	C1675	34, 47
ARC30726EA	176	C1144N	39	C1353N	33	C1675N	34
ARC30726ES	176	C1145	39	C1354	34	C1676	34
ARC30726S	176	C1145N	39	C1354N	34	C1676N	34
ARC3072BTB	178	C1146	38	C1355	34	C1951	35
ARC3072CP	178	C1151	38	C1355N	34	C1951N	35
ARC3072EP	179	C1151N	38	C1356	33	C1952	35
ARC3072WCS	178	C1152	39	C1356N	33	C1952N	35
ARC30827A	176	C1152N	39	C1361	33	C1953	35
ARC30827EA	176	C1153	38	C1361N	33	C1953N	35
ARC30827ES	176	C1153N	38	C1362	34	C1954	35
ARC30827S	176	C1154	39	C1362N	34	C1954N	35
ARC3082BTB	178	C1154N	39	C1363	33	C1955	35
ARC3082CP	178	C1155	39	C1363N	33	C1955N	35
ARC3082EP	179	C1155N	39	C1364	34	C1956	35
ARC3082WCS	178	C1156	38	C1364N	34	C1961	35
ARC30938A	176	C1156N	38	C1365	34	C1961N	35
ARC30938EA	176	C1161	38	C1365N	34	C1962	35
ARC30938ES	176	C1161N	38	C1366	33	C1962N	35
ARC30938S	176	C1162	39	C1366N	33	C1963	35
ARC3093BTB	178	C1162N	39	C1371	33, 45	C1963N	35
ARC3093CP	178	C1163	38	C1371N	33	C1964	35
ARC3093EP	179	C1163N	38	C1372	34	C1964N	35
ARC3093WCS	178	C1164	39	C1372N	34	C1965	35

SAFE Collection Addendum K-12 Education Engineering Art & Technology Furniture Facilities Storage & Filing High Density Storage Ergonomics Personal Organization Meeting Essentials Tables & Desks Seating Office Suites

Model No.	Page	Model No.	Page	Model No.	Page	Model No.	Page
C1965N	35	C2481	37	C2835	35	C773	42
C1971	35, 47, 48	C2481N	37	C283T	35	C775	42
C1971N	35	C2483	37	C292S	36	C777	42, 48
C1972	35	C2483N	37	C293S	36	C8621	43
C1972N	35	C2486	36	C313L1	40	C863	43
C1973	35	C2486N	36	C313L1N	40	C865	43
C1973N	35	C2501	37	C313L3	40	C866	43
C1974	35	C2501N	37	C313L3N	40	C867	43, 46, 47, 48
C1974N	35	C2503	37	C313L6	40	C8824B	43
C1975	35	C2503N	37	C313L6N	40	C8824F	43
C1975N	35	C2506	37	C313R1	40	C8824M	43
C1976	35	C2506N	37	C313R1N	40	C8830B	43
C1976N	35	C2511	37	C313R3	40	C8830F	43
C2401	37	C2511N	37	C313R3N	40	C8830M	43
C2401N	37	C2513	37	C313R6	40	C88MKEYH	43
C2403	37	C2513N	37	C313R6N	40	CA2PHHT	101, 283
C2403N	37	C2516	37	C343L1	40	CA2PHT	101, 283
C2406	36	C2521	37	C343L1N	40	CA2PLHT	101, 283
C2411	37	C2521N	37	C343L3	40	CA2PLT	101, 283
C2411N	37	C2523	37	C343L3N	40	CA30RHBHT	101
C2413	37	C2523N	37	C343L6	40, 48	CA30RHBT	101
C2413N	37	C2526	37	C343L6N	40	CA30RHSHT	102
C2416	36	C2526N	37	C343R1	40, 46, 47, 48	CA30RHST	102
C2416N	36	C2531	37, 47	C343R1N	40	CA30RLBHT	101
C2421	37	C2531N	37	C343R3	40	CA30RLBT	101
C2421N	37	C2533	37	C343R3N	40	CA30RLSHT	102
C2423	37	C2533N	37	C343R6	40	CA30RLST	102
C2423N	37	C2536	37	C343R6N	40	CA30SHBHT	101
C2426	36	C2536N	37	C36A	36	CA30SHBT	101
C2426N	36	C2541	37	C36T	39	CA30SHSHT	102
C2431	37	C2541N	37	C36TR	39	CA30SHST	102
C2431N	37	C2543	37	C42A	36	CA30SLBHT	101
C2433	37	C2543N	37	C483L	41, 46, 48	CA30SLBT	101
C2433	45	C2546	37	C483LN	41	CA30SLSHT	102
C2433N	37	C2551	37	C483R	41	CA30SLST	102
C2436	36	C2551N	37	C483RN	41	CA36RHBHT	101
C2436N	36	C2553	37	C48A	36, 48	CA36RHBT	101
C2441	37	C2553N	37	C48T	39	CA36RHSHT	102
C2441N	37	C2556	37	C48TR	39, 48	CA36RHST	102
C2443	37	C2556N	37	C515	39	CA36RLBHT	101
C2443N	37	C2561	37	C523	39	CA36RLBT	101
C2446	36	C2561N	37	C542	38, 46	CA36RLSHT	102
C2446N	36	C2563	37	C542N	38	CA36RLST	102
C2451	37	C2563N	37	C552	38	CA36SHBHT	101
C2451N	37	C2566	37	C583	38	CA36SHBT	101
C2453	37	C2571	37	C593	38	CA36SHSHT	102
C2453N	37	C2571N	37	C625	40	CA36SHST	102
C2456	36	C2573	37	C627	40	CA36SLBHT	101
C2456N	36	C2573N	37	C673	40, 46	CA36SLBT	101
C2461	37	C2576	37, 46	C685	40	CA36SLSHT	102
C2461N	37	C2581	37	C7421	42	CA36SLST	102
C2463	37	C2581N	37	C743	42	CA3PHHT	102, 283
C2463N	37	C2583	37	C745	42	CA3PHT	102, 283
C2466	36	C2583N	37	C746	42	CA3PLHT	102, 283
C2466N	36	C281N	36	C747	42, 46, 47	CA3PLT	102, 283
C2471	37, 46	C281S	35	C7621	42	CA42RHBHT	101
C2471N	37	C281T	35	C763	42	CA42RHBT	101
C2473	37, 46	C282N	36	C765	42	CA42RHSHT	102
C2473N	37	C282S	35	C766	42	CA42RHST	102
C2476	36	C282T	35, 47, 48	C767	42	CA42RLBHT	101
C2476N	36	C283N	36	C7721	42	CA42RLBT	101

Office Suites
Seating
Tables & Desks
Meeting Essentials
Personal Organization
Ergonomics
High Density Storage
Storage & Filing
Facilities
Technology Furniture
Art & Engineering
Education
K-12
SAFE Collection Addendum

Model No.	Page	Model No.	Page	Model No.	Page	Model No.	Page
CA42RLSHT	102	CST4	46	EF1276L	159	EF2486T	159
CA42RLST	102	CST5	47	EF1276OP	159	EF2497CP	163
CAFR18B	101, 283	CST7	47	EF1276T	159	EF2497L	159
CC01	182	CST8	47	EF1286L	159	EF2497OP	159
CCUC	182	CST9	48	EF1286OP	159	EF2497T	159
CC06	182	CTC120	107	EF1286T	159	EF24CS	161, 169
CC08	183	CTC120P	107	EF1297L	159	EF3002KP	162
CC10	183	CTC72	107	EF1297OP	159	EF3006KP	162
CC11	183	CTC72P	107	EF1543L	159	EF3011SSB	162, 169
CCL18C	183	CTC84	107	EF1543OP	159	EF3011SSPT	162
CCL36C	183	CTC84P	107	EF1543T	159	EF3012S	160
CCTK	183	CTC96	107	EF1565L	159	EF3012U	160
CHA29TRBL	100	CTC96P	107	EF1565OP	159	EF3012U18GA	161
CHA29TRBL	100	CTMB	109	EF1576L	159	EF3015S	160
CHA29XBL	100	CTRND	107	EF1576OP	159	EF3015U	160
CHA29XBL	100	CTW72AP	107	EF1576T	159	EF3018U	160
CHA42TRBL	100	CTW72SP	107	EF1586L	159	EF3018U18GA	161, 169
CHA42TRBL	100	CTW84SP	107	EF1586OP	159	EF3024S	160
CHA42XBL	100	CTWP	107	EF1586T	159	EF3024U	160
CHA42XBL	100	D09GS03	173, 175	EF1597L	159	EF3024U18GA	161
CHARND3029TRSLDSWT	100	D09GS10	173, 175	EF1597OP	159	EF3030S	160
CHARND3029TRSLDSWT	100	EC48FB	110	EF1597T	159	EF3030U	160
CHARND3029X	100	EC48FJB	110	EF1843L	159	EF3030U18GA	161
CHARND3042TR	100	EC48FJS	110	EF1843OP	159	EF3036U18GA	161, 169
CHARND3042X	100	EC48FS	110	EF1843T	159	EF3043CP	163
CHARND30	100	EC48UB	110	EF1865L	159	EF3043L	159
CHARND3629TR	100	EC48UDB	110	EF1865OP	159	EF3065BP	163
CHARND3629X	100	EC54FB	110	EF1865T	159	EF3065CP	163
CHARND3642TR	100	EC54FS	110	EF1876L	159	EF3065L	159
CHARND3642X	100	EC60FB	110	EF1876OP	159	EF3065OP	159
CHARND36	100	EC60FDB	110	EF1876T	159	EF3076BP	163
CHASQ3029TR	100	EC60FDS	110	EF1886L	159	EF3076CP	163
CHASQ3029X	100	EC60FJB	110	EF1886OP	159	EF3076L	159
CHASQ3042TR	100	EC60FJS	110	EF1886T	159	EF3076OP	159
CHASQ3042X	100	EC60FS	110	EF1897L	159	EF3086BP	163
CHASQ30	100	EC60UB	110	EF1897OP	159	EF3086CP	163
CHASQ3629TR	100	EC60UDB	110	EF1897T	159	EF3086L	159
CHASQ3629X	100	EC66FB	110	EF2411SSB	162, 169	EF3086OP	159
CHASQ3642TR	100	EC66FS	110	EF2411SSPT	162	EF3097BP	163
CHASQ3642X	100	EC66UB	110	EF2412S	160	EF3097CP	163
CHASQ36	100	EC72FB	110	EF2412U	160	EF3097L	159
CL15	41	EC72FDB	110	EF2415S	160	EF3097OP	159
CL24	41	EC72FDS	110	EF2415U	160	EF3097T	159
CL30	41	EC72FJB	110	EF2418U	160	EF30CS	161, 169
CLCK19	43	EC72FJS	110	EF2424S	160	EF30RS	162
CMT12MAH	107	EC72FS	110	EF2424U	160	EF3602KP	162
CMT12PMAH	107	EC72UB	110	EF2430U	160	EF3606KP	162
CMT14MAH	107	EC72UDB	110	EF2443CP	163	EF3609S	160
CMT14PCRY	107	ECB	110	EF2443L	159	EF3609U	160
CS2RC	45	ECG	110	EF2443OP	159	EF3611SSB	162, 169
CS2RS30	45	ECH	110	EF2465BP	163	EF3611SSPT	162
CS2RS78	45	ECS	110	EF2465CP	163	EF3612S	160
CSH20	53, 237, 247	ECX	110	EF2465L	159	EF3612S18GA	161
CST10	48	EF0976L	159	EF2465OP	159	EF3612U	160
CST14	48	EF0986L	159	EF2476CP	163	EF3612U18GA	161
CST2	46	EF0986OP	159	EF2476L	159	EF3615S	160
CST24	48	EF1243L	159	EF2476OP	159	EF3615S18GA	161
CST25	45	EF1243OP	159	EF2476T	159	EF3615U	160
CST26	45	EF1265L	159	EF2486CP	163	EF3615U18GA	161
CST27	45	EF1265OP	159	EF2486L	159	EF3618S	160
CST3	46	EF1265T	159	EF2486OP	159	EF3618S18GA	161

Office Suites
Seating
Tables & Desks
Meeting Essentials
Personal Organization
Ergonomics
High Density Storage
Storage & Filing
Facilities
Technology Furniture
Art & Engineering
K-12 Education
SAFE Collection Addendum

Model No.	Page	Model No.	Page	Model No.	Page	Model No.	Page
EF3618U	160	EF4812U	160	EFL2418868S	157	EFL3018979SDV	158
EF3618U18GA	161, 169	EF4812U18GA	161	EFL2418868SDV	157	EFL3024433S	154
EF3624S	160	EF4815S	160	EFL2418979S	158	EFL3024433SDV	154
EF3624S18GA	161	EF4815U	160	EFL2418979SDV	158	EFL3024656S	155
EF3624U	160	EF4815U18GA	161	EFL2424433S	154	EFL3024656SDV	155
EF3624U18GA	161	EF4818S	160	EFL2424433SDV	154	EFL3024767S	156
EF3630S	160	EF4818U	160	EFL2424656S	155	EFL3024767SDV	156
EF3630U	160	EF4818U18GA	161, 169	EFL2424656SDV	155	EFL3024868S	157
EF3630U18GA	161	EF4824S	160	EFL2424767S	156	EFL3024868SDV	157
EF3636U18GA	161, 169	EF4824U	160	EFL2424767SDV	156	EFL3024979S	158
EF3643BP	163	EF4824U18GA	161	EFL2424868S	157	EFL3024979SDV	158
EF3643CP	163	EF4830S	160	EFL2424868SDV	157	EFL3030433S	154
EF3665BP	163	EF4830U	160	EFL2424979S	158	EFL3030433SDV	154
EF3665CP	163	EF4830U18GA	161	EFL2424979SDV	158	EFL3030656S	155
EF3676BP	163	EF4836U18GA	161, 169	EFL2430433S	154	EFL3030656SDV	155
EF3676CP	163	EF4843BP	163	EFL2430433SDV	154	EFL3030767S	156
EF3686BP	163	EF4843CP	163	EFL2430656S	155	EFL3030767SDV	156
EF3686CP	163	EF4865BP	163	EFL2430656SDV	155	EFL3030868S	157
EF3697BP	163	EF4865CP	163	EFL2430767S	156	EFL3030868SDV	157
EF3697CP	163	EF4876BP	163	EFL2430767SDV	156	EFL3030979S	158
EF36CS	161, 169	EF4876CP	163	EFL2430868S	157	EFL3030979SDV	158
EF36RS	162	EF4886BP	163	EFL2430868SDV	157	EFL3609656S	155
EF4202KP	162	EF4886CP	163	EFL2430979S	158	EFL3609656SDV	155
EF4206KP	162	EF4897BP	163	EFL2430979SDV	158	EFL3609767S	156
EF4209U	160	EF4897CP	163	EFL3009656S	155	EFL3609767SDV	156
EF4211SSB	162, 169	EF48CS	161, 169	EFL3009656SDV	155	EFL3609868S	157
EF4211SSPT	162	EF48RS	162	EFL3009767S	156	EFL3609868SDV	157
EF4212S	160	EFL2409656S	155	EFL3009767SDV	156	EFL3609979S	158
EF4212U	160	EFL2409656SDV	155	EFL3009868S	157	EFL3609979SDV	158
EF4215S	160	EFL2409767S	156	EFL3009868SDV	157	EFL3612433S	154
EF4215S18GA	161	EFL2409767SDV	156	EFL3009979S	158	EFL3612433SDV	154
EF4215U	160	EFL2409868S	157	EFL3009979SDV	158	EFL3612656S	155
EF4215U18GA	161	EFL2409868SDV	157	EFL3012433S	154	EFL3612656SDV	155
EF4218U	160	EFL2409979S	158	EFL3012433SDV	154	EFL3612767S	156
EF4218U18GA	161, 169	EFL2409979SDV	158	EFL3012656S	155	EFL3612767SDV	156
EF4224S	160	EFL2412433S	154	EFL3012656SDV	155	EFL3612868S	157
EF4224U	160	EFL2412433SDV	154	EFL3012767S	156	EFL3612868SDV	157
EF4224U18GA	161	EFL2412656S	155	EFL3012767SDV	156	EFL3612979S	158
EF4230S	160	EFL2412656SDV	155	EFL3012868S	157	EFL3612979SDV	158
EF4230U	160	EFL2412767S	156	EFL3012868SDV	157	EFL3615433S	154
EF4230U18GA	161	EFL2412767SDV	156	EFL3012979S	158	EFL3615433SDV	154
EF4236U18GA	161, 169	EFL2412868S	157	EFL3012979SDV	158	EFL3615656S	155
EF4243CP	163	EFL2412868SDV	157	EFL3015433S	154	EFL3615656SDV	155
EF4265BP	163	EFL2412979S	158	EFL3015433SDV	154	EFL3615767S	156
EF4265CP	163	EFL2412979SDV	158	EFL3015656S	155	EFL3615767SDV	156
EF4276BP	163	EFL2415433S	154	EFL3015656SDV	155	EFL3615868S	157
EF4276CP	163	EFL2415433SDV	154	EFL3015767S	156	EFL3615868SDV	157
EF4286BP	163	EFL2415656S	155	EFL3015767SDV	156	EFL3615979S	158
EF4286CP	163	EFL2415656SDV	155	EFL3015868S	157	EFL3615979SDV	158
EF4297BP	163	EFL2415767S	156	EFL3015868SDV	157	EFL3618433S	154
EF4297CP	163	EFL2415767SDV	156	EFL3015979S	158	EFL3618433SDV	154
EF42CS	161, 169	EFL2415868S	157	EFL3015979SDV	158	EFL3618656S	155
EF42RS	162	EFL2415868SDV	157	EFL3018433S	154	EFL3618656SDV	155
EF4802KP	162	EFL2415979S	158	EFL3018433SDV	154	EFL3618767S	156
EF4806KP	162	EFL2415979SDV	158	EFL3018656S	155	EFL3618767SDV	156
EF4809S	160	EFL2418433S	154	EFL3018656SDV	155	EFL3618868S	157
EF4809U	160	EFL2418433SDV	154	EFL3018767S	156	EFL3618868SDV	157
EF4811SSB	162, 169	EFL2418656S	155	EFL3018767SDV	156	EFL3618979S	158
EF4811SSPT	162	EFL2418656SDV	155	EFL3018868S	157	EFL3618979SDV	158
EF4812S	160	EFL2418767S	156	EFL3018868SDV	157	EFL3624433S	154
EF4812S18GA	161	EFL2418767SDV	156	EFL3018979S	158	EFL3624433SDV	154

Office Suites
Seating
Tables & Desks
Meeting Essentials
Personal Organization
Ergonomics
High Density Storage
Storage & Filing
Facilities
Technology Furniture
Art & Engineering
Education
SAFE Collection Addendum

Model No.	Page	Model No.	Page	Model No.	Page	Model No.	Page
EFL3624656S	155	EFL4224767SDV	156	EFL4824979S	158	EFO2430433ADV	154
EFL3624656SDV	155	EFL4224868S	157	EFL4824979SDV	158	EFO2430656A	155
EFL3624767S	156	EFL4224868SDV	157	EFL4830433S	154	EFO2430656ADV	155
EFL3624767SDV	156	EFL4224979S	158	EFL4830433SDV	154	EFO2430767A	156
EFL3624868S	157	EFL4224979SDV	158	EFL4830656S	155	EFO2430767ADV	156
EFL3624868SDV	157	EFL4230433S	154	EFL4830656SDV	155	EFO2430868A	157
EFL3624979S	158	EFL4230433SDV	154	EFL4830767S	156	EFO2430868ADV	157
EFL3624979SDV	158	EFL4230656S	155	EFL4830767SDV	156	EFO2430979A	158
EFL3630433S	154	EFL4230656SDV	155	EFL4830868S	157	EFO2430979ADV	158
EFL3630433SDV	154	EFL4230767S	156	EFL4830868SDV	157	EFO3009656A	155
EFL3630656S	155	EFL4230767SDV	156	EFL4830979S	158	EFO3009656ADV	155
EFL3630656SDV	155	EFL4230868S	157	EFL4830979SDV	158	EFO3009767A	156
EFL3630767S	156	EFL4230868SDV	157	EFO2409656A	155	EFO3009767ADV	156
EFL3630767SDV	156	EFL4230979S	158	EFO2409656ADV	155	EFO3009868A	157
EFL3630868S	157	EFL4230979SDV	158	EFO2409767A	156	EFO3009868ADV	157
EFL3630868SDV	157	EFL4809656S	155	EFO2409767ADV	156	EFO3009979A	158
EFL3630979S	158	EFL4809656SDV	155	EFO2409868A	157	EFO3009979ADV	158
EFL3630979SDV	158	EFL4809767S	156	EFO2409868ADV	157	EFO3012433A	154
EFL4209656S	155	EFL4809767SDV	156	EFO2409979A	158	EFO3012433ADV	154
EFL4209656SDV	155	EFL4809868S	157	EFO2409979ADV	158	EFO3012656A	155
EFL4209767S	156	EFL4809868SDV	157	EFO2412433A	154	EFO3012656ADV	155
EFL4209767SDV	156	EFL4809979S	158	EFO2412433ADV	154	EFO3012767A	156
EFL4209868S	157	EFL4809979SDV	158	EFO2412656A	155	EFO3012767ADV	156
EFL4209868SDV	157	EFL4812433S	154	EFO2412656ADV	155	EFO3012868A	157
EFL4209979S	158	EFL4812433SDV	154	EFO2412767A	156	EFO3012868ADV	157
EFL4209979SDV	158	EFL4812656S	155	EFO2412767ADV	156	EFO3012979A	158
EFL4212433S	154	EFL4812656SDV	155	EFO2412868A	157	EFO3012979ADV	158
EFL4212433SDV	154	EFL4812767S	156	EFO2412868ADV	157	EFO3015433A	154
EFL4212656S	155	EFL4812767SDV	156	EFO2412979A	158	EFO3015433ADV	154
EFL4212656SDV	155	EFL4812868S	157	EFO2412979ADV	158	EFO3015656A	155
EFL4212767S	156	EFL4812868SDV	157	EFO2415433A	154	EFO3015656ADV	155
EFL4212767SDV	156	EFL4812979S	158	EFO2415433ADV	154	EFO3015767A	156
EFL4212868S	157	EFL4812979SDV	158	EFO2415656A	155	EFO3015767ADV	156
EFL4212868SDV	157	EFL4815433S	154	EFO2415656ADV	155	EFO3015868A	157
EFL4212979S	158	EFL4815433SDV	154	EFO2415767A	156	EFO3015868ADV	157
EFL4212979SDV	158	EFL4815656S	155	EFO2415767ADV	156	EFO3015979A	158
EFL4215433S	154	EFL4815656SDV	155	EFO2415868A	157	EFO3015979ADV	158
EFL4215433SDV	154	EFL4815767S	156	EFO2415868ADV	157	EFO3018433A	154
EFL4215656S	155	EFL4815767SDV	156	EFO2415979A	158	EFO3018433ADV	154
EFL4215656SDV	155	EFL4815868S	157	EFO2415979ADV	158	EFO3018656A	155
EFL4215767S	156	EFL4815868SDV	157	EFO2418433A	154	EFO3018656ADV	155
EFL4215767SDV	156	EFL4815979S	158	EFO2418433ADV	154	EFO3018767A	156
EFL4215868S	157	EFL4815979SDV	158	EFO2418656A	155	EFO3018767ADV	156
EFL4215868SDV	157	EFL4818433S	154	EFO2418656ADV	155	EFO3018868A	157
EFL4215979S	158	EFL4818433SDV	154	EFO2418767A	156	EFO3018868ADV	157
EFL4215979SDV	158	EFL4818656S	155	EFO2418767ADV	156	EFO3018979A	158
EFL4218433S	154	EFL4818656SDV	155	EFO2418868A	157	EFO3018979ADV	158
EFL4218433SDV	154	EFL4818767S	156	EFO2418868ADV	157	EFO3024433A	154
EFL4218656S	155	EFL4818767SDV	156	EFO2418979A	158	EFO3024433ADV	154
EFL4218656SDV	155	EFL4818868S	157	EFO2418979ADV	158	EFO3024656A	155
EFL4218767S	156	EFL4818868SDV	157	EFO2424433A	154	EFO3024656ADV	155
EFL4218767SDV	156	EFL4818979S	158	EFO2424433ADV	154	EFO3024767A	156
EFL4218868S	157	EFL4818979SDV	158	EFO2424656A	155	EFO3024767ADV	156
EFL4218868SDV	157	EFL4824433S	154	EFO2424656ADV	155	EFO3024868A	157
EFL4218979S	158	EFL4824433SDV	154	EFO2424767A	156	EFO3024868ADV	157
EFL4218979SDV	158	EFL4824656S	155	EFO2424767ADV	156	EFO3024979A	158
EFL4224433S	154	EFL4824656SDV	155	EFO2424868A	157	EFO3024979ADV	158
EFL4224433SDV	154	EFL4824767S	156	EFO2424868ADV	157	EFO3030433A	154
EFL4224656S	155	EFL4824767SDV	156	EFO2424979A	158	EFO3030433ADV	154
EFL4224656SDV	155	EFL4824868S	157	EFO2424979ADV	158	EFO3030656A	155
EFL4224767S	156	EFL4824868SDV	157	EFO2430433A	154	EFO3030656ADV	155

Office Suites
Seating
Tables & Desks
Meeting Essentials
Personal Organization
Ergonomics
High Density Storage
Storage & Filing
Facilities
Technology Furniture
Art & Engineering
K-12 Education
SAFE Collection Addendum

Model No.	Page	Model No.	Page	Model No.	Page	Model No.	Page
EFO3030767A	156	EFO3630868ADV	157	EFO4809656A	155	EFPG36721DV	167
EFO3030767ADV	156	EFO3630979A	158	EFO4809656ADV	155	EFPG36732	167
EFO3030868A	157	EFO3630979ADV	158	EFO4809767A	156	EFPG367322	167
EFO3030868ADV	157	EFO4209656A	155	EFO4809767ADV	156	EFPG367322DV	167
EFO3030979A	158	EFO4209656ADV	155	EFO4809868A	157	EFPG36732DV	167
EFO3030979ADV	158	EFO4209767A	156	EFO4809868ADV	157	EFPG36743	167
EFO3609656A	155	EFO4209767ADV	156	EFO4809979A	158	EFPG367433	167
EFO3609656ADV	155	EFO4209868A	157	EFO4809979ADV	158	EFPG367433DV	167
EFO3609767A	156	EFO4209868ADV	157	EFO4812433A	154	EFPG36743DV	167
EFO3609767ADV	156	EFO4209979A	158	EFO4812433ADV	154	EFPG36821	167
EFO3609868A	157	EFO4209979ADV	158	EFO4812656A	155	EFPG368211	167
EFO3609868ADV	157	EFO4212433A	154	EFO4812656ADV	155	EFPG368211DV	167
EFO3609979A	158	EFO4212433ADV	154	EFO4812767A	156	EFPG36821DV	167
EFO3609979ADV	158	EFO4212656A	155	EFO4812767ADV	156	EFPG36832	167
EFO3612433A	154	EFO4212656ADV	155	EFO4812868A	157	EFPG368322	167
EFO3612433ADV	154	EFO4212767A	156	EFO4812868ADV	157	EFPG368322DV	167
EFO3612656A	155	EFO4212767ADV	156	EFO4812979A	158	EFPG36832DV	167
EFO3612656ADV	155	EFO4212868A	157	EFO4812979ADV	158	EFPG36843	167
EFO3612767A	156	EFO4212868ADV	157	EFO4815433A	154	EFPG368433	167
EFO3612767ADV	156	EFO4212979A	158	EFO4815433ADV	154	EFPG368433DV	167
EFO3612868A	157	EFO4212979ADV	158	EFO4815656A	155	EFPG36843DV	167
EFO3612868ADV	157	EFO4215433A	154	EFO4815656ADV	155	EFPG42721	167
EFO3612979A	158	EFO4215433ADV	154	EFO4815767A	156	EFPG427211	167
EFO3612979ADV	158	EFO4215656A	155	EFO4815767ADV	156	EFPG427211DV	167
EFO3615433A	154	EFO4215656ADV	155	EFO4815868A	157	EFPG42721DV	167
EFO3615433ADV	154	EFO4215767A	156	EFO4815868ADV	157	EFPG42732	167
EFO3615656A	155	EFO4215767ADV	156	EFO4815979A	158	EFPG427322	167
EFO3615656ADV	155	EFO4215868A	157	EFO4815979ADV	158	EFPG427322DV	167
EFO3615767A	156	EFO4215868ADV	157	EFO4818433A	154	EFPG42732DV	167
EFO3615767ADV	156	EFO4215979A	158	EFO4818433ADV	154	EFPG42743	167
EFO3615868A	157	EFO4215979ADV	158	EFO4818656A	155	EFPG427433	167
EFO3615868ADV	157	EFO4218433A	154	EFO4818656ADV	155	EFPG427433DV	167
EFO3615979A	158	EFO4218433ADV	154	EFO4818767A	156	EFPG42743DV	167
EFO3615979ADV	158	EFO4218656A	155	EFO4818767ADV	156	EFPG42821	167
EFO3618433A	154	EFO4218656ADV	155	EFO4818868A	157	EFPG428211	167
EFO3618433ADV	154	EFO4218767A	156	EFO4818868ADV	157	EFPG428211DV	167
EFO3618656A	155	EFO4218767ADV	156	EFO4818979A	158	EFPG42821DV	167
EFO3618656ADV	155	EFO4218868A	157	EFO4818979ADV	158	EFPG42832	167
EFO3618767A	156	EFO4218868ADV	157	EFO4824433A	154	EFPG428322	167
EFO3618767ADV	156	EFO4218979A	158	EFO4824433ADV	154	EFPG428322DV	167
EFO3618868A	157	EFO4218979ADV	158	EFO4824656A	155	EFPG42832DV	167
EFO3618868ADV	157	EFO4224433A	154	EFO4824656ADV	155	EFPG42843	167
EFO3618979A	158	EFO4224433ADV	154	EFO4824767A	156	EFPG428433	167
EFO3618979ADV	158	EFO4224656A	155	EFO4824767ADV	156	EFPG428433DV	167
EFO3624433A	154	EFO4224656ADV	155	EFO4824868A	157	EFPG42843DV	167
EFO3624433ADV	154	EFO4224767A	156	EFO4824868ADV	157	EFPL36721	166
EFO3624656A	155	EFO4224767ADV	156	EFO4824979A	158	EFPL367211	166
EFO3624656ADV	155	EFO4224868A	157	EFO4824979ADV	158	EFPL367211DV	166
EFO3624767A	156	EFO4224868ADV	157	EFO4830433A	154	EFPL36721DV	166
EFO3624767ADV	156	EFO4224979A	158	EFO4830433ADV	154	EFPL36732	166
EFO3624868A	157	EFO4224979ADV	158	EFO4830656A	155	EFPL367322	166
EFO3624868ADV	157	EFO4230433A	154	EFO4830656ADV	155	EFPL367322DV	166
EFO3624979A	158	EFO4230433ADV	154	EFO4830767A	156	EFPL36732DV	166
EFO3624979ADV	158	EFO4230656A	155	EFO4830767ADV	156	EFPL36743	166
EFO3630433A	154	EFO4230656ADV	155	EFO4830868A	157	EFPL367433	166
EFO3630433ADV	154	EFO4230767A	156	EFO4830868ADV	157	EFPL367433DV	166
EFO3630656A	155	EFO4230767ADV	156	EFO4830979A	158	EFPL36743DV	166
EFO3630656ADV	155	EFO4230868A	157	EFO4830979ADV	158	EFPL36821	166
EFO3630767A	156	EFO4230868ADV	157	EFPG36721	167	EFPL368211	166
EFO3630767ADV	156	EFO4230979A	158	EFPG367211	167	EFPL368211DV	166
EFO3630868A	157	EFO4230979ADV	158	EFPG367211DV	167	EFPL36821DV	166

Model No.	Page	Model No.	Page	Model No.	Page	Model No.	Page
EFPL36832	166	EFT2415868ADV	157	EFT3018433A	154	EFT3618656ADV	155
EFPL368322	166	EFT2415979A	158	EFT3018433ADV	154	EFT3618767A	156
EFPL368322DV	166	EFT2415979ADV	158	EFT3018656A	155	EFT3618767ADV	156
EFPL36832DV	166	EFT2418433A	154	EFT3018656ADV	155	EFT3618868A	157
EFPL36843	166	EFT2418433ADV	154	EFT3018767A	156	EFT3618868ADV	157
EFPL368433	166	EFT2418656A	155	EFT3018767ADV	156	EFT3618979A	158
EFPL368433DV	166	EFT2418656ADV	155	EFT3018868A	157	EFT3618979ADV	158
EFPL36843DV	166	EFT2418767A	156	EFT3018868ADV	157	EFT3624433A	154
EFPL42721	166	EFT2418767ADV	156	EFT3018979A	158	EFT3624433ADV	154
EFPL427211	166	EFT2418868A	157	EFT3018979ADV	158	EFT3624656A	155
EFPL427211DV	166	EFT2418868ADV	157	EFT3024433A	154	EFT3624656ADV	155
EFPL42721DV	166	EFT2418979A	158	EFT3024433ADV	154	EFT3624767A	156
EFPL42732	166	EFT2418979ADV	158	EFT3024656A	155	EFT3624767ADV	156
EFPL427322	166	EFT2424433A	154	EFT3024656ADV	155	EFT3624868A	157
EFPL427322DV	166	EFT2424433ADV	154	EFT3024767A	156	EFT3624868ADV	157
EFPL42732DV	166	EFT2424656A	155	EFT3024767ADV	156	EFT3624979A	158
EFPL42743	166	EFT2424656ADV	155	EFT3024868A	157	EFT3624979ADV	158
EFPL427433	166	EFT2424767A	156	EFT3024868ADV	157	EFT3630433A	154
EFPL427433DV	166	EFT2424767ADV	156	EFT3024979A	158	EFT3630433ADV	154
EFPL42743DV	166	EFT2424868A	157	EFT3024979ADV	158	EFT3630656A	155
EFPL42821	166	EFT2424868ADV	157	EFT3030433A	154	EFT3630656ADV	155
EFPL428211	166	EFT2424979A	158	EFT3030433ADV	154	EFT3630767A	156
EFPL428211DV	166	EFT2424979ADV	158	EFT3030656A	155	EFT3630767ADV	156
EFPL42821DV	166	EFT2430433A	154	EFT3030656ADV	155	EFT3630868A	157
EFPL42832	166	EFT2430433ADV	154	EFT3030767A	156	EFT3630868ADV	157
EFPL428322	166	EFT2430656A	155	EFT3030767ADV	156	EFT3630979A	158
EFPL428322DV	166	EFT2430656ADV	155	EFT3030868A	157	EFT3630979ADV	158
EFPL42832DV	166	EFT2430767A	156	EFT3030868ADV	157	EFT4209656A	155
EFPL42843	166	EFT2430767ADV	156	EFT3030979A	158	EFT4209656ADV	155
EFPL428433	166	EFT2430868A	157	EFT3030979ADV	158	EFT4209767A	156
EFPL428433DV	166	EFT2430868ADV	157	EFT3609656A	155	EFT4209767ADV	156
EFPL42843DV	166	EFT2430979A	158	EFT3609656ADV	155	EFT4209868A	157
EFPL42843ADV	166	EFT2430979ADV	158	EFT3609767A	156	EFT4209868ADV	157
EFSR3676410A	164	EFT2430979ADV	158	EFT3609767ADV	156	EFT4209979A	158
EFSR3676410S	164	EFT3009656A	155	EFT3609868A	157	EFT4209979ADV	158
EFSR367676A	164	EFT3009656ADV	155	EFT3609868ADV	157	EFT4212433A	154
EFSR367676S	164	EFT3009767A	156	EFT3609979A	158	EFT4212433ADV	154
EFT2409656A	155	EFT3009767ADV	156	EFT3612433A	154	EFT4212656A	155
EFT2409656ADV	155	EFT3009868A	157	EFT3612433ADV	154	EFT4212767A	156
EFT2409767A	156	EFT3009868ADV	157	EFT3612656A	155	EFT4212767ADV	156
EFT2409767ADV	156	EFT3009979A	158	EFT3612656ADV	155	EFT4212868A	157
EFT2409868A	157	EFT3009979ADV	158	EFT3612767A	156	EFT4212868ADV	157
EFT2409868ADV	157	EFT3012433A	154	EFT3612767ADV	156	EFT4212979A	158
EFT2409979A	158	EFT3012433ADV	154	EFT3612868A	157	EFT4212979ADV	158
EFT2409979ADV	158	EFT3012656A	155	EFT3612868ADV	157	EFT4215433A	154
EFT2412433A	154	EFT3012656ADV	155	EFT3612979A	158	EFT4215433ADV	154
EFT2412433ADV	154	EFT3012767A	156	EFT3612979ADV	158	EFT4215656A	155
EFT2412656A	155	EFT3012767ADV	156	EFT3615433A	154	EFT4215656ADV	155
EFT2412656ADV	155	EFT3012868A	157	EFT3615433ADV	154	EFT4215767A	156
EFT2412767A	156	EFT3012868ADV	157	EFT3615656A	155	EFT4215767ADV	156
EFT2412767ADV	156	EFT3012979A	158	EFT3615656ADV	155	EFT4215868A	157
EFT2412868A	157	EFT3012979ADV	158	EFT3615767A	156	EFT4215868ADV	157
EFT2412868ADV	157	EFT3015433A	154	EFT3615767ADV	156	EFT4215979A	158
EFT2412979A	158	EFT3015433ADV	154	EFT3615868A	157	EFT4215979ADV	158
EFT2412979ADV	158	EFT3015656A	155	EFT3615868ADV	157	EFT4218433A	154
EFT2415433A	154	EFT3015656ADV	155	EFT3615979A	158	EFT4218433ADV	154
EFT2415433ADV	154	EFT3015767A	156	EFT3615979ADV	158	EFT4218656A	155
EFT2415656A	155	EFT3015767ADV	156	EFT3618433A	154	EFT4218656ADV	155
EFT2415656ADV	155	EFT3015868A	157	EFT3618433ADV	154	EFT4218767A	156
EFT2415767A	156	EFT3015868ADV	157	EFT3618656A	155	EFT4218767ADV	156
EFT2415767ADV	156	EFT3015979A	158				
EFT2415868A	157	EFT3015979ADV	158				

Office Suites
Seating
Tables & Desks
Meeting Essentials
Personal Organization
Ergonomics
High Density Storage
Storage & Filing
Facilities
Technology Furniture
Art & Engineering
K-12 Education
SAFE Collection Addendum

Model No.	Page	Model No.	Page	Model No.	Page	Model No.	Page
EFT4218868A	157	EFT4818979ADV	158	EX485S	169	F740USBB	110
EFT4218868ADV	157	EFT4824433A	154	EXL2418865S	168	F740USBW	110
EFT4218979A	158	EFT4824433ADV	154	EXL2418865SDV	168	F890	111
EFT4218979ADV	158	EFT4824656A	155	EXL2436865S	168	FF521	179
EFT4224433A	154	EFT4824656ADV	155	EXL2436865SDV	168	FF5322	179
EFT4224433ADV	154	EFT4824767A	156	EXL3018865S	168	FF532K	179
EFT4224656A	155	EFT4824767ADV	156	EXL3018865SDV	168	FF543	179
EFT4224656ADV	155	EFT4824868A	157	EXL3036865S	168	FF621	179
EFT4224767A	156	EFT4824868ADV	157	EXL3036865SDV	168	FF632	179
EFT4224767ADV	156	EFT4824979A	158	EXL3618865S	168	FF6322	179
EFT4224868A	157	EFT4824979ADV	158	EXL3618865SDV	168	FF6322K	179
EFT4224868ADV	157	EFT4830433A	154	EXL3636865S	168	FF632K	179
EFT4224979A	158	EFT4830433ADV	154	EXL3636865SDV	168	FF7211	179
EFT4224979ADV	158	EFT4830656A	155	EXL4218865S	168	FF721K	179
EFT4230433A	154	EFT4830656ADV	155	EXL4218865SDV	168	FF732	179
EFT4230433ADV	154	EFT4830767A	156	EXL4236865S	168	FF7322	179
EFT4230656A	155	EFT4830767ADV	156	EXL4236865SDV	168	FF743	179
EFT4230656ADV	155	EFT4830868A	157	EXL4818865S	168	FF743K	179
EFT4230767A	156	EFT4830868ADV	157	EXL4818865SDV	168	FFD	179
EFT4230767ADV	156	EFT4830979A	158	EXL4836865S	168	FFD5	179
EFT4230868A	157	EFT4830979ADV	158	EXL4836865SDV	168	FFD5K	179
EFT4230868ADV	157	EML3652X	152	EXT2418865A	168	FFD6	179
EFT4230979A	158	EML3653X	152	EXT2418865ADV	168	FFD6K	179
EFT4230979ADV	158	EML3654X	152	EXT2436865A	168	FFD7	179
EFT4809656A	155	EML3672G	152	EXT2436865ADV	168	FFD7K	179
EFT4809656ADV	155	EML3672L	151	EXT3018865A	168	FFDMK	179
EFT4809767A	156	EML3673G	152	EXT3018865ADV	168	FFR-1000	88, 146
EFT4809767ADV	156	EML3673L	151	EXT3036865A	168	FH3621	174
EFT4809868A	157	EML3674G	152	EXT3036865ADV	168	FH3632	174
EFT4809868ADV	157	EML3674L	151	EXT3618865A	168	FH36322	174
EFT4809979A	158	EML4852X	152	EXT3618865ADV	168	FH3643	174
EFT4809979ADV	158	EML4853X	152	EXT3636865A	168	FH36433	174
EFT4812433A	154	EML4854X	152	EXT3636865ADV	168	FH4232	174
EFT4812433ADV	154	EML4872G	152	EXT4218865A	168	FH48433	174
EFT4812656A	155	EML4872L	151	EXT4218865ADV	168	FPALOCK	164
EFT4812656ADV	155	EML4873G	152	EXT4236865A	168	FPALOCKA	164
EFT4812767A	156	EML4873L	151	EXT4236865ADV	168	FPALOCKB	164
EFT4812767ADV	156	EML4874G	152	EXT4818865A	168	FPALOCKC	164
EFT4812868A	157	EML4874L	151	EXT4818865ADV	168	FPALOCKD	164
EFT4812868ADV	157	EML7272G	152	EXT4836865A	168	GLCHAIR4	67, 68
EFT4812979A	158	EML7272L	151	EXT4836865ADV	168	GMT1	54
EFT4812979ADV	158	EML7273G	152	EZDP	145, 248	GMT2	54
EFT4815433A	154	EML7273L	151	EZKC1	145, 255	HACK	123
EFT4815433ADV	154	EML7274G	152	EZKC2	145, 255	HADC	123
EFT4815656A	155	EML7274L	151	EZSCK	54	HADJ18303GR	98, 282
EFT4815656ADV	155	EML9672L	151	EZTTM	53	HADJ18304GR	98, 282
EFT4815767A	156	EML9673L	151	EZTTM	111	HADJ29443GR	98, 282
EFT4815767ADV	156	EML9674L	151	F09DV24	162	HADJ29444GR	98, 282
EFT4815868A	157	ESC2B	80	F09DV6	162	HLT302	44, 181
EFT4815868ADV	157	ESS2B	80	F12DV24	162	HLT303	44, 181
EFT4815979A	158	EX3018S	169	F12DV6	162, 177	HLT304	44, 181
EFT4815979ADV	158	EX3036S	169	F15DV24	162	HLT305	44, 181
EFT4818433A	154	EX305S	169	F15DV24	162	HLT362	44, 181
EFT4818433ADV	154	EX3618S	169	F15DV6	162, 177	HLT363	44, 181
EFT4818656A	155	EX3636S	169	F15SRA	162	HLT364	44, 181
EFT4818656ADV	155	EX365S	169	F18SRA	162, 169	HLT365	44, 181
EFT4818767A	156	EX4218S	169	F24SRA	162	HLT422	44, 181
EFT4818767ADV	156	EX4236S	169	F30SRA	162	HLT423	44, 181
EFT4818868A	157	EX425S	169	F36SRA	162, 169	HLT424	44, 181
EFT4818868ADV	157	EX4818S	169	F740	41, 54, 111	HLT425	44, 181
EFT4818979A	158	EX4836S	169	F740POW	110	HLTDV10	44, 181

Office Suites
Seating
Tables & Desks
Meeting Essentials
Personal Organization
Ergonomics
High Density Storage
Storage & Filing
Facilities
Technology Furniture
Art & Engineering
Education
SAFE Collection Addendum

Model No.	Page	Model No.	Page	Model No.	Page	Model No.	Page
HLTFBR4.....	44, 181	LD15S.....	52	LD2H.....	50	LD9.....	50
HMKEY.....	44, 181	LD15SBASE.....	52	LD2S.....	52	LD9BASE.....	50
HRND6030DRYEWG.....	98, 282	LD15SH.....	52	LD2SBASE.....	52	LD9H.....	50
HRND6030GYNAWG.....	98, 282	LD16.....	50	LD2SH.....	52	LD9S.....	52
KB3312D.....	180	LD16BASE.....	50	LD3.....	50	LD9SBASE.....	52
KB3312E.....	180	LD16H.....	50	LD30.....	51	LD9SH.....	52
KSX1SBBLK.....	67, 76	LD16S.....	52	LD30BASE.....	51	LDFH1.....	53
KTS1SGBLK.....	67	LD16SBASE.....	52	LD30H.....	51	LDFH2.....	53
KTS2SGBLK.....	67	LD16SH.....	52	LD31.....	51	LDPHS.....	53
KTS3SGBLK.....	67	LD17.....	50	LD31BASE.....	51	LDSPEDKITS5.....	53, 197
KTX1SBBLK.....	67	LD17BASE.....	50	LD31H.....	51	LDSPEDS5.....	53, 197
KTX2SBBLK.....	67	LD17H.....	50	LD32.....	51	LDSW48.....	53
KTX3SBBLK.....	67	LD17S.....	52	LD32BASE.....	51	LDSW60.....	53
LATH36521.....	181	LD17SBASE.....	52	LD32H.....	51	LDSW72.....	53
LATH365211.....	181	LD17SH.....	52	LD33.....	51	LDWB18.....	53
LATH36532.....	181	LD18.....	50	LD33BASE.....	51	LDWB24.....	53
LATH365322.....	181	LD18BASE.....	50	LD33H.....	51	LF1848HT.....	92
LATH36543.....	181	LD18H.....	50	LD34.....	51	LF1848T.....	92
LATH365433.....	181	LD18S.....	52	LD34BASE.....	51	LF1848TSFLK4.....	92
LATH42521.....	181	LD18SBASE.....	52	LD34H.....	51	LF1860HT.....	92
LATH425211.....	181	LD18SH.....	52	LD35.....	51	LF1860T.....	92
LATH42532.....	181	LD19.....	50	LD35BASE.....	51	LF1860TSFLK4.....	92
LATH425322.....	181	LD19BASE.....	50	LD35H.....	51	LF1872HT.....	92
LATH42543.....	181	LD19H.....	50	LD36.....	51	LF1872T.....	92
LATH425433.....	181	LD1BASE.....	50	LD36BASE.....	51	LF1872TSFLK4.....	92
LC24HT.....	92	LD1H.....	50	LD36H.....	51	LF2448HT.....	92
LC24T.....	92	LD1S.....	52	LD3BASE.....	50	LF2448T.....	92
LD1.....	50	LD1SBASE.....	52	LD3H.....	50	LF2448TSFLK4.....	92
LD10.....	50	LD1SH.....	52	LD3S.....	52	LF2460HT.....	92
LD10BASE.....	50	LD2.....	50	LD3SBASE.....	52	LF2460T.....	92, 93
LD10H.....	50	LD20.....	50	LD3SH.....	52	LF2460TSFLK4.....	92
LD10S.....	52	LD20BASE.....	50	LD4.....	50	LF2472HT.....	92
LD10SBASE.....	52	LD20H.....	50	LD4BASE.....	50	LF2472T.....	92
LD10SH.....	52	LD21.....	50	LD4H.....	50	LF2472TSFLK4.....	92
LD11.....	50	LD21BASE.....	50	LD4S.....	52	LP24HT.....	92
LD11BASE.....	50	LD21H.....	50	LD4SBASE.....	52	LP24T.....	92
LD11H.....	50	LD22.....	50	LD4SH.....	52	LT24HT.....	92
LD11S.....	52	LD22BASE.....	50	LD5.....	50	LT24T.....	92, 93
LD11SBASE.....	52	LD22H.....	50	LD5BASE.....	50	MC363030DH.....	231
LD11SH.....	52	LD23.....	50	LD5H.....	50	MC363030DH.....	231
LD12.....	50	LD23BASE.....	50	LD5S.....	52	MC363030H.....	231
LD12BASE.....	50	LD23H.....	50	LD5SBASE.....	52	MC483030DH.....	231
LD12H.....	50	LD24.....	50	LD5SH.....	52	MC483030H.....	231
LD12S.....	52	LD24BASE.....	50	LD6.....	50	MC603030DH.....	231
LD12SBASE.....	52	LD24H.....	50	LD6BASE.....	50	MC603030H.....	231
LD12SH.....	52	LD25.....	51	LD6H.....	50	MC723030DH.....	231
LD13.....	50	LD25BASE.....	51	LD6S.....	52	MC723030H.....	231
LD13BASE.....	50	LD25H.....	51	LD6SBASE.....	52	MCM.....	172
LD13H.....	50	LD26.....	51	LD6SH.....	52	MCM361.....	172
LD13S.....	52	LD26BASE.....	51	LD7.....	50	MCM421.....	172
LD13SBASE.....	52	LD26H.....	51	LD7BASE.....	50	MCM481.....	172
LD13SH.....	52	LD27.....	51	LD7H.....	50	MDV.....	172
LD14.....	50	LD27BASE.....	51	LD7S.....	52	MFD36.....	171
LD14BASE.....	50	LD27H.....	51	LD7SBASE.....	52	MFD4.....	171
LD14H.....	50	LD28.....	51	LD7SH.....	52	MFD42.....	171
LD14S.....	52	LD28BASE.....	51	LD8.....	50	MFD48.....	171
LD14SBASE.....	52	LD28H.....	51	LD8BASE.....	50	MixxVINYL.....	207
LD14SH.....	52	LD29.....	51	LD8H.....	50	ML222460.....	104
LD15.....	50	LD29BASE.....	51	LD8S.....	52	ML223060.....	104
LD15BASE.....	50	LD29H.....	51	LD8SBASE.....	52	ML322460.....	104
LD15H.....	50	LD2BASE.....	50	LD8SH.....	52	ML323060.....	104

Office Suites
Seating
Tables & Desks
Meeting Essentials
Personal Organization
Ergonomics
High Density Storage
Storage & Filing
Facilities
Technology Furniture
Art & Engineering
K-12 Education
SAFE Collection Addendum

Model No.	Page	Model No.	Page	Model No.	Page	Model No.	Page
MNBBFLDC	21, 24	MRDBF7236WAH	25	MVBQ2LDC	21	R125RP	108
MNBDGH3LDC	20	MRETSDD	27	MVLCDC	21, 24	R125RPN	108
MNBDGLGS	20	MRETWAH	27	MVLFDC	21, 24	R73BP	108
MNBDGLLDC	24	MRF362	172	MVFLGS	24	R73BPN	108
MNBDGLLGS	19	MRF422	172	NC10	109	R73RP	108
MNBDGRLGS	19	MRF482	172	NC12	109	R73RPN	108
MNC10LDC	22	MRGDCSDD	26	NC14	109	R73VP	108
MNC12LDC	22	MRGDCWAH	26	NC6	109	R73VPN	108
MNC14LDC	22	MRH12SDD	27	NC8	109	R84BP	108
MNC8LDC	22	MRH12WAH	27	NCR48	109	R84BPN	108
MNCNZ72LDC	24	MRH16STO	27	P3018HT	92	R84RP	108
MNCNZ72LGS	19	MRH16WAH	27	P3018HT	94	R84RPN	108
MNCR48LDC	22	MRHG72SDD	26, 28	P3018T	92, 94	R84VP	108
MND72LDC	24	MRHG72WAH	26	P3024HT	92, 94	R84VPN	108
MND72LGS	19	MRHTGD72SDD	26	P3024T	92, 93, 94, 95	R94BP	108
MNDS63	20	MRHTGD72WAH	26	P3030HT	94	R94BPN	108
MNDS63LGS	20	MRHTWD72SDD	26	P6018T	92, 94	R94RP	108
MNDS72	20	MRHTWD72WAH	26	P6024HT	92, 94	R94RPN	108
MNDS72LGS	20	MRHW72SDD	26	P6024T	92, 94	R94VP	108
MNDSHA72LDC	23	MRHW72WAH	26	P6030HT	94	R94VPN	108
MNEXTLLGS	19	MRLF36SDD	26, 28	P6030T	94	R95VP	108
MNEXTRLDC	24	MRLF36WAH	26	P9018HT	92, 94	R95VPN	108
MNEXTRLGS	19	MRLSBF7236SDD	25	P9018T	92, 94	RBA4824FL	96
MNFFLDC	21	MRLSBF7236WAH	25	P9024HT	92, 94	RBA6024	97
MNH63LDC	20	MRLWCGDSDD	26	P9024T	92, 94	RBA6024FL	96
MNH63TBS	20	MRLWCGDWAH	26	P9030HT	94	RBA6024PCA	97
MNH72LDC	24	MRLWCWDSDD	26	P9030T	94	RBA6024PG	97
MNH72LGS	20	MRLWCWDWAH	26	PD24BN3	254	RBA6024TCA	97
MNH72TBS	20	MRP362	172	PD24EN3	254	RBA6024TG	97
MNPBLDC	22	MRP422	172	PD24HN3	254	RBA6030FL	96
MNPOLDC	20, 24	MRP482	172	PD30BN3	254	RBA7224	97
MNRBBFLDC	22	MRPM3BLK	27	PD30EN3	254	RBA7224FL	96
MNRFFLDC	22	MRPMBLK	25	PD30HN3	254	RBA7224PCA	97
MNRSBFLDC	22	MRRD78SDD	27	PD36BN3	254	RBA7224PG	97
MNRSBFLDC	22	MRRD78WAH	27	PD36EN3	254	RBA7224TCA	97
MNRSLDC	22	MRS12SDD	27	PD36HN3	254	RBA7224TG	97
MNRTLGS	20	MRS12WAH	27	PH20SF	247	RBA7230FL	96
MNRTPLLDC	24	MRS16SDD	27	PH20SM	53	RBAFL4824	96
MNRTPLLGS	19	MRS16WAH	27	PH20SM	237, 247	RBAFL6024	96
MNRTPLDC	19	MRS36	171	PH20SW	247	RBAFL6030	96
MOS36	173	MRS42	171	PM20	54, 111	RBAFL7224	96
MOS42	173	MRS48	171	PM33Blk	22, 27, 111	RBAFL7230	96
MOS48	173	MRCT36SDD	26	PM33SLV	54	RBAFXPCA	97
MR42RSDD	27	MRCT36WAH	26	PMR22	54	RBAFXPGL	97
MR42RWAH	27	MRUSBF7236SDD	25, 28	Q618	43	RBAFXTCA	97
MRBS3SDD	26, 28	MRUSBF7236WAH	25	Q629A	254	RBAFXTGL	97
MRBS3WAH	26	MRWDCSDD	26	Q70800	254	RBAREC4824	96
MRBS5SDD	26, 28	MRWDCWAH	26	R104BP	108	RBAREC6024	96
MRBS5WAH	26	MS3601	171	R104BPN	108	RBAREC6030	96
MRCBF7220SDD	25, 28	MS3602	171	R104RP	108	RBAREC7224	96
MRCBF7220WAH	25	MS3603	171	R104RPN	108	RBAREC7230	96
MRCFTSDD	27	MS4201	171	R104VP	108	REALCC0311	15, 22, 31, 271
MRCFTWAH	27	MS4202	171	R104VPN	108	REALCMK	15, 22, 31, 271
MRCH8SDD	27	MS4203	171	R124BP	108	REALCRK	15, 22, 31, 271
MRCH8WAH	27	MS4801	171	R124BPN	108	REALS010	54
MRC8SDD	27	MS4802	171	R124RP	108	REALS011	54
MRC8WAH	27	MS4803	171	R124RPN	108	REALS099	54
MRD362	172	MSCLDC	21	R124VP	108	REALS100	54
MRD422	172	MTD72LDC	20	R124VPN	108	REALS191	54
MRD482	172	MTD72TBS	20	R125BP	108	REALS285	54
MRDBF7236SDD	25, 28	MVB5LDC	21	R125BPN	108	REC4824	98, 282

Office Suites
Seating
Tables & Desks
Meeting Essentials
Personal Organization
Ergonomics
High Density Storage
Storage & Filing
Facilities
Technology Furniture
Art & Engineering
K-12 Education
SAFE Collection Addendum

Model No.	Page	Model No.	Page	Model No.	Page	Model No.	Page
REC6024	98, 282	SC6041G	216	SPM	17, 108, 109	SS48GM03	228
REC6030	98, 282	SC6041GH	219	SR2446R	234	SS48GM04	228
REC6036	98, 282	SC6041GL	219	SR4833	234	SS48GM05	228
REC7230	98, 282	SC6048G	216	SR4833R	234	SS48LM01	175, 228
REC7236	98, 282	SC6048GH	219	SR4846R	234	SS48LM02	228
RES2BEN3060WHNA	49	SC6048GL	219	SR6033	234	SS48LM03	228
RES4BEN3060WHNA	49	SC6ESP	109	SR6033R	234	SS48LM04	228
RES6BEN3060WHNA	49	SC7224G	216	SR6046R	234	SS48LM05	228
RES42DUALPWH	49	SC7233G	216	SRT4280A	235	SS48N01	228
RES42SINGPWH	49	SC7233GL	220	SRT4280B	235	SS48N02	228
RESORGWH	49	SC7241G	216	SRT4280C	235	SS48N03	228
RESSHELFWH	49	SC7241GH	220	SRTD4280A	235	SS48N04	228
RES2042PPSL	49	SC7241GL	220	SRTD4280B	235	SS48N05	228
RESCAB36WH	118	SC7248G	216	SS12LC	173	SS65GS101	175
RESDS3060WH	118	SC7248GH	220	SS24GM01	175, 228	SS65LS101	175
RESDRKTWH	118	SC7248GL	220	SS24GM02	228	SS80GS101	175
RESENDTNA	83	SC8ESP	109	SS24GM03	228	SS80LS101	175
RESGDRKTWH	118	SCC69		SS24GM04	228	STC10TDW	31
RESH72WH	118	SCC4	69	SS24GM05	228	STC12TDW	31
RESHDRKTWH	118	SCR48ESP	109	SS24LM01	175, 228	STC14TDW	31
RESHGDRKTWH	118	SCWBESP	109	SS24LM02	228	STC16TDW	31
RESPEDWH	118	SF3665BG1	226	SS24LM03	228	STC72BTDC	29
RESUPDCL	119	SF3665BL1	226	SS24LM04	228	STC72BTDC	32
RESUPINP	119	SF3665DG1	226	SS24LM05	228	STC8TDW	31
RESUPUDCWH	119	SF3665DL1	226	SS24N01	228	STEBTDC	29
RESUPUWH	119	SF3680BG1	226	SS24N02	228	STEBTDW	32
RESWRDWH	118	SF3680BL1	226	SS24N03	228	STEC72BTDC	29
SA3680G1LAM	226	SF3680DG1	226	SS24N04	228	STEC72FTDC	29
SA3680L1LAM	226	SF3680DL1	226	SS24N05	228	STEC72FTDW	32
SC10ESP	109	SLF48	234	SS33GM01	175, 228	STED72BTDC	29
SC12ESP	109	SLF60	234	SS33GM02	228	STED72BTDW	32
SC2424G	214	SN4833C	221	SS33GM03	228	STEDPH72TDW	30, 32
SC2433G	214	SN4833CL	223	SS33GM04	228	STEH72TDW	30
SC2433GL	217	SN4841C	221	SS33GM05	228	STELFTDW	31
SC2441G	214	SN4841CH	223	SS33LM01	175, 228	STERL48BTDC	30
SC2441GH	217	SN4841CL	223	SS33LM02	228	STERR48BTDC	30
SC2441GL	217	SN4848C	221	SS33LM03	228	STESPH72TDW	30
SC2448G	214	SN4848CH	223	SS33LM04	228	STLC72TDC	29
SC2448GH	217	SN4848CL	223	SS33LM05	228	STRC72TDW	31
SC2448GL	217	SN6033C	222	SS33N01	228	STRD72BTDC	29
SC3624G	215	SN6033CL	224	SS33N02	228	STRD72BTDW	32
SC3633G	215	SN6041C	222	SS33N03	228	STSCB3TDW	30
SC3633GL	218	SN6041CH	224	SS33N04	228	SY1848HT	94
SC3641G	215	SN6041CL	224	SS33N05	228	SY1848T	94
SC3641GH	218	SN6048C	222	SS41GM01	175, 228	SY1854HT	94
SC3641GL	218	SN6048CH	224	SS41GM02	228	SY1854T	94
SC3648G	215	SN6048CL	224	SS41GM03	228	SY1860HT	94
SC3648GH	218	SN7233C	222	SS41GM04	228	SY1860T	94
SC3648GL	218	SN7233CL	224	SS41GM05	228	SY1866HT	94
SC4824G	215	SN7241C	222	SS41LM01	175, 228	SY1866T	94
SC4833G	215	SN7241CH	224	SS41LM02	228	SY1872HT	94
SC4833GL	218	SN7241CL	224	SS41LM03	228	SY1872T	94
SC4841G	215	SN7248C	222	SS41LM04	228	SY1872T	94
SC4841GH	218	SN7248CH	225	SS41LM05	228	SY2448HT	94
SC4841GL	218	SN7248CL	225	SS41N01	228	SY2448T	94
SC4848G	215	SPK6020	99	SS41N02	228	SY2454HT	94
SC4848GH	219	SPK6024	99	SS41N03	228	SY2454T	94
SC4848GL	219	SPK60	99	SS41N04	228	SY2460HT	94
SC6024G	216	SPK7220	99	SS41N05	228	SY2460T	94, 95
SC6033G	216	SPK7224	99	SS48GM01	175, 228	SY2466HT	94
SC6033GL	219	SPK72	99	SS48GM02	228	SY2466T	94

Model No.	Page	Model No.	Page	Model No.	Page	Model No.	Page
SY2472HT	94	TW60LAM	231				
SY2472T	94	TW72LAM	231				
SY3048HT	94	TWDA24	246				
SY3048T	94	TWDA30	246				
SY3054HT	94	TWDA36	246				
SY3054T	94	TWDRWR	247				
SY3054T	94	TWM1	236, 237, 249				
SY3060HT	94	TWM2	249				
SY3060T	94	TWT12CL	247				
SY3066HT	94	TWT3CL	247				
SY3066T	94	TWT6CL	247				
SY3072HT	94	TWT9CL	247				
SY3072T	94	TWTH	247				
SYC24HT	94	TWTLA	248				
SYC24T	94	TWTLB	248				
SYP24HT	94	URS6	178				
SYP24T	94	URS7	178				
SYT24HT	94	URS8	178				
SYT24T	94, 95	VCC1BLKB	84				
SYT30HT	94	VCC2BLKB	84				
SYT30T	94	VCC3BLKB	84				
TAETP24	246	VCCCLBK	84				
TAETP25	246	VCCMBLK	84				
TAETP26	246	VCCMTBLK	84				
TAETP27	246	VCCSBLK	84				
TAETP3	246	WAV6030	98, 282				
TB30	234	X1886L	168				
TB48	234	X18DV5	169				
TB60	234	X18SR	169				
TCNRLAM	231	X36SR	169				
THESIS	67	YNG6030	98				
THESISArms	67	YNG6030DRYEWG	98, 282				
THESISTablet	67						
TP48LAM	231						
TP60LAM	231						
TP72LAM	231						
TSA3630DH	230						
TSA3630H	230						
TSA4830DH	230						
TSA4830H	230						
TSA6030DH	230						
TSA6030H	230						
TSA7230DH	230						
TSA7230H	230						
TSH1	68						
TSH1CRBVONYX	68						
TSH1WHBVONYX	68						
TSH2	68						
TSH2CRBVONYX	68						
TSH2WHBVONYX	68						
TSH3	69						
TSH3CRBVONYX	69						
TSH3WHBVONYX	69						
TSK3630	232						
TSK4830	232						
TSK6030	232						
TSK7230	232						
TSM2BB	69						
TW30LAM	231						
TW36LAM	231						
TW48LAM	231						

Office Suites
Seating
Tables & Desks
Meeting Essentials
Personal Organization
Ergonomics
High Density Storage
Storage & Filing
Facilities
Technology Furniture
Art & Engineering
K-12 Education
SAFE Collection Addendum



Safco®
AN LDI COMPANY

9300 West Research Center Road, Minneapolis, MN 55428
Customer Service Phone 888-971-6225 Fax 763-971-1525
Locations in Minneapolis, MN/Headquarters,
Atlanta, GA, Riverside, CA, Milford, IA and Norfolk, VA
©2022 Safco Products Company. All Rights Reserved.

SAFCOPRODUCTS.COM

Safco® Products marketing materials are designed to be used as sales tools for our Dealer network.

LPC_JULY2022_082422