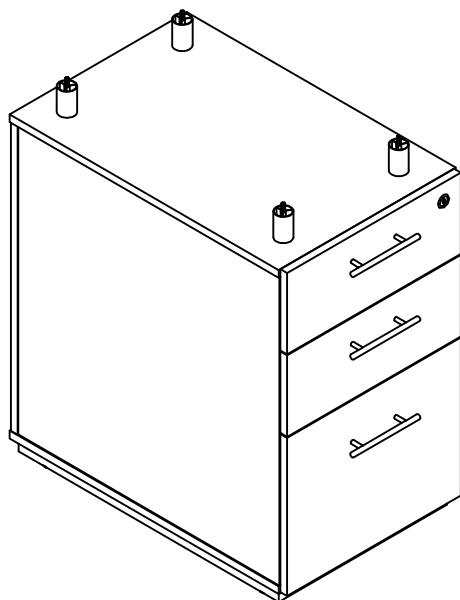




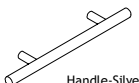



Sterling Series™
Desk Pedestal Box / Box / File
Model No. STDBBF



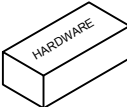


ASSEMBLY INSTRUCTIONS

CALL 1-800-822-8037 FOR ASSISTANCE

PARTS LIST

Name	Part	Qty.
A	 HB	3
B	 REALS410	5
C	 REALS257 Handle and Screw	3
D	 HB REALS607 Base Stand-off	4

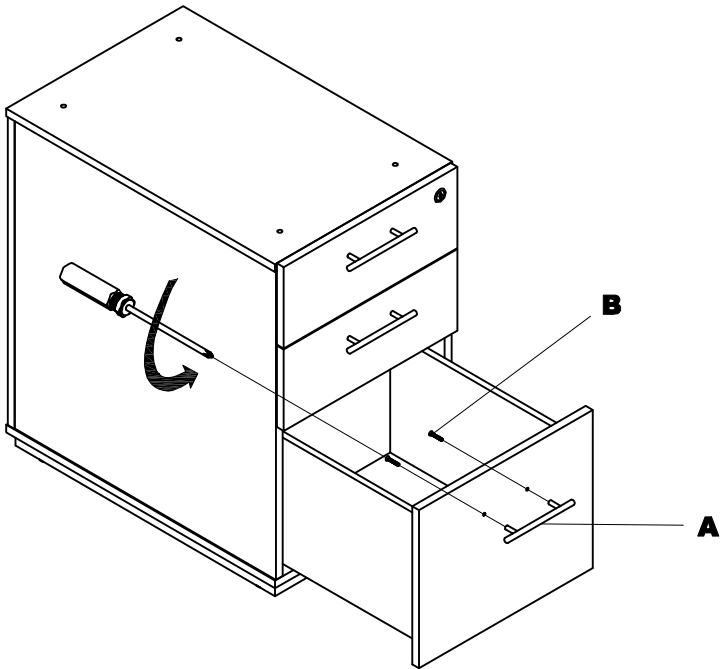
Name	Part	Qty.
E	 HB REALS606 M6 x 25mm	5
F	 HB Keys	1
	 STBBFHB	

Items with HB are in hardware box.

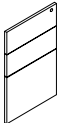

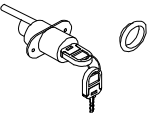
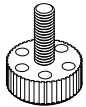
IMPORTANT!

Review ALL instructions before beginning assembly. These instructions are provided to avoid problems that may occur from improper assembly or installation. Mayline and/or its distributor are not responsible for failure resulting from improper assembly or installation of this product. Moreover, all warranties are void for failure to follow these assembly instructions.

1 Attach Handles (A) to the Fronts of Drawer using Screws (B).



Pre-Assembled Replacement Part List

Part	Included Qty.	Part	Included Qty.
 STDBBFDF**	1	 REALS422 16" Drawer Slides	3
 REALS401 Lock w/ Key	1	 REALS425 Leveler	4

**Denotes Color Code